

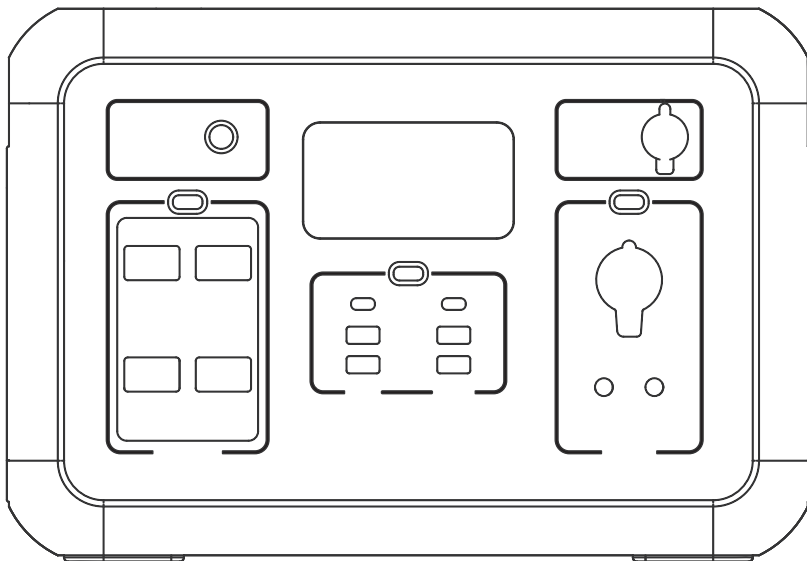


# 2000W PORTABLE POWER STATION

## USER MANUAL

Model: SD-PPS2000-G1

30004



[www.SeeDevil.com](http://www.SeeDevil.com)

[info@SeeDevil.com](mailto:info@SeeDevil.com)

[877-659-5479](tel:877-659-5479)  
TOLL FREE NUMBER

[@SeeDevilLights](https://www.facebook.com/SeeDevilLights)

[@SeeDevil.Lighting](https://www.instagram.com/SeeDevil.Lighting)

## Introduction

Thank you for purchasing this 2000W portable power station.

This portable power station has a powerful battery capacity of 2131Wh, supporting AC wall outlets, solar panels and 12V/24V car port charging capabilities, and is designed to keep your electronic devices powered while on the go.

Your SeeDevil™ Portable Power Station includes AC outlets, 12V DC output, 12V cigarette lighter socket, USB-C and USB fast charging outlet.

Your Power Station is designed for a variety of applications from emergency and tool use to camping, sports and leisure activities. Use with most electronic devices to keep you powered up when you need it most.

SeeDevil™ makes it easy to keep you powered up wherever you are and whenever you need it. Simply charge up, plug in and power on.

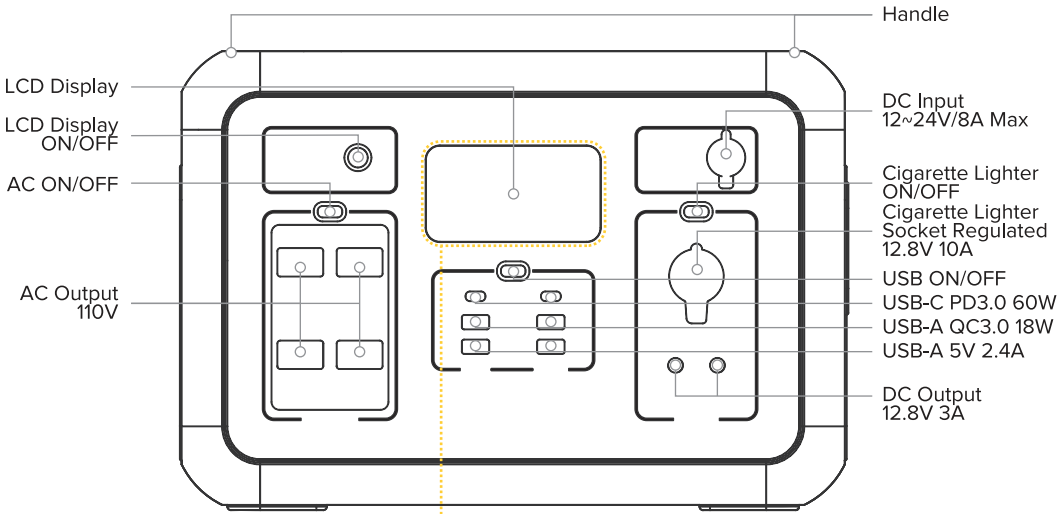
## Package Contents

- 24V 10.41A AC Power Adapter Charger
- AC Power Cord
- Cigarette Lighter Charger
- Aviation Port to MC4 Cable
- User Manual

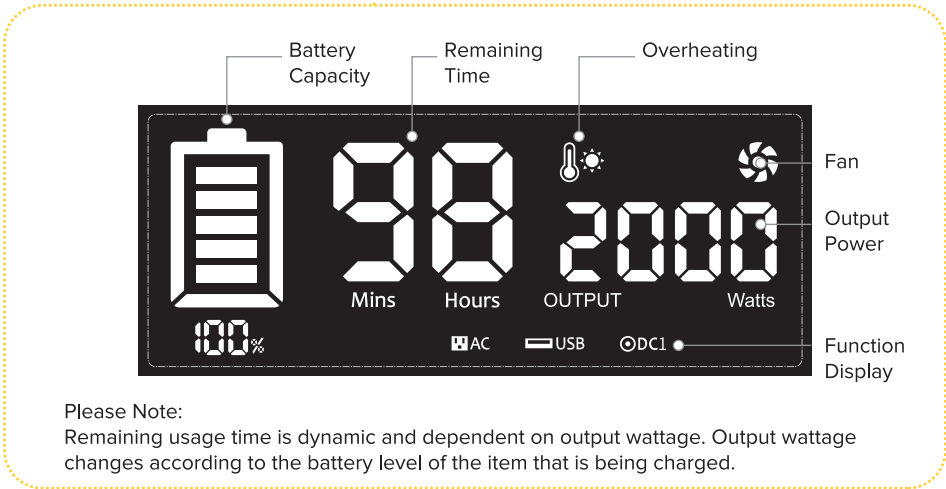
# Technical Data

Battery Capacity:	2131Wh Lithium-Ion 22.2V DC 96Ah
Battery Cycle Life:	1500+ times DOD≥80%
AC Output Waveform:	Pure Sine Wave
AC Output Power:	2000W Max / 4000W Peak
AC Output Voltage:	110V±10% 60Hz
AC Output Socket:	USA Outlet (x4)
DC Output 1:	12V 3A (x2)
DC Output 2:	Cigarette Lighter Socket Regulated 12V 10A
USB Output:	USB-A QC3.0 18W (x2) / USB-A 5V 2.4A (x2) / USB-C PD3.0 60W (x2)
AC Charging Input:	AC 100~240V to DC 24V (10.41A Adapter)
Car Input:	DC 12~24V 8A Max
Solar Panel Input:	DC 12~24V 8A Max
Multi-Safety Protection:	Battery Management System
	- Short-Circuit
	- Over-Current
	- Over-Voltage
	- Low-Voltage
	- Overload
	- Overheating
LCD Display Function:	Real-Time Working State
LED Light:	3-Step Dimmable with SOS
Operation Temperature:	0°C~40°C (32°F~104°F)
Pass-Through Charging:	Supported
Weight:	37 lb
Warranty Period:	24 months
Certificates:	ETL / FCC

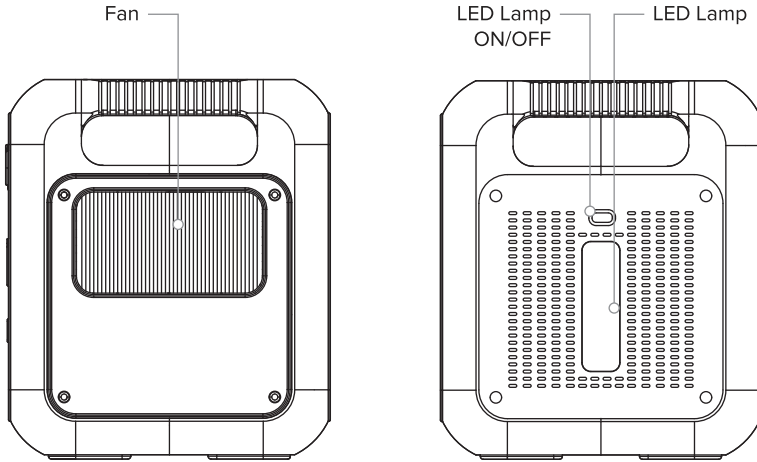
# Product Diagram












# LCD Display Diagram



# Product Diagram



# Charges Per Appliance

 <p><b>PROJECTOR</b> <b>16 Hours</b></p>	 <p><b>COFFEE MAKER</b> <b>3.5 Hours</b></p>	 <p><b>UAV</b> <b>60 Charges</b> Drone</p>
 <p><b>LAPTOP</b> <b>45 Hours</b> 13" Laptop</p>	 <p><b>TV</b> <b>24 Hours</b> 32" LCD TV</p>	 <p><b>FRIDGE</b> <b>40 Hours</b> Mini Refrigerator</p>
 <p><b>FAN</b> <b>35 Hours</b> 50W</p>	 <p><b>MICROWAVE</b> <b>70 Minutes</b></p>	 <p><b>CPAP</b> <b>43 Hours on AC</b> 38 Hours on DC</p>

Please Note:

1. For longer CPAP run-time we recommend using DC outlets. First, be sure the CPAP machine will operate at 12V DC or use appropriate DC voltage converter to power CPAP.
2. The above charging time is calculated as a reference guide only, the actual usage time depends on the actual power of the connected devices.
3. Run time = 2131Wh\*85% (conversion rate) / Your device's power (Watts)

# 3 Methods of Recharging

## 1. AC Wall Socket

You can use a standard US 120V AC wall socket to recharge the power station with an estimated charging time of 13 hours.

## 2. Cigarette Lighter Charger

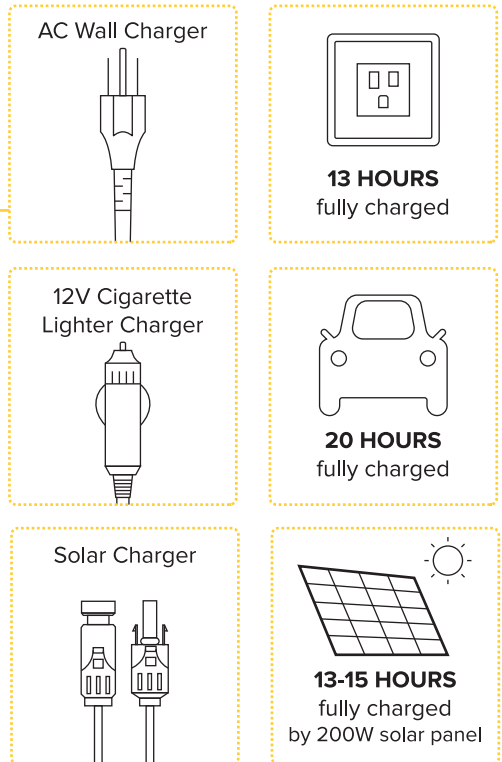
Recharge through your car or truck lighter socket. You can access DC power from 12V/24V vehicles and charge the unit by plugging it into the car cigarette lighter port with an estimated charging time of 20 hours.

NOTE: You will need to turn on the car during car charging.

## 3. Solar Charger

It takes about 13-15 hours to recharge by 200W monocrystalline silicon solar panel under sufficient sunlight. The charging time is affected by the type and power of solar panels and sunlight intensity.

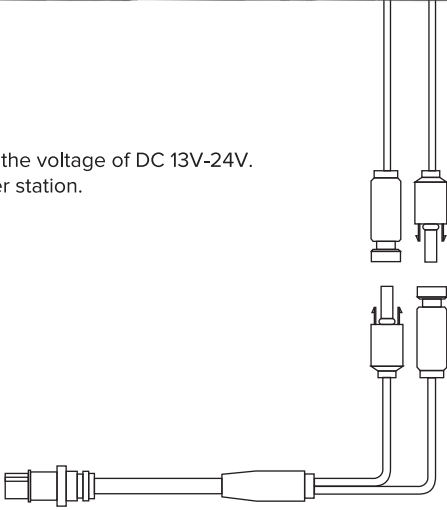
\*Solar Panel Accessories Sold Separately at SeeDevil.com



# Solar Panel Connection



Solar Panel Selection:  
We recommend the SeeDevil 200W solar panel with the voltage of DC 13V-24V.  
Never use higher than DC 24V to recharge this power station.



# Using your 2000 Watt Power Station

1. Press the power button or any other port button to turn on the unit. When not using certain ports, it is best to turn them off to conserve power.
2. Read the LCD screen to know which port is turned on.
3. Plug in your gear.
4. Your unit supports full pass-through charging so you can charge your power station and run your gear at the same time.

## Multiple Usage Scenarios

### **Emergency:**

Used as an emergency power supply, the unit is especially suitable for locations that are prone to severe weather patterns and natural disaster related power failures including typhoons, floods, hurricanes, earthquakes, forest fires, snowstorms and low-temperature disaster prone areas.

### **Outdoor Activities:**

Road trips, camping, outdoor celebrations, fishing, climbing, outdoor photography enthusiasts, RC helicopter drone charging, sports, agriculture and more.

### **Indoor Activities:**

Home & office electrical device charging, energy-saving lamps, television, mini refrigerators, Christmas decoration lights, printers, laptops, fans and smart mobile phones.

\* Please follow all intended use instructions.



# FAQS and Solutions

## 1. Which electronic appliances can I use with the power station?

Most electronics devices of up to 2000 Watts.

## 2. Solar Panel Selection:

We recommend 120~200W solar panel with a Voltage at Maximum Power (Vmp) of 13~24V DC. Never use higher than 24V DC to recharge this power station.

## 3. Auto Sleep energy saving feature:

This power station had an energy-saving sleep mode that automatically activates if the unit detects that there are no devices connected. The unit will shut down and stop power output if no device is connected after 12 hours of the AC button being switched on.

## 4. What kind of a "mini cooler" or "mini-fridge" could this unit power?

The power station's AC continuous output is 2000W and the battery capacity is 2131Wh. It can power any device that requires less than 2000W. However, the usage time depends on the power of the fridge and the fridge compressor. Normally the power of the compressor is three times that of the fridge.

## 5. Is this device water/weather resistant?

NO. Do not expose the unit to water.

## 6. Are the batteries used replaceable or upgradeable?

NO. Batteries are built in. Opening the Power Station will void the warranty.

## 7. How long will a single charge last without using the unit?

3-5 months. But we suggest you charge the power station every two months

## 8. Does this device support pass-through charging?

YES. You can simultaneously charge other devices while recharging the power station.

## 9. Can use this battery to jump start your car battery?

NO.

# Warranty & Customer Service Support

Thanks for purchasing our 2000W Portable Power Station.  
If you have any questions or issues, please email our customer service team at:

info@SeeDevil.com  
Rezek Engineering  
970 Reece Street, San Bernardino, CA 92411

The SD-PPS2000-G1 is covered with a warranty of 24 months from the date of its original purchase.

**For more information on applications  
and battery use visit SeeDevil.com**



 [www.SeeDevil.com](http://www.SeeDevil.com)  [info@SeeDevil.com](mailto:info@SeeDevil.com)  **877-659-5479**  
TOLL FREE NUMBER

 @SeeDevilLights

 @SeeDevil.Lighting

## CAUTION

1. Do not overcharge the internal battery. See instruction manual.
2. Do not smoke, strike a match or cause a spark in the vicinity of the power pack.
3. Only charge the internal battery in a well ventilated area.
4. Risk of Electric Shock. Connect only to properly grounded outlets.
5. Risk of Injury to Persons. Do not use this product if the power cord or the battery cables are damaged in any way.
6. Keep away from moisture or water. Do not use outdoors on rainy days.



Made in China