

WOLFBOX TYPE-C Hardwire Kit

Instructions



Please read this instruction carefully before using the product and keep it properly

WOLFBOX TYPE-C Hardwire Kit is a cable connected to the car fuse box to support 24 hours parking monitor.

Features

After the hardwire kit is properly installed and connected to the dash cam, It will support:

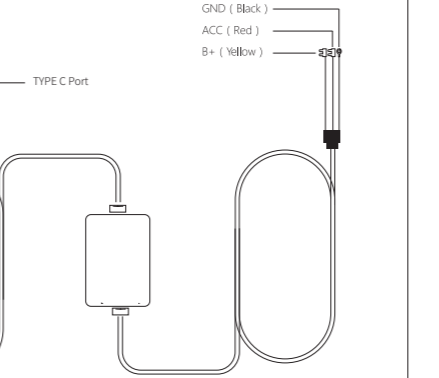
- 1.Power the dash cam.
- 2.Transmit vehicle ignition signal.
- 3.Provide low voltage protection for car batteries.

Packing list

1. WOLFBOX TYPE-C Hardwire Kit * 1
2. Manual * 1

01

Introduction

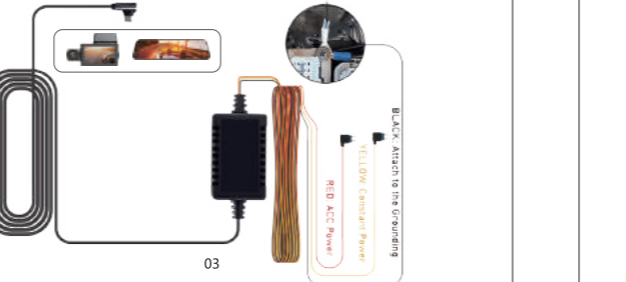


02

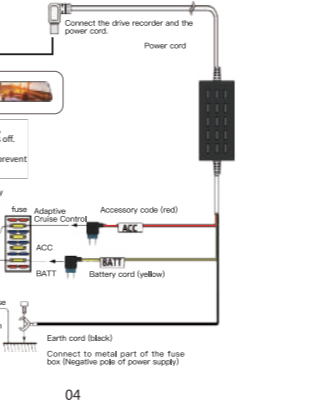
Installation

There are 2 main stages in the hardwire kit installation.

- * Connecting input cables to your fuse box and grounding.
- * Connecting input cables to your dashcam.



03



04

INSERT RED, YELLOW & BLACK CABLES

a. Yellow cable (BATT/B+)

The yellow wire should be connected to the constant power supply in the car fuse box.
Test method: Use a voltage tester to check the fuse slot to make sure it still has power when the car's engine is turned off.

b. Red cable (ACC)

The red wire should be connected to the ACC power supply in the car fuse box.
Test method: Use a voltage tester to check the fuse slot to make sure it has power when the car's engine is on but no power when the engine is off.

c. Black cable (GND)

Connect this black cable(GND) to the metal part of the vehicle. Most cars have screws or metal parts next to the fuse box. Connect the black cable to the screw or metal part. (As shown on the left)

05

Universal Compatibility Chart

Connection Method	The Camera With Parking Guard Function Will	
	While Driving	While Parked
ACC Power Ground Constant Power	Normal Continuous Recording	Record In Parking Guard Video
ACC Power Ground X	Camera will Never Power ON	Camera will Never Power ON
Constant Power Ground Constant Power	Normal Continuous Recording	Normal Continuous Recording
ACC Power Ground ACC Power	Normal Continuous Recording	Power OFF While Parked
Constant Power Ground X	Camera will Never Power ON	Camera will Never Power ON
Constant Power Ground ACC Power	Normal Continuous Recording	Power OFF While Parked
X Ground Any Power	Normal Continuous Recording	Normal Continuous Recording

06

Attention

Before using this product, please read all precautions and instructions to ensure proper and safe use.

- ▲ Please install by professional installation personnel, if personal operation improper, resulting in short circuit of car power, car battery damage Car interior damage,the company is not liable.
- ▲ Loss caused by installation problems rather than quality problems of the product itself,the company is not liable.
- ▲ The working performance of the product is affected by the reliability of the automobile power supply, automobile battery and main equipment.The product cannot be used normally due to quality problems other than the product itself , the company is not liable.
- ▲ Please use this product to the extent permitted by law.

07

STOP EXPERIENCING PROBLEMS?

- ▶ How to use?
- ▶ Can not turn on?
- ▶ Missing items?
- ▶ Damaged or defective?

Please contact us before returning the item. WE WILL HELP YOU RESOLVE ANY ISSUES ASAP.

CUSTOMER SERVICE

7*24Hours

Just Scan the QR Code with your iPhone or Android's Camera to get in touch with us.

08

E-mail service@wolfbox.com

Website www.wolfbox.com

LINE



08