

ISOLO LITE | 快速使用指南

保固登錄

親愛的顧客，感謝您的選購。請在拆封後先確認產品使用無故障與瑕疵，並掃 QR 碼或手動輸入網址 <https://supr.link/UegTI> 完成序號登錄，啟動原廠保固服務。

聯繫客服

如遭遇產品瑕疵或於使用期間發生異常，請加入官方 Line@ 聯繫客服人員，並提供細節照片與聲音檔案以利狀況排除。



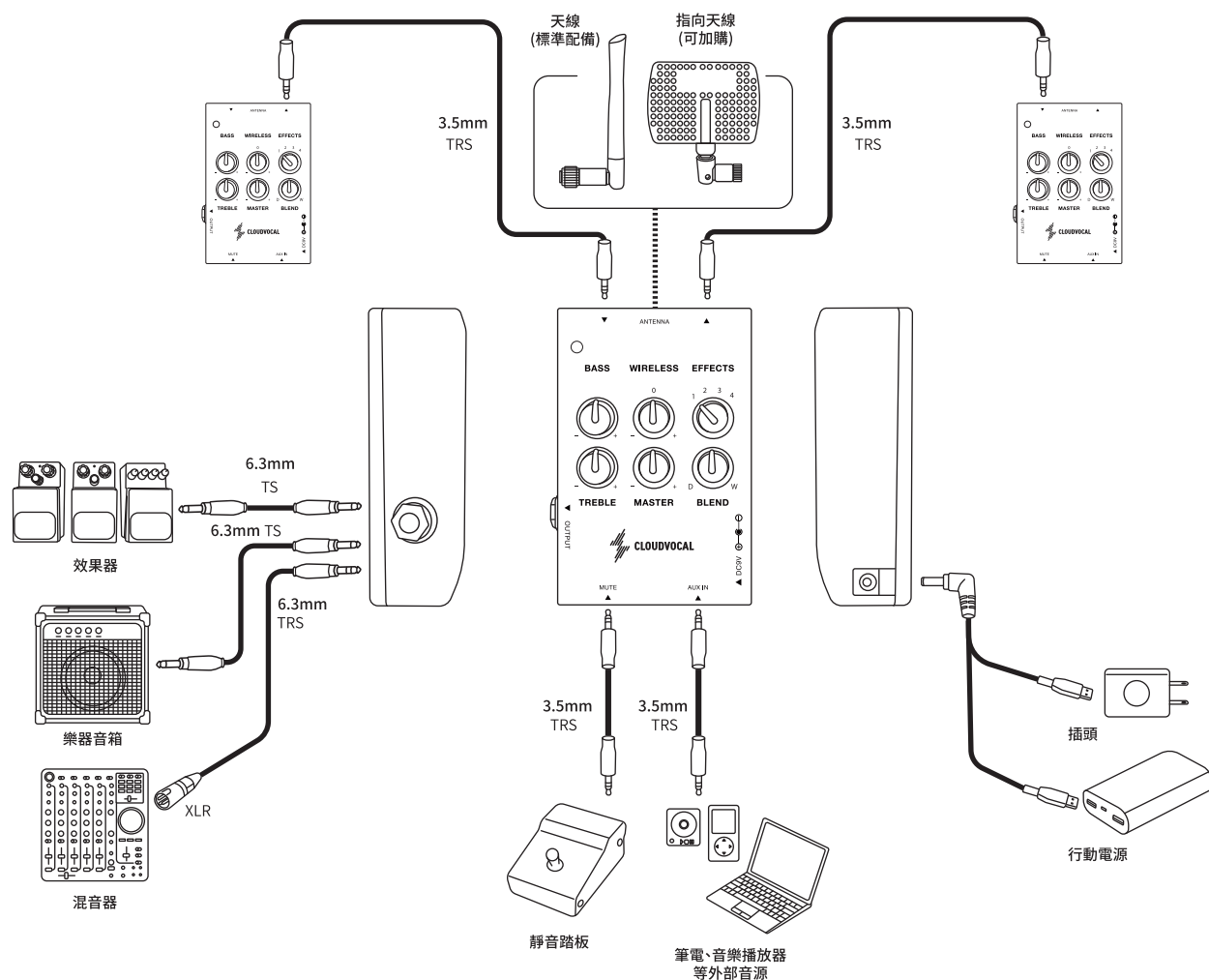
掃碼登錄序號



LINE ID
@tts8521n

連接與使用

◆ 完整說明資訊請連結至網址閱讀: helptw.cloudvocal.com



四段效果說明

1. 房間殘響

- 當效果旋鈕為 1 時，會加入模擬房間般的聲音殘響。

2. 大廳殘響

- 當效果旋鈕為 2 時，會加入模擬大廳堂般的聲音殘響。

3. 場館殘響

- 當效果旋鈕為 3 時，會加入模擬大型場館般的聲音殘響。

1. 房間殘響

空間感較少



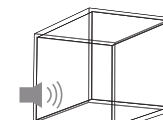
2. 大廳殘響

空間感中等



3. 場館殘響

空間感較多



4. 延遲 + 殘響

- 當 Effect 旋鈕為 4 時，會讓聲音延遲一段時間後回放並加入殘響。

原音



回放 + 殘響



ISOLO LITE | Quick Start Guide

Warranty Registration

Thanks for your support. Once you make sure that your product is intact and is functioning normally, please scan the QR code or visit <https://supr.link/ICgE9> to register and activate warranty.

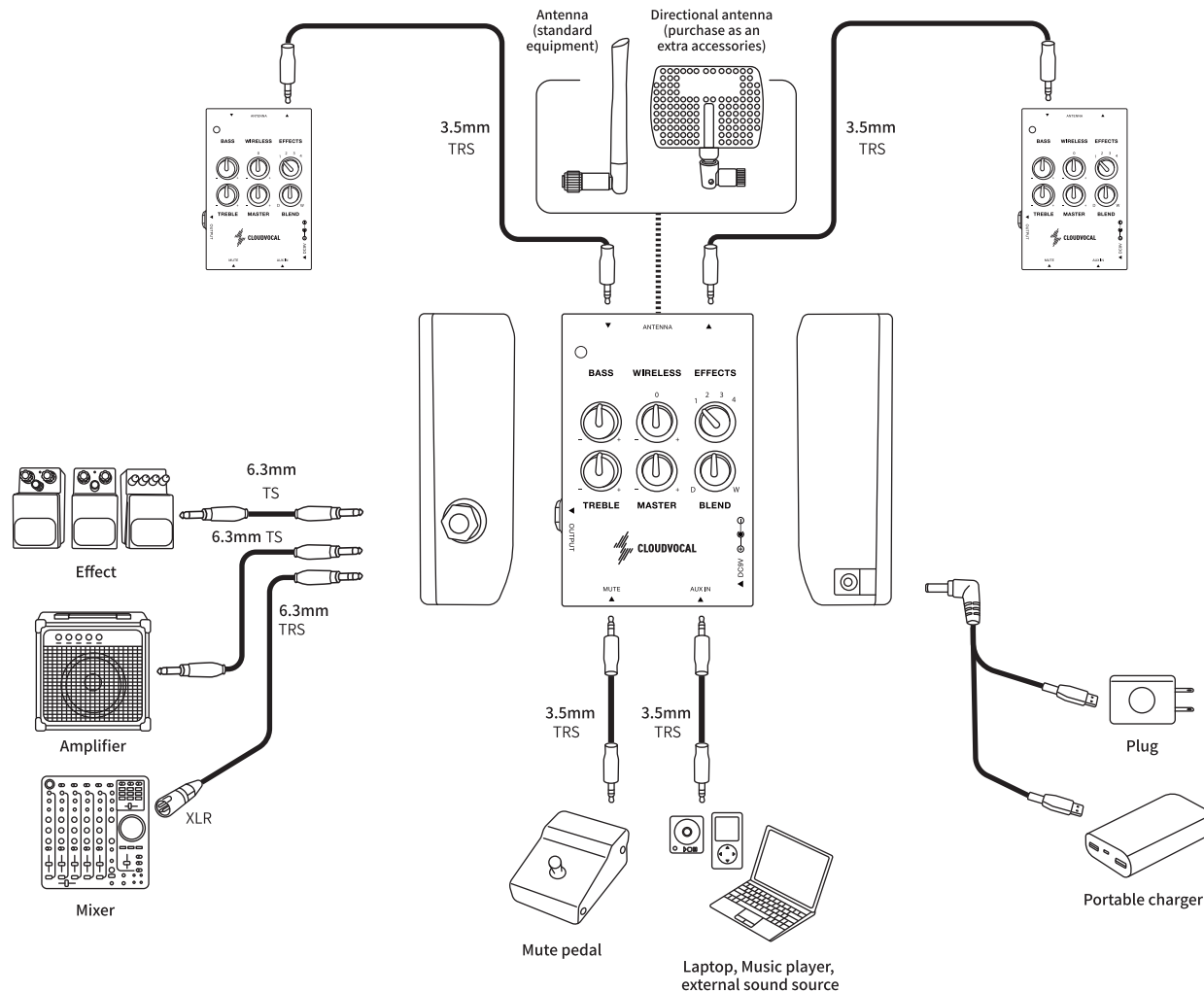
If you encounter any problem, please contact us via: service@cloudvocal.com. Make sure to include: 1. Order # 2. Product serial # 3. Detail of your problem in your email.



Scan & Register

How to connect

◆ You can also download the complete manual here : gethelp.cloudvocal.com



About the 4 effects

1. Room Reverb

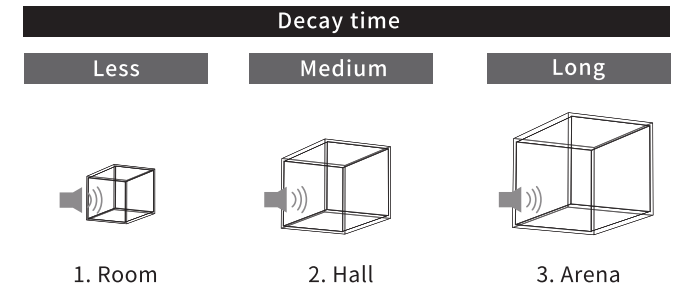
- When effect knob is on 1, you can get a room like reverb.

2. Hall Reverb

- When effect knob is on 2, you can get a hall like reverb.

3. Arena Reverb

- When effect knob is on 3, you can get an arena like reverb.



4. Delay + Reverb

- When effect knob is on 4, you can get both delay & reverb effects.

