

# Portable HEPA H13 with PM2.5 Monitor Air Purifier

## Quick Start Guide



model APAP01F

qsg Q10606 Copyright © 2022 Aluratek, Inc. All Rights Reserved.

## Package Contents

Your order has been carefully packaged and inspected. The following accessories should be included in your package. Please inspect the contents of the package to ensure that you have received all items and that nothing has been damaged. If you discover a problem, please contact us immediately for assistance.

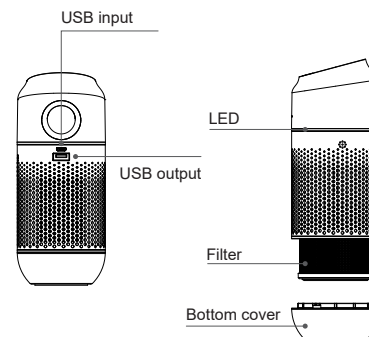
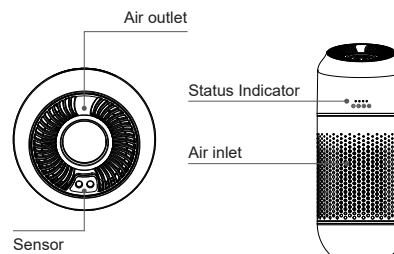


USB-C to  
USB-A Cable



Filter

## Product Highlights

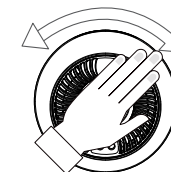


## Operation

### Product Instructions



**On / Auto Mode**  
Place your hand above the sensor (within 50mm distance) and wave your hand. The purifier will be power on (🔌) and enter AUTO mode. (🔄)



**Low Speed**  
Move your hand over the sensor a second time and the purifier will enter low speed mode. (🌀)



**High Speed**  
Move your hand over the sensor a third time and the purifier will enter high speed mode. (🌀)


## Operation

### Product Instructions




**Power Off**  
Place your hand above the sensor for 3 seconds to power off. (🔌)


### LED Light Descriptions



**Blue light**  
Air quality is  
Good



**Green light**  
Air quality is  
Average



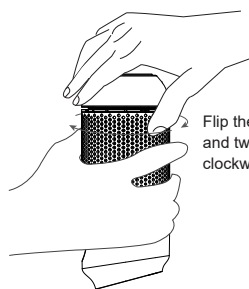
**Red light**  
Air quality is  
Poor

## Operation

### Replacing the Filter

Clean the filter regularly. It is recommended to replace the filter every 6 to 12 months.

Turn off the power and unplug the power cord;



Flip the purifier upside down and twist the bottom cap clockwise to remove the filter.

Drop in the new filter and replace the bottom cap. You can purchase new filters at [aluratek.com](http://aluratek.com)



## Radio and TV Interference Statement

**WARNING!!!** This equipment has been tested and found to comply with the limits of a Class B digital device, pursuant to part 15 of the FCC rules. These limits are designed to provide reasonable protection against harmful interference in a residential installation.

This equipment generates, uses and can radiate radio frequency energy and, if not installed and used in accordance with the instruction, may cause harmful interference to radio communications. However, there is no guarantee that interference will not occur in a particular installation. If this equipment does cause harmful interference to radio or television reception, which can be determined by turning the equipment off and on, the user is encouraged to try to correct the interference by whatever measures may be required to correct the interference.

## Technical Support and Warranty

If you need further assistance, please contact the Aluratek support department for troubleshooting prior to returning this device.

E-mail: [support@aluratek.com](mailto:support@aluratek.com)  
Web: [www.aluratek.com/helpdesk](http://www.aluratek.com/helpdesk)  
Local (Irvine, CA): **714-586-8730**  
Toll free: **1-866-580-1978**

Aluratek warrants this product against defect in material or workmanship for **1 YEAR** from the date of purchase.

For more information, please visit:  
<https://aluratek.com/warranty-return-policy>

You can register your product online at:  
<https://aluratek.com/product-registration>