

**Live TV, DVR and Streaming Media Player All-In-One**

Quick Start Guide



aluratek.com model ADTB02F  
 q93 010555 Copyright © 2021 Aluratek, Inc. All Rights Reserved.


**Package Contents**

Your order has been carefully packaged and inspected. The following accessories should be included in your package. Please inspect the contents of the package to ensure that you have received all items and that nothing has been damaged. If you discover a problem, please contact us immediately for assistance.

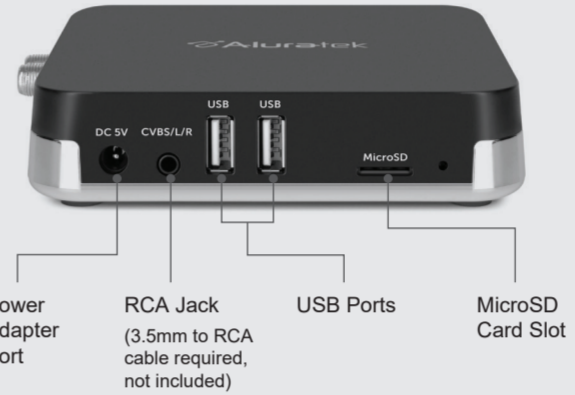


**Product Highlights**

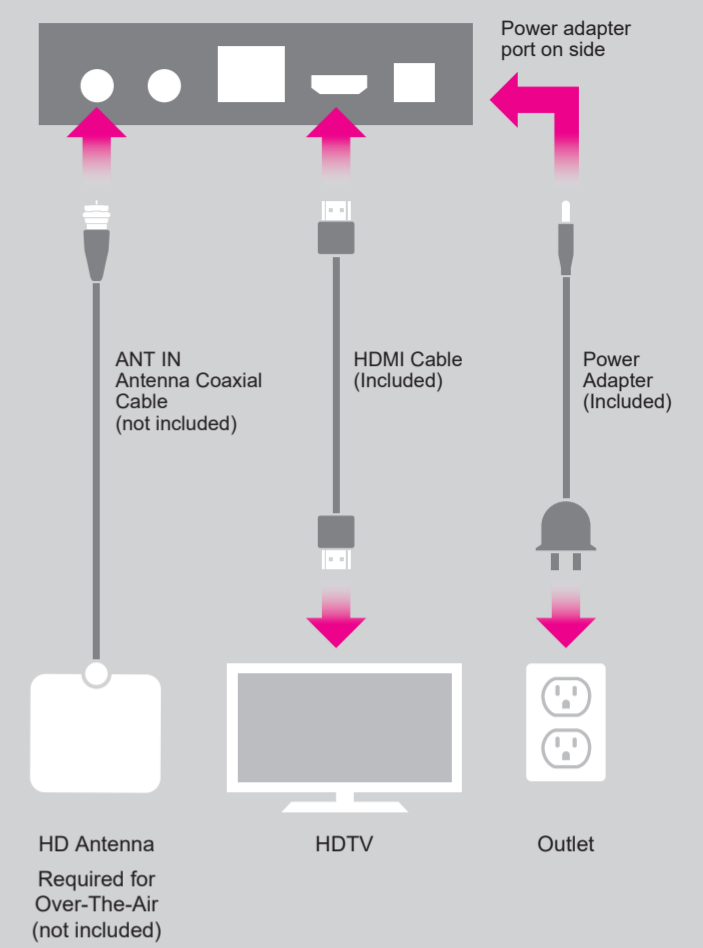
**BACK**



**SIDE**



**Product Application**

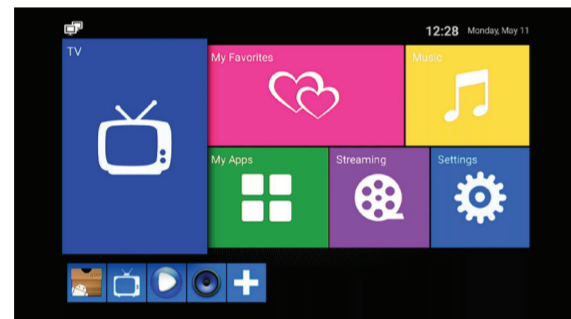


**Operation**

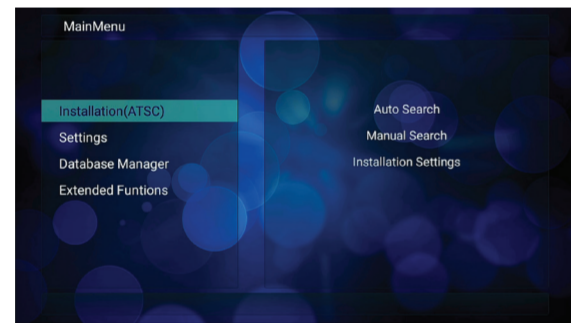
*For OTA TV programs:*

(wireless/wired internet connection is not needed for this function)

1. Connect your HD Antenna to the ANT IN on ADTB02F
2. Connect the included HDMI cable to ADTB02F and to your TV
3. Connect the included power adapter and power on ADTB02F
4. Select "TV" from the main menu



5. Select "Installation", then either "Auto Search" or "Manual Search" to scan for TV Channels



**Operation**



6. Once the search is complete, you can start enjoying OTA (over-the-air) TV. You might need to adjust your HD TV antenna location if you are not getting OTA channels that you know are available in your area.

**Operation**

*DVR Recording:*

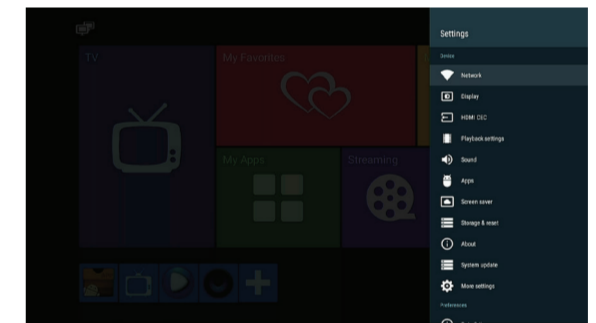
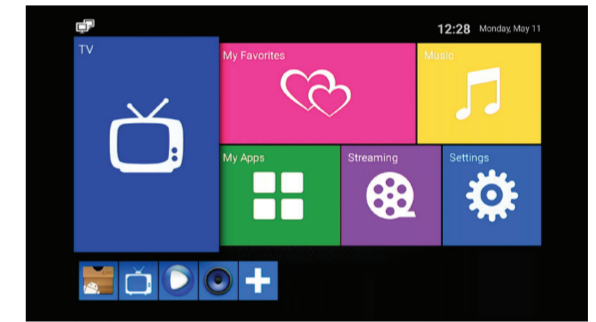
1. Connect a USB thumb drive or self-powered external hard drive to ADTB02F
2. Press the "Record" button for the current program that you are viewing or press the "EPG" button on the remote to schedule a recording.



**Operation**

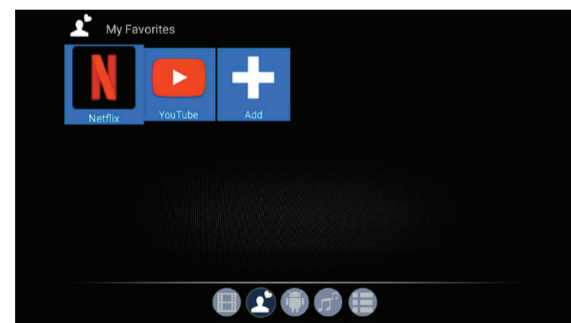
*Streaming Apps*

1. Once ADTB02F is powered on, select "Settings" from the main menu and select "Network" to connect to your wireless router



**Operation**

2. Once it is connected to the internet, you will be able to stream from apps such as Netflix and YouTube by going to "My Apps" or "My Favorites"



For some features within the app, you might need to enable the remote to pointer/mouse mode by pressing the "Remote" button.

**NOTE:** New apps/updates will be added via OTA. You will get an on screen notification for the update when it is available.

**Radio and TV Interference Statement**

**WARNING!!!** This equipment has been tested and found to comply with the limits of a Class B digital device, pursuant to part 15 of the FCC rules. These limits are designed to provide reasonable protection against harmful interference in a residential installation.

This equipment generates, uses and can radiate radio frequency energy and, if not installed and used in accordance with the instruction, may cause harmful interference to radio communications. However, there is no guarantee that interference will not occur in a particular installation. If this equipment does cause harmful interference to radio or television reception, which can be determined by turning the equipment off and on, the user is encouraged to try to correct the interference by whatever measures may be required to correct the interference.

**Technical Support**

If you need further assistance, please contact the Aluratek support department for troubleshooting prior to returning this device.

E-mail: [support@aluratek.com](mailto:support@aluratek.com)  
 Web: [www.aluratek.com/support](http://www.aluratek.com/support)  
 Local (Irvine, CA): 714-586-8730  
 Toll free: 1-866-580-1978

**Warranty**

Aluratek warrants this product against defect in material or workmanship for 1 YEAR from the date of purchase.

This warranty becomes invalid if the factory-supplied serial number or "warranty void" sticker has been removed or altered on the product.

- This warranty does not cover:
- A) Cosmetic damage or damage due to acts of God
  - B) Accident, misuse, abuse, negligence or modification of any part of the product.
  - C) Damage due to improper operation or maintenance, connection to improper equipment, or attempted repair by anyone other than Aluratek.
  - D) Products sold AS IS or WITH FAULTS.

IN NO EVENT SHALL ALURATEK'S LIABILITY EXCEED THE PRICE PAID FOR THE PRODUCT FROM DIRECT, INDIRECT, SPECIAL, INCIDENTAL, OR CONSEQUENTIAL DAMAGES RESULTING FROM THE USE OF THE PRODUCT, ITS ACCOMPANYING SOFTWARE, OR ITS DOCUMENTATION.

Aluratek makes no warranty or representation, expressed, implied, or statutory, with respect to its products, contents or use of this documentation and all accompanying software, and specifically disclaims its quality, performance, merchantability, or fitness for any particular purpose. Aluratek reserves the right to revise or update its product, software or documentation without obligation to notify any individual or entity.