






CB15 Series	MX Series	Torq Series	Blade Series	BB155 Series
				
Ultra-Heavy-Duty One-Gallon Food & Beverage Blenders	Heavy-Duty Food & Beverage Blenders	Medium/Heavy-Duty Food & Beverage Blenders	Light/Medium-Duty Bar Blenders	Light-Duty Bar Blenders
MOTOR POWER				
3¾[®] HP	3½[®] HP	2 HP	1 HP	¾ HP
CYCLES PER DAY				
100+	75+	50-74	25-49	1-25
CONTROL PANEL FEATURES				
3 control panel options, including LO/MED/HI/PULSE, 3-minute countdown timer, and variable speed	5 control panel options, including HI/LO/PULSE paddle and keypad, 30-second countdown timer, variable speed and reprogrammable settings	3 control panel options, including HI/LO/PULSE toggle switch, electronic keypad with 60-second countdown timer, and variable speed control dial	3 control panel options, including HI/LO/OFF/PULSE toggle switch, electronic touchpad controls, or touchpad control with timer	2-speed toggle switch
CONTAINER CAPACITY/JAR OPTIONS				
1-gallon copolyester or stainless steel (also available with easy-pour spigot)	64 oz. or 48 oz. stackable copolyester or 64 oz. stainless steel	64 oz. or 48 oz. copolyester or 64 oz. or 48 oz. stainless steel	48 oz. stackable copolyester or 48 oz. stainless steel	44 oz. copolyester or 32 oz. stainless steel
USAGE AND APPLICATION TYPE				
Ultra-heavy-duty food and beverage prep	Heavy-duty food and beverage prep	Medium/heavy-duty food and beverage prep	Light/medium-duty beverage prep	Light-duty beverage prep
GREAT FOR USE IN:				
Large Kitchens, Healthcare, Schools, Institutions, Restaurants	Kitchens, Healthcare, Schools, Institutions, Restaurants, Smoothie Shops, Coffee Shops, Bars	Kitchens, Healthcare, Schools, Institutions, Restaurants, Smoothie Shops, Coffee Shops, Bars	Smoothie Shops, Coffee Shops, Bars	Coffee Shops, Bars
RECOMMENDED APPLICATIONS				
Food Products, Refried Beans, Dressings, Salsas, Sauces, Soups, Doughs, Desserts, Smoothies and more	Food Products, Dressings, Salsas, Sauces, Soups, Doughs, Desserts, Smoothies, Ice Cream Drinks, Frozen Fruit Smoothies, Iced Coffee Drinks, Frozen Drinks & Cocktails	Food Products, Dressings, Salsas, Sauces, Soups, Smoothies Ice Cream Drinks, Frozen Fruit Smoothies, Iced Coffee Drinks, Frozen Drinks & Cocktails	Smoothies, Ice Cream Drinks, Frozen Fruit Smoothies, Iced Coffee Drinks, Frozen Drinks & Cocktails	Frozen Drinks & Cocktails, Blended Beverages
WARRANTY				
Limited Three-Year Motor and Two-Year Parts and Labor Warranty	Limited Three-Year Motor and Two-Year Parts and Labor Warranty	Limited Two-Year Warranty	Limited Two-Year Warranty	Limited Two-Year Warranty

MADE IN THE USA!*



BLENDER JAR REFERENCE CHART



CB15 Series



CB15



CB15T



CB15V



CAC72
1 Gallon
Stainless Steel
Jar



CAC125
1 Gallon
Stainless Steel
Jar with Spigot



CAC170
1 Gallon Stackable
Copolyester
Container



Series



MX1000XTX



MX1050XTX



MX1100XTX



MX1200XTX



MX1300XTX



MX1500XTX



CAC93X
48-oz.
Copolyester Jar



CAC95
64-oz.
Copolyester Jar

Copolyester Color-Coded Jars



CAC90
64-oz.
Stainless Steel Jar



CAC95-03
YELLOW
64 oz.



CAC93X-03
YELLOW
48 oz.



CAC95-06
BLUE
64 oz.



CAC93X-06
BLUE
48 oz.



CAC95-10
PURPLE
64 oz.



CAC93X-10
PURPLE
48 oz.



CAC95-12
GREEN
64 oz.



CAC93X-12
GREEN
48 oz.



CAC95-28
ORANGE
64 oz.



CAC93X-28
ORANGE
48 oz.



Series



TBB145



TBB160



TBB175



CAC139
48-oz.
Copolyester Jar



CAC152
48-oz.
Stainless Steel Jar
& Pad



CAC89
64-oz.
Copolyester Jar
& Pad



CAC167
64-oz.
Stainless Steel Jar
& Pad



Series



BB300



BB320



BB340



CAC132
48-oz.
Copolyester Jar



CAC138
48-oz.
Stainless Steel Jar



BB155/
BB155S



CAC134
44-oz.
Copolyester Jar



CAC135
32-oz.
Stainless Steel Jar








WARING COMMERCIAL **X**TREME[®]



MX SERIES BLENDER ACCESSORY GUIDE

MX Series blender jars in high-use environments need to be properly maintained in order to ensure performance and longevity. Please use this guide as a reference for all Waring Commercial Xtreme® MX Series blender jar accessories in order to maintain optimum performance.



	MODEL	DESCRIPTION
	CAC158*	Blending Assembly Kit – Includes Blade and Gasket
	CAC160*	Drive Coupling for All MX Series Blenders
*Recommended maintenance: To ensure proper performance, replace every 3 to 6 months.		
	CAC95	The Raptor® 64 oz. BPA-Free Copolyester Container Complete with Blade and Lid – MX Series
	CAC93X	The Raptor® 48 oz. BPA-Free Copolyester Container Complete with Blade and Lid – MX Series
	CAC90	64 oz. Stainless Steel Container Complete with Blade and Lid – MX Series
	CAC116	Blending Assembly Kit and Retainer Ring Kit for CAC93X & CAC95
	CAC119	Retainer Ring Wrench for CAC93X & CAC95 (to remove blending assembly from container)



ACCESSORY GUIDE

MX Series blender jars in high-use environments need to be properly maintained in order to ensure performance and longevity. Please use this guide as a reference for all Waring Commercial Xtreme® MX Series blender jar accessories in order to maintain optimum performance.



	MODEL	DESCRIPTION
	CAC161	Drive Coupling Removal Tool for All MX Series Blenders (to remove drive coupling from motor base)
	CAC162	Drive Coupling and Coupling Removal Tool for All MX Series Blenders (to remove drive coupling from motor base)
	SE500	Sound Enclosure Kit Includes Jar Pad and Screws – Fits All MX Series Blenders with 48 oz. Containers (CAC93X)
	SE1000	Sound Enclosure Kit Includes Jar Pad and Screws – Fits All MX Series Blenders with 64 oz. Containers (CAC95)
	CAC169	Spatula – Custom Designed for Use with MX Series Blenders
	CAC93X-10	48 oz. Purple Copolyester Container Complete – MX Series
	CAC95-10	64 oz. Purple Copolyester Container Complete – MX Series
	CAC93X-28	48 oz. Orange Copolyester Container Complete – MX Series
	CAC95-28	64 oz. Orange Copolyester Container Complete – MX Series
	CAC93X-03	48 oz. Yellow Copolyester Container Complete – MX Series
	CAC95-03	64 oz. Yellow Copolyester Container Complete – MX Series
	CAC93X-06	48 oz. Blue Copolyester Container Complete – MX Series
	CAC95-06	64 oz. Blue Copolyester Container Complete – MX Series
	CAC93X-12	48 oz. Green Copolyester Container Complete – MX Series
	CAC95-12	64 oz. Green Copolyester Container Complete – MX Series

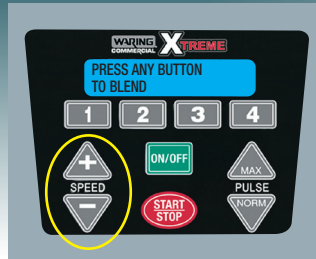
Step-by-Step Guide to Programming Your MX Blender



LARGE SMOOTHIE

Total blend time: 12 seconds
65% speed – 7 seconds
100% speed – 5 seconds


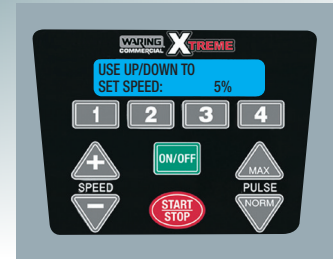
PROGRAM 1 Large Smoothie Recipes




1 To enter new program, press both and buttons simultaneously.



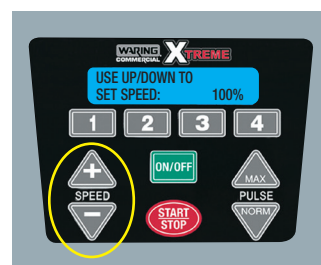
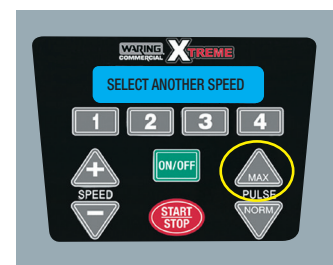
2 Press the program button you wish to set (pick 1–4). In this case, press .




3 Press or button to set speed value. Set to 65%.
Once desired speed is reached, press button to select speed.
NOTE: Time starts at 5 seconds.




4 Use and buttons to set time value (up to 90 seconds). Set to 7 seconds.
Press button to confirm time setting.




5 Press or button to set speed value. Set to 100%.
Once desired speed is reached, press button to select speed.
NOTE: Time starts at 5 seconds.



6 Use and buttons to set time value (up to 90 seconds). Set to 5 seconds.
Press button to confirm time setting.



7 To save the program setting, wait 5 seconds.



8 Press both and simultaneously.





Program 1 is now successfully programmed.

To begin saving additional programs, repeat the same steps above for other recipes.

Step-by-Step Guide to Programming Your MX Blender



Tips & Tricks

1. The  button serves as the ENTER/SELECT button.
2. Press and hold the  or  button to quickly scroll through speeds.
3. Speed can be set between 5% – 100%.
4. Once 90 seconds is reached, pressing  button will not increase the value.
Prompt: MEMORY LIMIT for 2 seconds