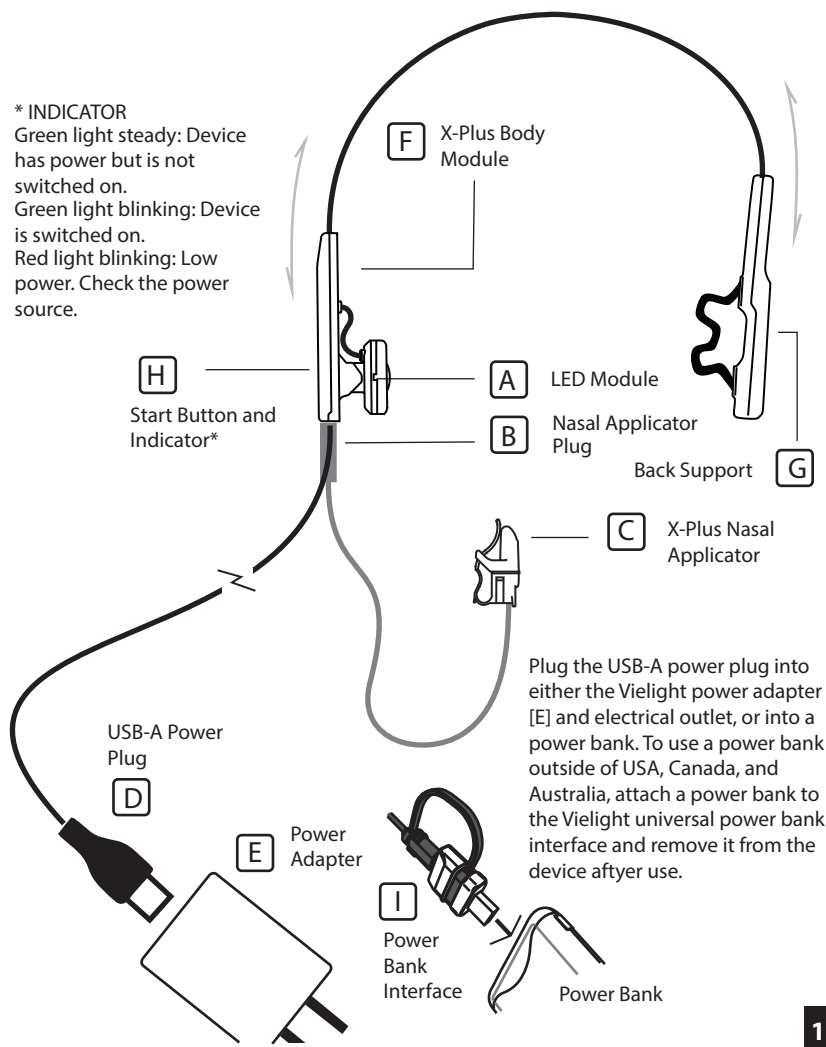


XPLUS V4 USER GUIDE

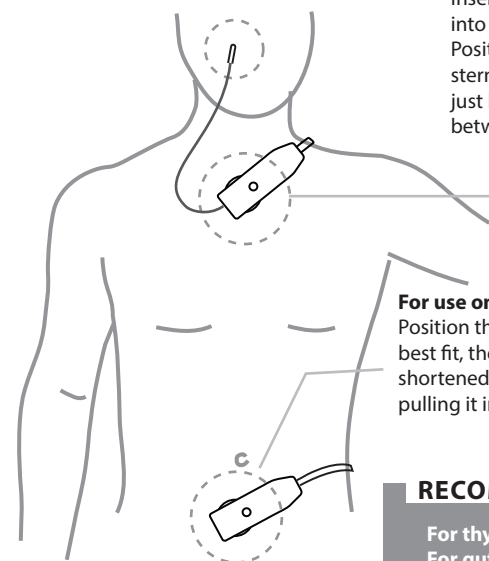
*** INDICATOR**
 Green light steady: Device has power but is not switched on.
 Green light blinking: Device is switched on.
 Red light blinking: Low power. Check the power source.



USING THE X-PLUS BODY ON THE THYMUS OR THE GUT

- 1 Insert the nasal applicator plug [B] into the socket on the X-Plus module [F]. Connect power plug [D] to the Vielight power adapter [E] and then to an electrical outlet. Alternatively, connect [D] to a power bank (using the universal power bank interface [I] provided with your device if you are outside of the USA, Canada, or Australia. Note 1: Do not use the nasal applicator if the module is positioned too far from the nostril. Note 2: Use the extension cable if needed. Note 3: Outside of the USA, Canada, and Australia, use the Vielight universal power bank interface with your power bank.
- 2 Place the X-Plus module set on the chest or gut, as shown, in the diagram below.
- 3 Insert the nasal applicator [C] into either the right or the left nostril with the clip on the outside and the lens in the nostril.
- 4 Press the start button [H] to begin a session. The unit switches off automatically after about 20 minutes.

Positioning



For use on the thymus gland

Insert the X-Plus nasal applicator [C] into either the left or right nostril. Position the LED module [A] on the sternum. The thymus gland is located just behind the breastbone and between the lungs.

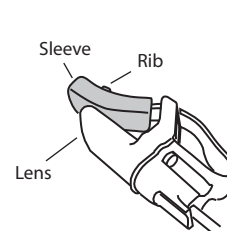
For use on the gut

Position the LED module [A] on the gut. For best fit, the length of the metal band can be shortened or lengthened by pushing or pulling it in or out of the holders.

RECOMMENDED USAGE

For thymus: Use once daily.
 For gut: Use once daily.

USING THE NASAL APPLICATOR



If the applicator does not stay on the nose, use the blue silicone sleeve. The sleeve has a smooth side and a ribbed side. Use the ribbed side for a stronger grip.

Press to widen clip opening



NOTE

When using the Vielight X-Plus, users should not experience any adverse physical sensation. If you experience discomfort, contact the Vielight at +1 877 355 8012 (North America), info@vielight.com or CHAT at www.vielight.com.

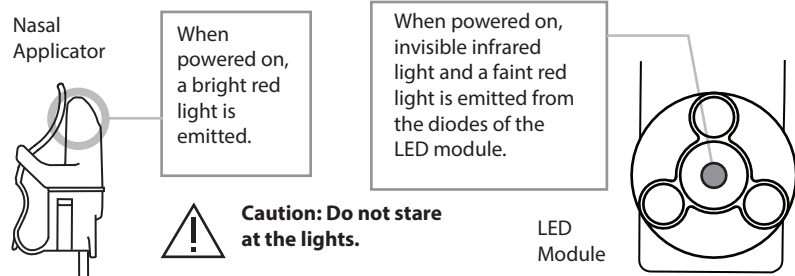
CARE AND CLEANING



1. To clean the nasal applicator, wipe gently with 70% alcohol or antiseptic wipes, or clean gently with soap and water. Optionally, the device can be further sanitized with a UV lamp.
2. Use a soft, dry cloth to clean the other surfaces. Do not use abrasive cleaners.
3. Do not submerge any of the components on the headset in liquid or cover with other material during use.
4. Store in a dry and dust-free location at temperatures between 10° C to 40° C, away from direct sunlight.
5. We do not recommend sharing devices and nasal applicators as this increases the risk of spreading infectious diseases.

SIDE A

SAFETY ADVICE - LIGHT SOURCE



NOTE: When using the Vielight X-Plus, users should not experience any adverse physical sensation. If you experience discomfort, contact the Vielight by phone at +1 877 355 8012 (North America), email info@vielight.com, or chat at www.vielight.com.

SPECIFICATIONS

LED Specifications:

Light source, LED module: 810 nm LED, 50 mW
 Light source, nasal applicator: 633 nm LED, 6.5 mW

General Specifications:

Treatment duration: Automatic shut-off at 20 +/- 0.1 minutes
 Low power indicator: < 4.2 V
 Power adapter: AC Input: 100-240 V, 0.5 A, 50/60 Hz
 DC Output: 5 V, 2.0 A

Safety and Electromagnetic Conformity

The Vielight X-Plus conforms to standards for safety and electromagnetic conformity (EMC). It bears the CE mark conforming to the EU Low Voltage Directive (LVD) 2014/30/EU and the EMC Directive 2014/35/EU.



Read this guide thoroughly before use.



Do not stare at operating diodes as it may cause eye irritation.

WARNING!

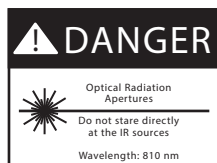


Interference may occur in the vicinity of known radio frequency (RF) transmitting devices and equipment marked with the following symbol.

CAUTION!



Do not drop or physically alter the device or provided components.



Danger: Device emits optical radiation.



Caution: Optical radiation aperture IR emitted from this device may cause eye irritation. Do not stare directly at the IR sources.



Caution: This device operates using repeated exposure to near infrared radiation (NIR).



Follow the instructions in the user guide.

REF X-Plus

Vielight Inc.
 471 Jarvis Street
 Toronto
 ON M4Y 2G8
 Canada



CISPR 32:2012/
 EN 55032:2012
 CISPR 24:2012/
 EN 55024:2010

(North America) +1-877-355-8012

info@vielight.com



LIMITED TWO - YEAR WARRANTY

Your Vielight X-Plus V4 is warranted to be free of defect in material and workmanship under normal use.

This warranty is limited to a period of two years from the purchase date. Within this period, repairs or exchange of parts that are deemed necessary by the company will be made free of charge.

This warranty does not cover damage by the following;
 a. Misuse, abuse or alteration to the product.
 b. Damage caused by accident or neglect.
 c. Service or repairs made by unauthorized persons.

WE SHALL NOT BE RESPONSIBLE FOR ANY INCIDENTAL, SPECIAL, OR CONSEQUENTIAL DAMAGES RESULTING FROM THE USE OF THIS PRODUCT.

SIDE B

VIELIGHT
 The Life Light®

www.vielight.com

X-Plus4.201023.0