

# Slim Duct • Indoor Unit – Multi Zone System Component– 16-22 SEER2 Models

Product Specifications



**MAINLINE**

Reliably Comfortable.®

## FEATURES

- Dual thermistor control for precise refrigerant metering
- 24-hour on/off timer
- Auto operation
- Auto restart
- Control lock function
- Drain pump provides 11” of lift
- Low & medium static models available
- Included wired controller
- Wireless remote control
- Utilize Preferred 25 series outdoor unit for single zone applications.



Available Models	
Low Static No.	Med Static No.
BBM12HFD-I	TM09HSFD-I
BBM18HFD-I	TM12HSFD-I
BBM24HFD-I	TM18HSFD-I
	TM24HSFD-I

Available Accessories	
Description	Model No.
Optional wall mount control	XE-71
Optional wall mount programmable premium controller	XK-76
Optional thermostat adapter * 24 Volt transformer required	SQZ003A01

Model Number Nomenclature	
BB/T	Mainline/Tosot
M	Multi Zone
09/12/18/24	Nominal BTUH
HF/HS	Panel design
D	D=208/230
-I	Indoor Unit

## Warranty

See warranty information for more details.

All dimensions listed are nominal. MAINLINE® reserves the right to make product and material changes at any time without notice.



Contact your sales representative for more information or visit our website at [hvacmainline.com](http://hvacmainline.com)

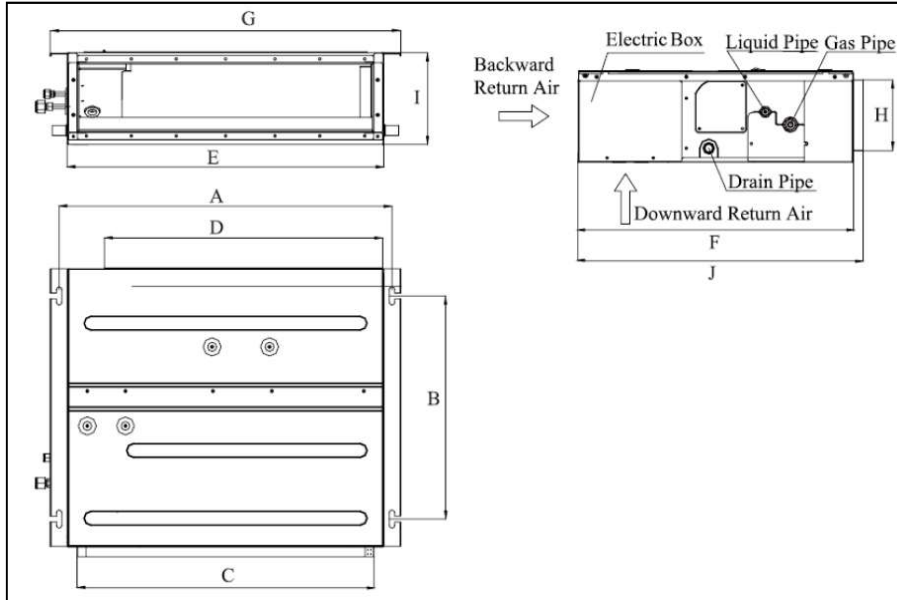
# Low Static Slim Duct • Indoor Unit – Multi Zone System Component– 16-22 SEER2 Models

## Product Specifications



**MAINLINE**

Reliably Comfortable.®

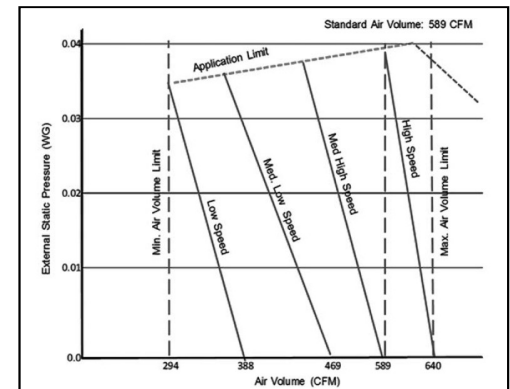
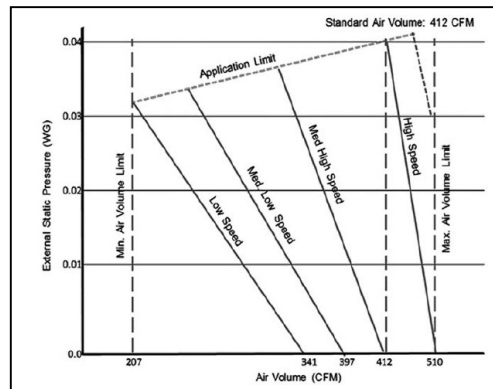
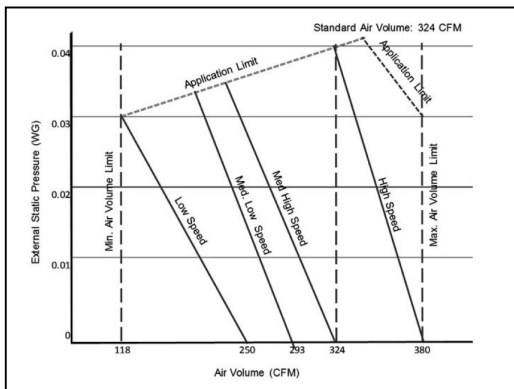


	12K	18K	24K
A	29 7/32	37 3/32	44 61/64
B	19 21/64	19 21/64	19 21/64
C	26 1/16	33 15/16	41 13/16
D	24 13/32	32 9/32	40 5/32
E	27 9/16	35 7/16	43 5/16
F	24 7/32	24 7/32	24 7/32
G	30 25/32	38 21/32	46 17/32
H	6 1/8	6 1/8	6 1/8
I	8	8	8
J	25	25	25

### BBM12HFD-I

### BBM18HFD-I

### BBM24HFD-I



Indoor Unit No.	Type	MAX SP	Nominal Capacity	Unit Dimensions H x W x D	Weight	IDU Sound Level/Fan Speed	Liq. Conn. (Flare)	Suct. Conn. (Flare)
BBM12HFD-I	Slim Duct - Low Static	.4" WC	12,000	8 x 30-25/32 x 25"	50 Lbs.	39/35/32 DB	1/4"	3/8"
BBM18HFD-I	Slim Duct - Low Static	.4" WC	18,000	8 x 38-21/32 x 25"	59 Lbs.	41/37/33 DB	1/4"	1/2"
BBM24HFD-I	Slim Duct - Low Static	.4" WC	24,000	8 x 46-17/32 x 25"	68 Lbs.	42/38/34 DB	3/8"	5/8"



Contact your sales representative for more information or visit our website at [hvacmainline.com](http://hvacmainline.com)

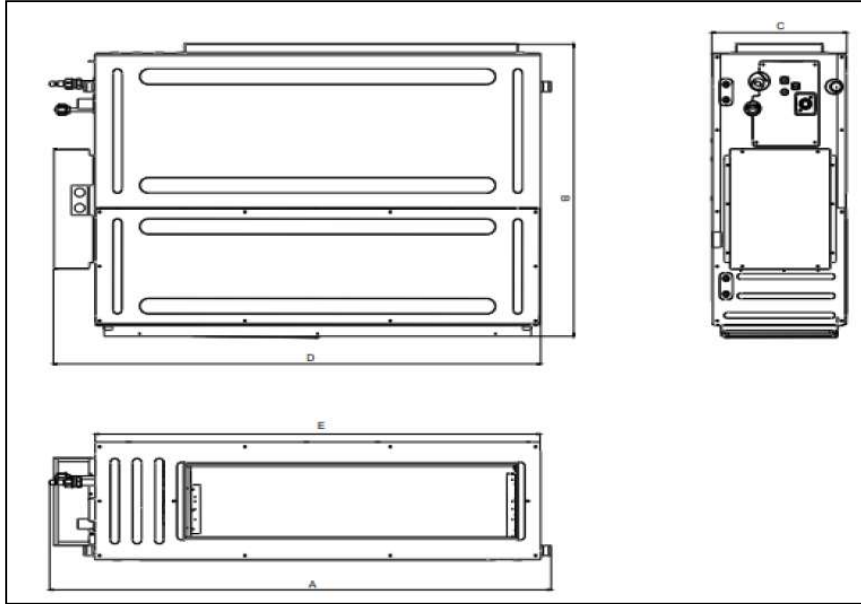
# High Static Slim Duct • Indoor Unit – Multi Zone System Component– 16-22 SEER2 Models

Product Specifications



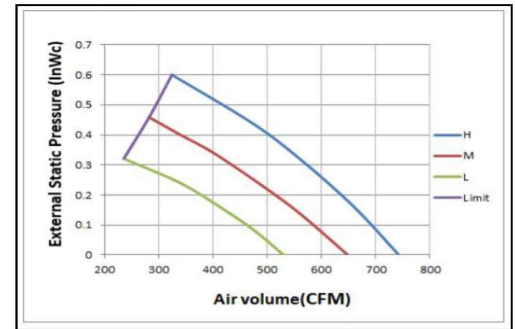
**MAINLINE**

Reliably Comfortable.®

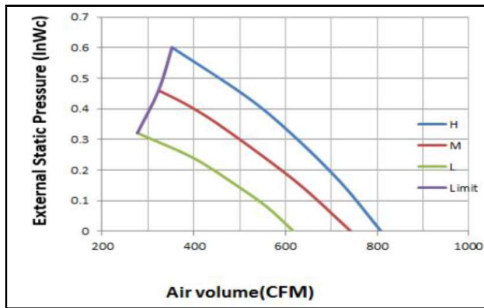


	9K	12K	18K	24K
A	32 43/64	32 43/64	44 31/64	44 31/64
B	29 11/16	29 11/16	29 11/16	29 11/16
C	11 13/16	11 13/16	11 13/16	11 13/16
D	31 11/32	31 11/32	43 7/64	43 7/64
E	27 9/16	27 9/16	39 3/8	39 3/8

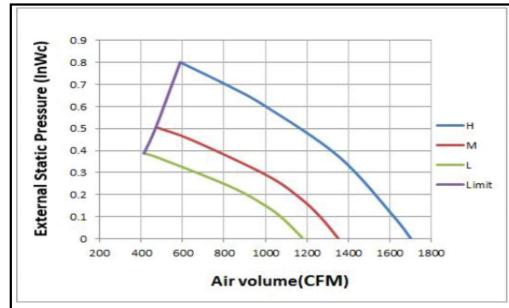
## TM09HSFD-I



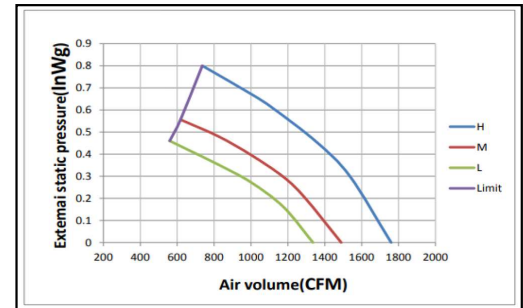
## TM12HSFD-I



## TM18HSFD-I



## TM24HSFD-I



Indoor Unit No.	Type	MAX SP	Nominal Capacity	Unit Dimensions H x W x D	Weight	IDU Sound Level/Fan Speed	Liq. Conn. (Flare)	Suct. Conn. (Flare)
TM09HSFD-I	Slim Duct - High Static	.6" WC	9,000	11-13/16 x 29-11/16 x 32-43/64"	48 Lbs.	46/40/37/35 DB	1/4"	3/8"
TM12HSFD-I	Slim Duct - High Static	.6" WC	12,000	11-13/16 x 29-11/16 x 32-43/64"	50 Lbs.	48/43/39/36 DB	1/4"	1/2"
TM18HSFD-I	Slim Duct - High Static	.8" WC	18,000	11-13/16 x 29-11/16 x 44-31/64"	59 Lbs.	43/43/39/36 DB	1/4"	5/8"
TM24HSFD-I	Slim Duct – High Static	.8" WC	24,000	11-13/16 x 29-11/16 x 44-31/64"	68 Lbs.	52/46/42/38 DB	3/8"	5/8"



Contact your sales representative for more information or visit our website at [hvacmainline.com](http://hvacmainline.com)