



User Guide (v3.34.5)

Version: 20210809



1 Download the app

Search for Tuya Smart in Apple's App Store and other major app stores or scan the following QR code to download the Tuya Smart app.





Tuya Smart

Formal version

Updated at: 2022/3/3 21:58

Canada

Please make sure the selected country or region is correct

Download

[If the download fails, click here to search.](#)



3 Download the app

11:54 WeChat



Tuya Smart



Cancel



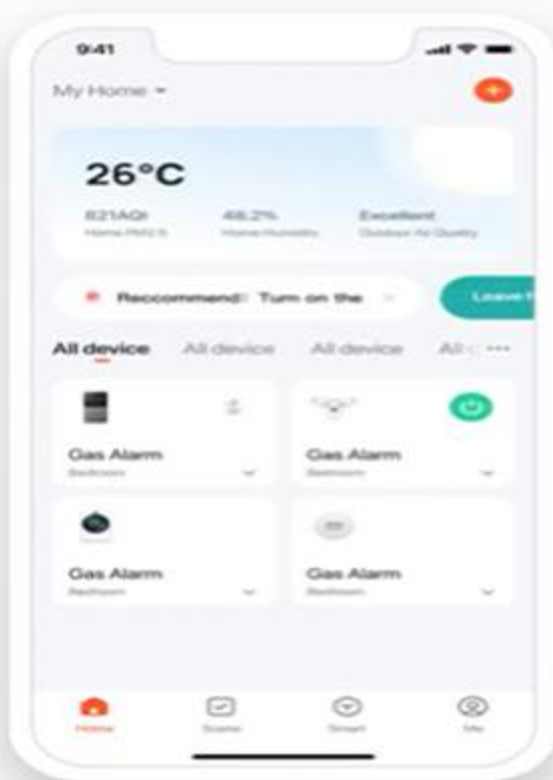
Tuya Smart
Smart Life Smart Living

★★★★★ 3.5K



Control Multiple Devices

Only one app to manage multiple devices



Remote Control

Convenient and eco-friendly



Instant Connection

Easily connect with devices



Today



Games



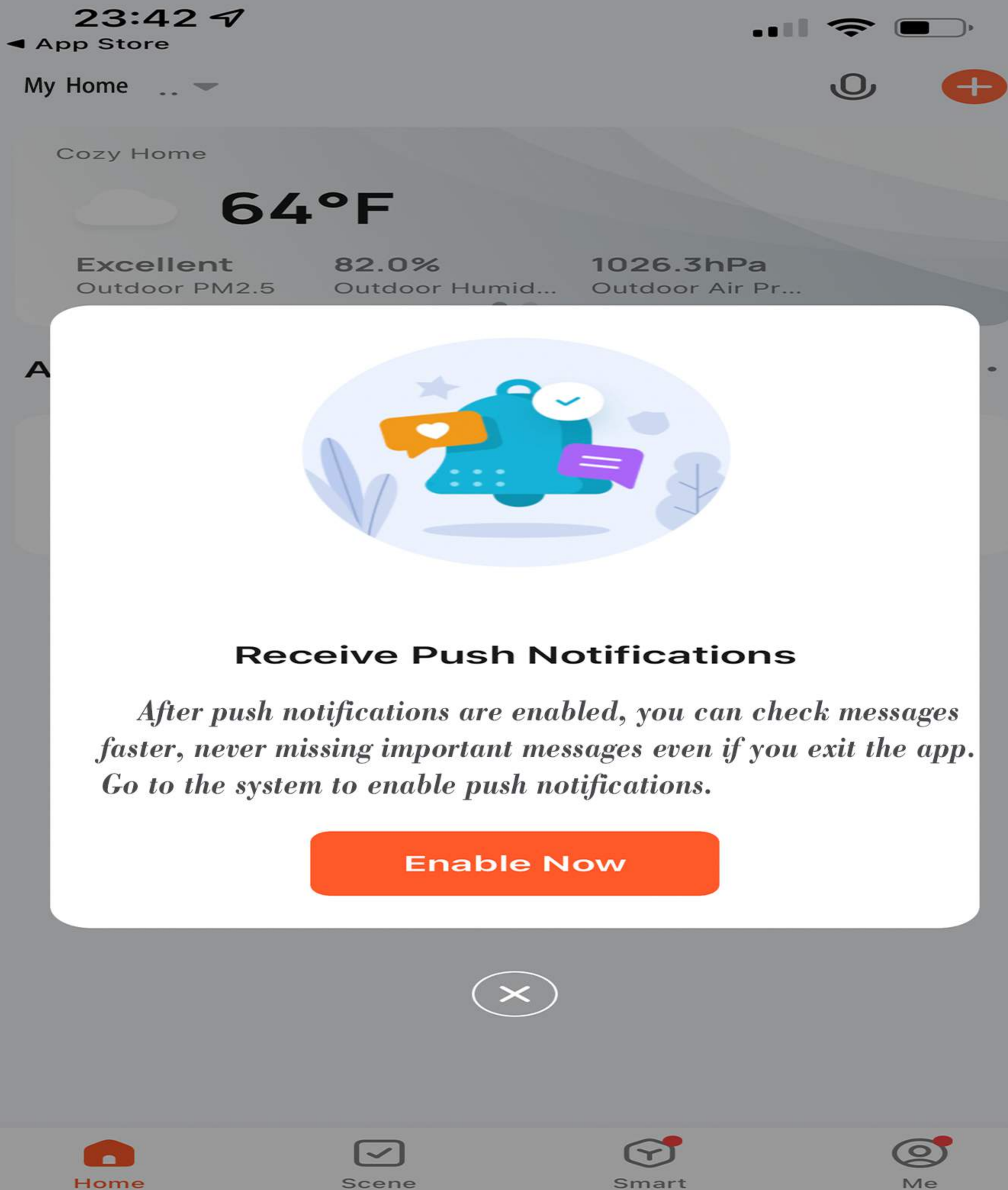
Apps



Arcade



Search



23:42

◀ Tuya Smart



< Settings

Tuya Smart

ALLOW TUYA SMART TO ACCESS

-  Bluetooth
-  Local Network
-  Siri & Search >
-  Cellular Data

PREFERRED LANGUAGE

-  Language English >

10:46



To provide you with better services, we request the following permissions:



When you use this App, we will collect necessary information (including statistical data, network usage data, application crash events) in order to monitor the performance of the App.



Data Analysis

Allow us to collect data related to product usage. If you disable permissions, basic functions are still available.



Personalization

Allow us to recommend content through ads and notifications. If you disable it, we won't send what may interest you.

[Go to App](#)



Log In

Sign Up

Try now

Register

Canada



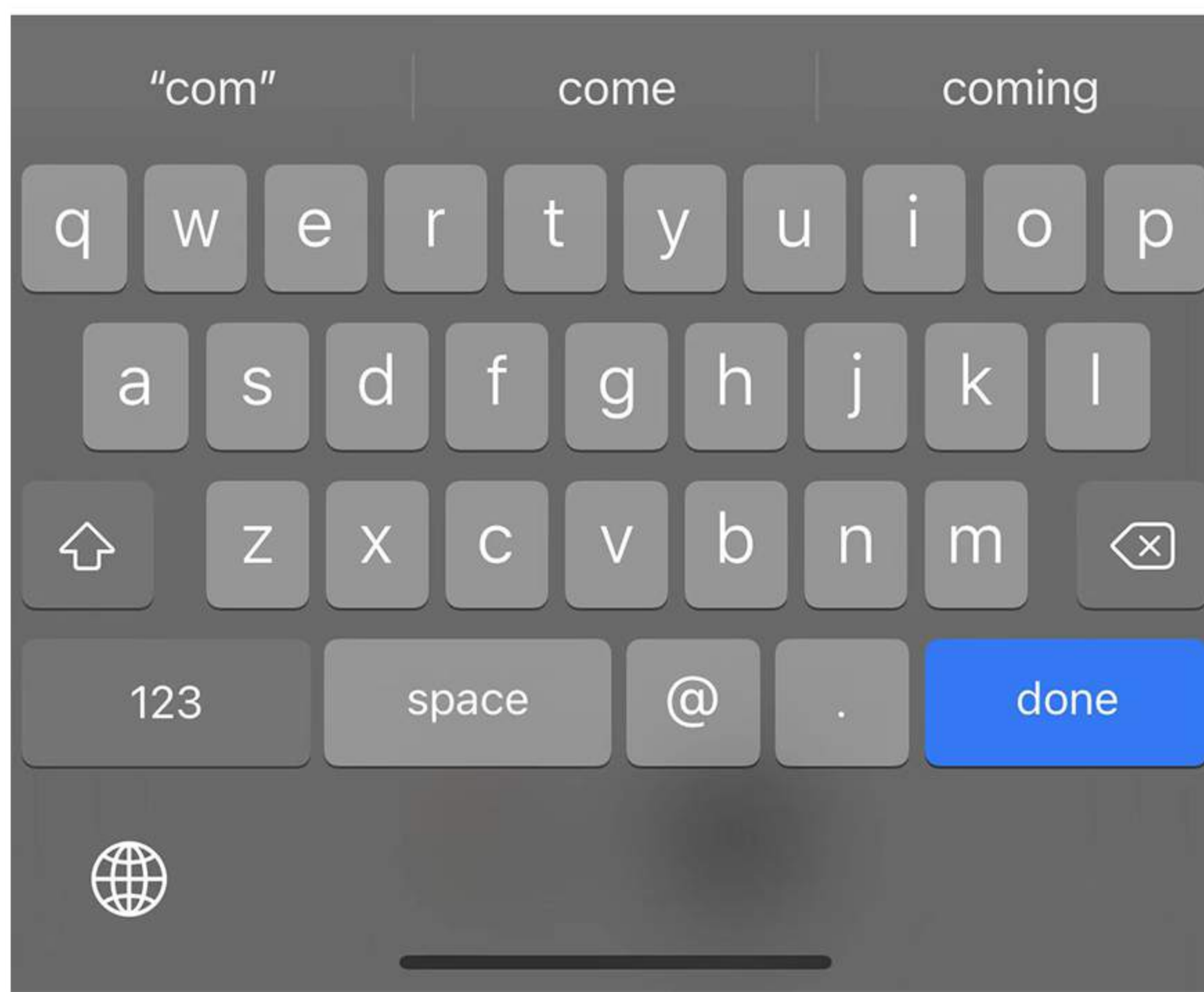
Email Address

xxx@abc.com



I Agree [Privacy Policy](#) [User Agreement](#) and [Children's Privacy Statement](#)

Get Verification Code



Enter Verification Code

A verification code has been sent to your email
XXXXX @gmail.com Resend (4s)

[Didn't get a code?](#)

1

2

ABC

3

DEF

4

GHI

5

JKL

6

MNO

7

PQRS

8

TUV

9

WXYZ

0



Set Password

Password



Use 6-20 characters with a mix of letters and numbers

Done



Log In

Canada



Please enter the account

Password



I Agree [Privacy Policy](#) [User Agreement](#) and [Children's Privacy Statement](#)

Log In

[Forgot Password](#)



Add Device

Tap + and select Add Device

Got It

No devices

Tuya Smart app is requesting the following access permissions.

The privacy security of your personal information is guaranteed when the following permissions are granted.

Home Data

Used to bind Homekit devices.



Notifications

Used to receive device alarms and system notification messages.




Bluetooth

It is used to search, add nearby bluetooth devices, and configure the network operation of bluetooth devices.



Continue

11:24



No devices

Tuya Smart app is requesting the following access permissions.

The privacy security of your personal information is guaranteed when the following permissions are granted.

Home Data

Used to bind Homekit devices.



Notifications

Used to receive device alarms and system notification messages.



Bluetooth

It is used to search, add nearby bluetooth devices, and configure the network operation of bluetooth devices.



Continue

11:25



No devices

Tuya Smart app is requesting the following access permissions

The privacy policy explains when the following permissions are used.

Learn more



HomeKit

Used to control HomeKit devices.



Don't Allow

OK



Notifications

Used to receive device alarms and system notification messages.



Bluetooth

It is used to search, add nearby bluetooth devices, and configure the network operation of bluetooth devices.



Continue



No devices

Tuya Smart app is requesting the following access permissions.

The privacy security of your personal information is guaranteed when the following permissions are granted.



Home Data

Used to bind Homekit devices.



Notifications

Used to receive device alarms and system notification messages.



Bluetooth

It is used to search, add nearby bluetooth devices, and configure the network operation of bluetooth devices.



Continue



No devices

Tuya Smart app is requesting the following access

The privacy policy explains when the following information is shared with third parties.

Not needed

“Tuya Smart” Would Like to Send You Notifications

Notifications may include alerts, sounds, and icon badges. These can be configured in Settings.

Don't Allow

Allow

Notifications

Used to receive device alarms and system notification messages.



Bluetooth

It is used to search, add nearby bluetooth devices, and configure the network operation of bluetooth devices.



Continue



No devices

Tuya Smart app is requesting the following access permissions.

The privacy security of your personal information is guaranteed when the following permissions are granted.



Home Data



Used to bind Homekit devices.



Notifications



Used to receive device alarms and system notification messages.



Bluetooth



It is used to search, add nearby bluetooth devices, and configure the network operation of bluetooth devices.

Continue



Tuya Smart app is requesting the following access

The privacy policy of the app is available when the app is installed.

Accepted

“Tuya Smart” Would Like to Use Bluetooth

This will allow the app to find and connect Bluetooth accessories. This app may also use Bluetooth to locate Bluetooth device.

Don't Allow

OK

Home

Used to receive device alarms and system notification messages.



Notifications

Used to receive device alarms and system notification messages.



Bluetooth

It is used to search, add nearby bluetooth devices, and configure the network operation of bluetooth devices.



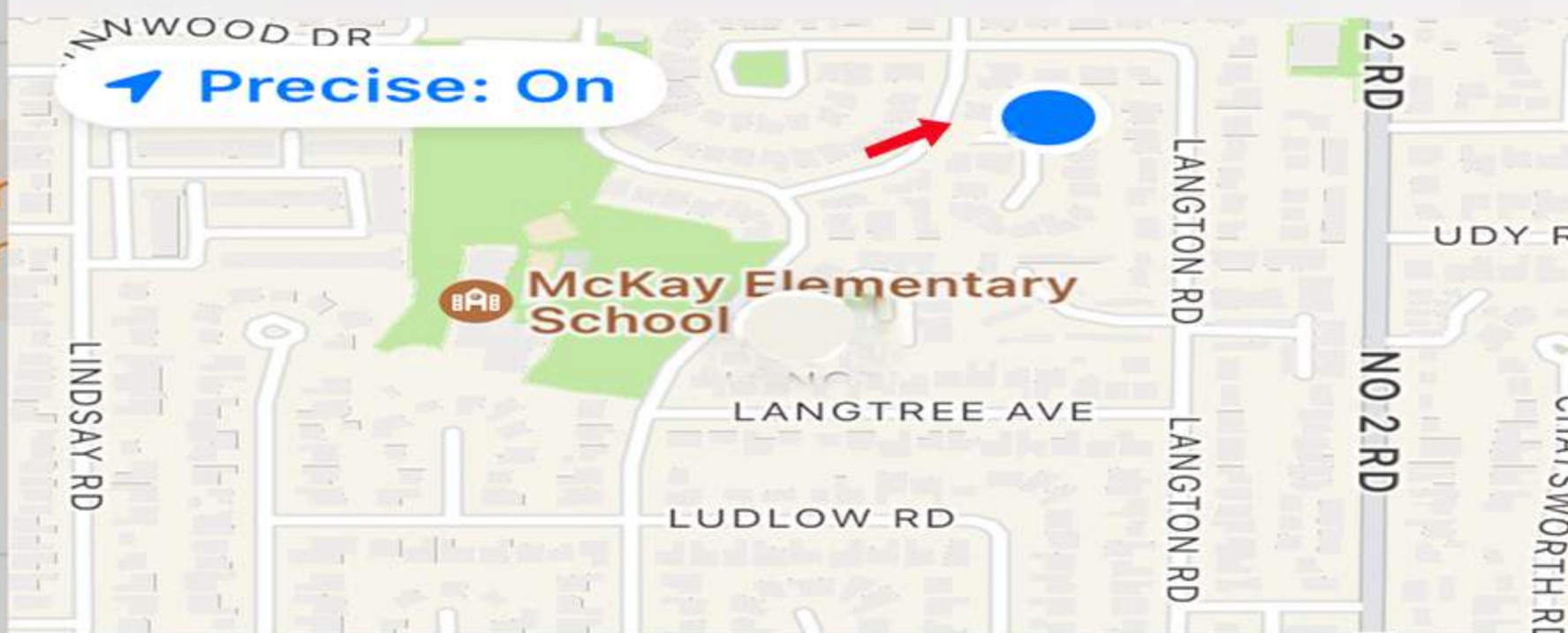
Continue

11:26

Cancel

Allow "Tuya Smart" to use your location?

Location permissions will be used for smart device automation, discovery of nearby devices, Wi-Fi lists, and more. Please grant the permission to the app.



Allow Once

Allow While Using App

Don't Allow

q w e r t y u i o p

a s d f g h j k l

↑ z x c v b n m ↵

123

space

done

10:46



To provide you with better services, we request the following permissions:



When you use this App, we will collect necessary information (including... on crash... App. even...

“Tuya Smart” would like to find and connect to devices on your local network.

The purpose of the app connecting to the local network: enable pairing and control of the devices connected to the local area network

Don't Allow

OK

Personalization

Allow us to recommend content through ads and notifications. If you disable it, we won't send what may interest you.

Go to App

11:27



Cancel

Choose Wi-Fi and enter password



Your WiFi Name



Password



Next




Confirm the home router Wi-Fi signal type because a 2.4 GHz Wi-Fi is required to add a device.






Wrong password is the main reason why pairing fails. Please check your password and try again.





To ensure successful pairing, we suggest you enabling the following access, such as location, Wi-Fi, Bluetooth etc.





Please complete the pairing within three minutes after the device is reset.





Add Device



Searching for nearby devices. Make sure your device has entered **pairing mode**.

Discovering devices...



Add

Add Manually

Electrical

Socket

Lighting



Sensors

Plug
(BLE+Wi-Fi)

Socket
(Wi-Fi)

Socket
(Zigbee)

Large Home Ap...



Small Home Appliances

Socket
(BLE)

Socket
(NB-IoT)

Socket
(other)

Kitchen Appliances

Power Strip

Exercise & Health



Security & Video Sur...

Power Strip
(BLE+Wi-Fi)

Power Strip
(Wi-Fi)

Power Strip
(Zigbee)

Gateway Control



Outdoor Travel

Power Strip
(other)

23:44 ↗

App Store



My Home .. ▾



Cozy Home



64°F

Excellent
Outdoor PM2.5

82.0%
Outdoor Humid...

1026.3hPa
Outdoor Air Pr...

All Devices



Litedeer Homes

Offline

12:28



Add Device

Done

1 device(s) being added



Litedeer Homes
Being added





**Litedeer
Homes**

Current temperature_F
69°F

 Temp gear · Off




orange


volume_set


flame


ON/OFF


OFF


OFF

Smart Fireplaces



**Litedeer
Homes**

Current temperature_F
69°F

 Temp gear · Off

Off

volume_set

5



Cancel

Confirm



**Litedeer
Homes**

Current temperature_F
69°F

 Temp gear · Off




purple


volume_set


flame


ON/OFF


OFF


OFF