

Diode Schottky



Features:

- For surface mounted application
- Metal to silicon rectifier, majority carrier conduction
- Low forward voltage drop
- Easy pick and place.
- High surge current capability
- Plastic material
- Epitaxial construction
- High temperature soldering: 260°C/10 seconds at terminals

Mechanical Data:

Case	: Molded plastic
Terminals	: Solder plated
Polarity	: Indicated by cathode band
Packaging	: 16mm tape per EIA STD RS-481
Weight	: 0.21g

Maximum Ratings and Electrical Characteristics

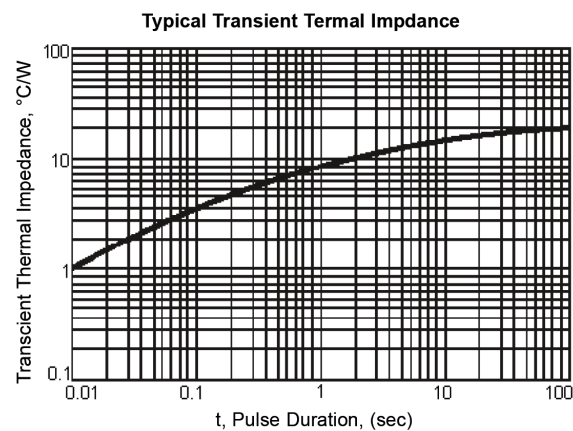
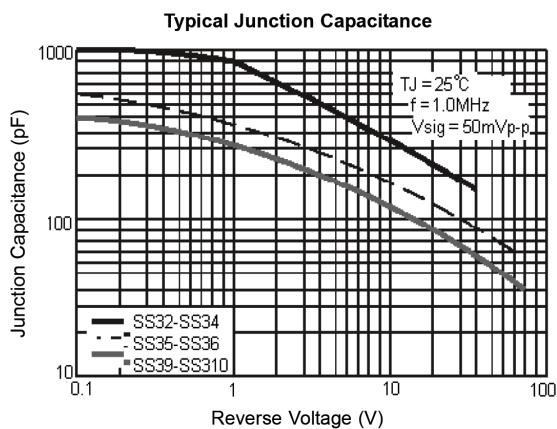
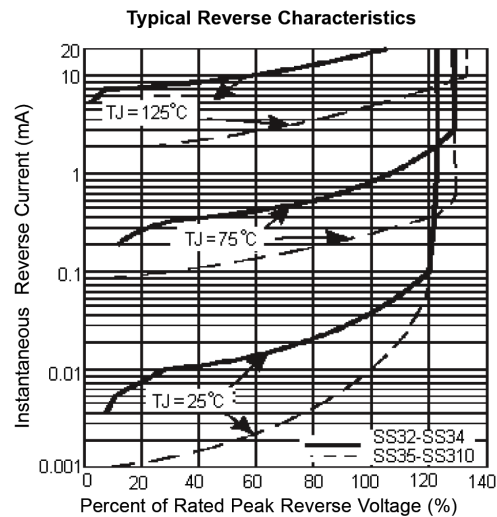
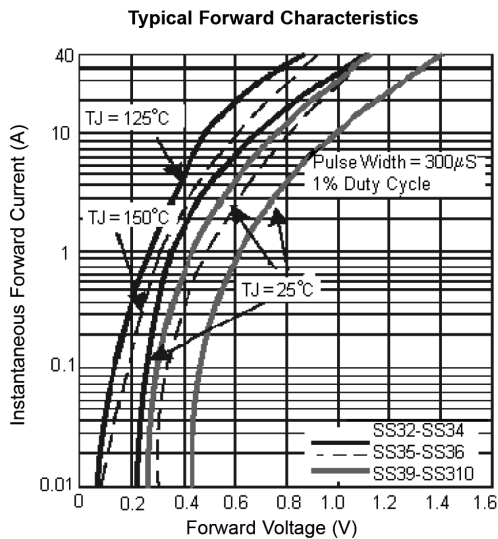
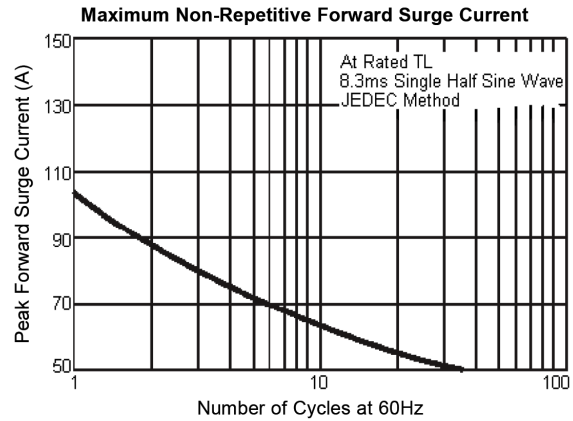
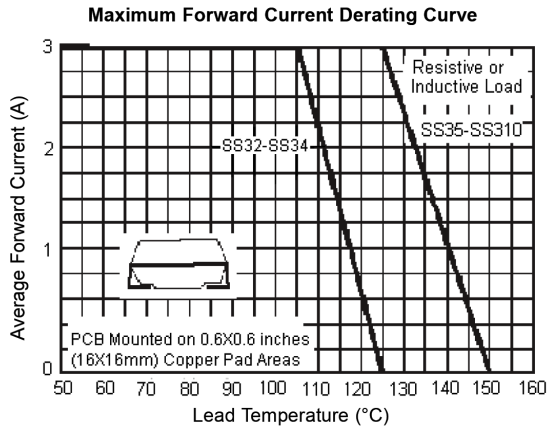
Rating at 25°C ambient temperature unless otherwise specified. Single phase, half wave, 60Hz, resistive or inductive load.
For capacitive load, derate current by 20%.

Description	Symbol	SS310	Unit
Max. Recurring Peak Reverse Voltage	V_{RRM}	100	V
Maximum RMS Voltage	V_{RMS}	70	
Maximum DC Blocking Voltage	V_{DC}	100	
Max. Average Forward Rectified Current at T_L	$I_{(AV)}$	3	A
Peak Forward Surge Current, 8.3ms Single Half Sine-wave Superimposed on Rated Load (JEDEC method)	I_{FSM}	100	
Max. Instantaneous Forward Voltage (Note 1) at 3A	V_F	0.85	V
Max. DC Reverse Current at $T_A = 25^\circ\text{C}$ at Rated DC Blocking Voltage at $T_A = 100^\circ\text{C}$	I_R	0.6	mA
		20	
Typical Thermal Resistance (Note 2)	$R\theta_{JL}$	17	°C/W
	$R\theta_{JA}$	55	
Operating Temperature Range	T_J	-55 to +150	°C
Storage Temperature Range	T_{STG}		

Notes:

1. Pulse Test with $PW = 300\mu\text{sec}$, 1% Duty Cycle
2. Measured on P.C.Board with 0.6" × 0.6" (16mm × 16mm) Copper Pad Areas

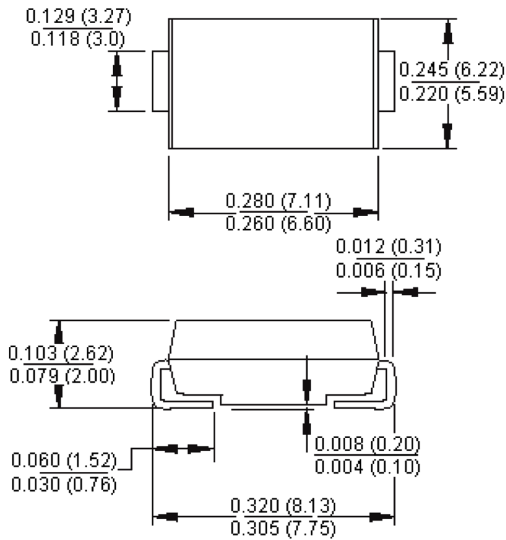
Ratings and Characteristic Curves



Diode Schottky



SMC/DO-214AB



Dimensions : Inches (Millimetres)

Part Number Table

Description	Part Number
Diode, Schottky, 3A, 100V, SMC	SS310

Important Notice : This data sheet and its contents (the "Information") belong to the members of the Premier Farnell group of companies (the "Group") or are licensed to it. No licence is granted for the use of it other than for information purposes in connection with the products to which it relates. No licence of any intellectual property rights is granted. The Information is subject to change without notice and replaces all data sheets previously supplied. The Information supplied is believed to be accurate but the Group assumes no responsibility for its accuracy or completeness, any error in or omission from it or for any use made of it. Users of this data sheet should check for themselves the Information and the suitability of the products for their purpose and not make any assumptions based on information included or omitted. Liability for loss or damage resulting from any reliance on the Information or use of it (including liability resulting from negligence or where the Group was aware of the possibility of such loss or damage arising) is excluded. This will not operate to limit or restrict the Group's liability for death or personal injury resulting from its negligence. Multicomp is the registered trademark of the Group. © Premier Farnell plc 2012.

www.element14.com
www.farnell.com
www.newark.com

