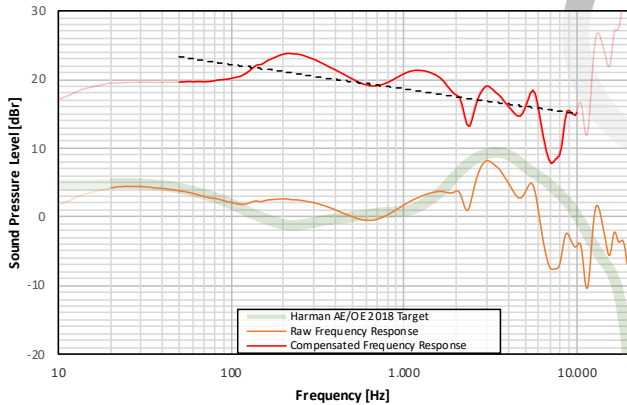
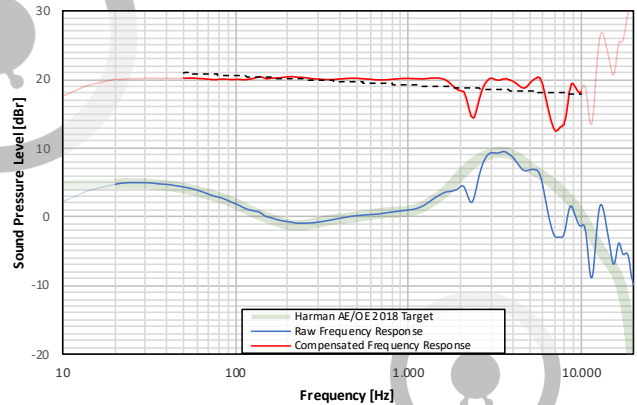


EQ setting for ETA Mini Closed

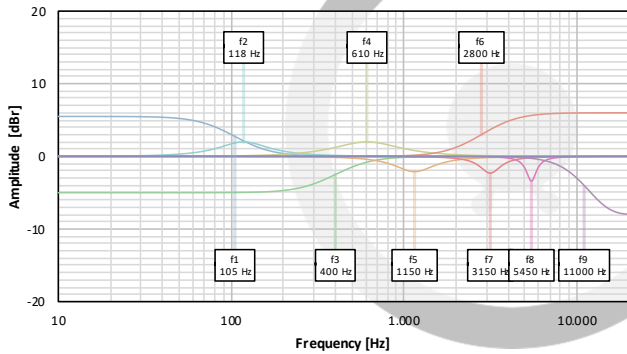
SPL Frequency Response without EQ



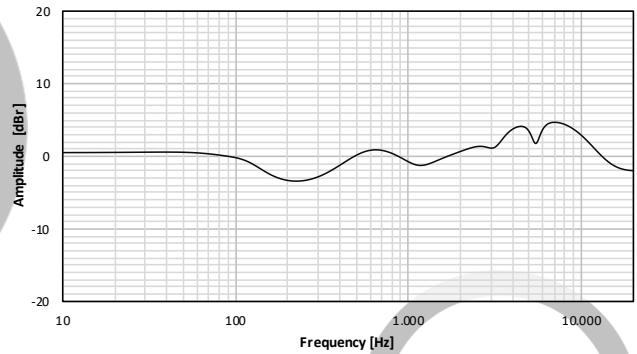
SPL Frequency Response with EQ



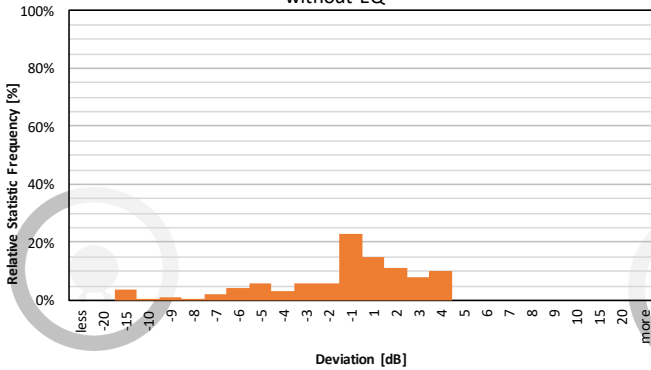
EQ Curve Individual Filters



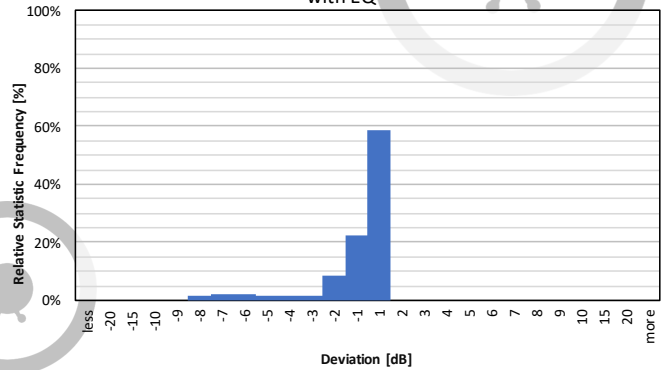
EQ Curve total



Error Curve Histogram without EQ



Error Curve Histogram with EQ



Filter Settings	Filter Type	Frequency	Gain	Q-Factor	BW
Band 1	LOW_SHELF	105 Hz	5,5 dB	0,71	1,89
Band 2	PEAK	118 Hz	2,0 dB	1,2	1,17
Band 3	LOW_SHELF	400 Hz	-5,0 dB	0,71	1,89
Band 4	PEAK	610 Hz	2,0 dB	0,9	1
Band 5	PEAK	1150 Hz	-2,1 dB	1,5	0,94
Band 6	HIGH_SHELF	2800 Hz	6,0 dB	0,71	1,89
Band 7	PEAK	3150 Hz	-2,3 dB	2,8	0,51
Band 8	PEAK	5450 Hz	-3,4 dB	5,5	0,26
Band 9	HIGH_SHELF	11000 Hz	-8,0 dB	0,71	1,89
Band 10					

Preamp gain:	-4,7 dB
Deviation from Target	
Before EQ	2,34 dB
After EQ	0,75 dB
Preference Rating*	
Before EQ	47/100
After EQ	85/100

Adjust gain of band 1 to preference (bass)
 Adjust gain of band 4 to preference (midrange accuracy / shoutiness)
 Adjust gain of band 6 to preference (treble)

If you are wearing glasses or are otherwise not getting a good seal between earpads and head, you can adjust the gain of band 3 to a higher value (e.g. -3 or 0 dB)

*preference rating prediction based on:
 [1] S. Olive et al: "A Statistical Model That Predicts Listeners' Preference Ratings of In-Ear Headphones: Part 1" (2017)
 [2] S. Olive et al: "A Statistical Model That Predicts Listeners' Preference Ratings of In-Ear Headphones: Part 2" (2017)
 [3] S. Olive et al: "A Statistical Model That Predicts Listeners' Preference Ratings of Around-Ear and On-Ear Headphones" (2018)
 The normalized preference ratings are used, where zero deviation from target equals a preference rating of 100