


反面

正面

90cmm

40mm

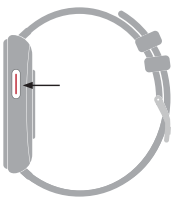


1

"FitCloudPro"APP download

1. Scan the QR code on the left to download the APP
2. Install the APP,please register and login according to the interface prompts

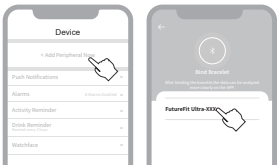
*Compatible: IOS10.0 or above/ Android5.0 or above.



2

Power ON

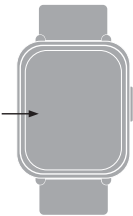
Press and hold the power button on the side to power on.



3


Set up and pair

1. Turn ON the Bluetooth in your smartphone
2. Open the FitCloud Pro, go "Device", "+ Add Peripheral Now"
3. Search Bluetooth device & Select the "FutureFit Ultra" for binding



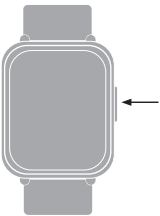
On home screen

- Swipe down to enter the main menu
- Swipe up to enter the messages
- Swipe left to enter activity data
- Swipe right to enter heart rate,blood oxygen...



- Exercise data can view steps, distance, calories
- The phone's information will be synced to the watch
- Health monitoring: heart rate, blood oxygen, sleep

Enjoy more on FutureFit Ultra

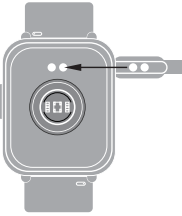


Press once

Wake the watch

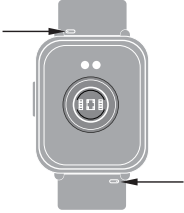
Shut down

Long press the side for 3 seconds to shut down




Charging

To charge the watch, place the watch flat and make sure that the back of the two metal holes are aligned with the metal tip of the charging head.



Replace the strap

Slide the spring pin and hold it to remove the watch strap, Then connect the watch strap that needs to be replaced to the watch.



SHENZHEN FUTURE ACCESS TECHNOLOGY CO.,LIMITED.Explore more at www.hifuturegroup.com © All Rights Reserved

FutureFit Ultra

QUICK START GUIDE

Product parameter

Waterproof rating: 3ATM
Sensor: 3 axis G-Sensor
Battery capacity: 280mAh
Synchronization method: Bluetooth
Resolution: 348" 442 pixels
Display screen: 1.65AMOLED
Working time: 10 days
Working temperature: -10C-50°C
Compatible system: IOS 10.0 or above, Android 5.0or above

Packing List

FutureFit Ultra Watch x 1
Charging Cable x 1
Quick Start Guide x 1

Regulatory Information

To view regulatory information, please go to Settings-About-Regulatory Information

Note

Please read the instructions before use:

- The company reserves the right to modify the content of this notice without notice. According to normal circumstances, some functions are different in specific software versions.
- The product should be charged for more than 2 hours before use, but avoid prolonged charging in an unmanned environment when charging.
- Please attach the magnetic charging cable to the charging port of the bracelet automatically.
- Please use the input voltage: 5V/1A or 5V/2A charging head, with the original charging cable provided by the manufacturer.
- Before using the product, please download the login application to the mobile phone, which can use the wristband time to set personal information.

Precautions

Please read this manual first to ensure safe and correct use.

- The data of this product is for health management reference only. Please do not use it as medical data.If any abnormal body data is found, it should be subject to hospital testing.
- The waterproof rating of the watch is 3ATM. You can use it normally in life situations such as handwashing, raining, etc.Please do not put the watch in hot water, do not perform operations such as underwater pressing or deep diving, and do not expose the watch to corrosion Sexual liquid to prevent damage to the watch.

Warranty Card

Customer Information:

Type _____ Seller _____ (Signature)

Customer _____ Seller Tel _____

Customer Tel _____ Purchase Date _____

Customer Address _____ Seller Address _____

Abstract:

Date _____

Fault _____

Malfunction _____

Remarks _____

Limited Warranty

Note: Disassembling device voids warranty

Note: Liquid submersion voids warranty




Documentation & Help

Need help or more information? Please scan QR cod.
You can also visit FitCloudPro APP for frequently asked questions.

 1.65 inch AMOLED Display


 3ATM Waterproof

 Heart Rate

 Blood Oxygen Monitoring

 Ultra-thin 9.3mm Body

 Up to 10 Days Daily Use

 Always on Display Clock

 Information Sync

Follow us



<http://www.hifuturegroup.com/>