

HELIOSA® HI DESIGN - HELIOSA 66 BLACK

Stylish and efficient infrared heating from Italy

Heliosa 66 Black

2000 watt heater

Part # 690069



Effective - Short wavelength light warms the person, not the room

Efficient - Ideal for open spaces where conventional heating is wasted on heating air that rises to the ceiling

Aesthetic - diffused glass illuminates with a firelight glow

Stylish - curved lamp housing is adaptable to any modern décor

Long life - lamps run up to 5,000 hours

Heliosa 66 Black

Specification:

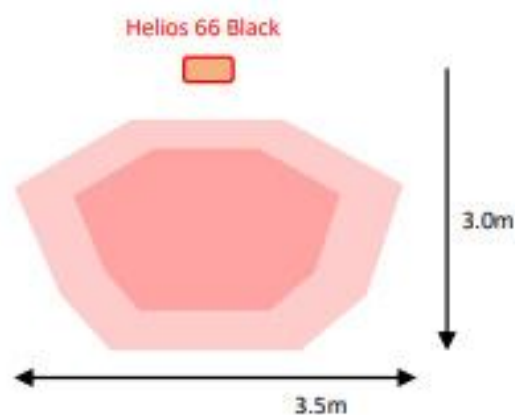
Working height
2.2 - 2.5 m



- 2000 watt heater
- Housing: 51 x 16 x 22 cm, 2.8 kg, IPX5
- Working height: 2.2 - 2.5 m
- For warming area: up to 15 m²
- Diffused heat resistant safety glass
- Includes 3.0 m cable
- Short bracket for wall mount

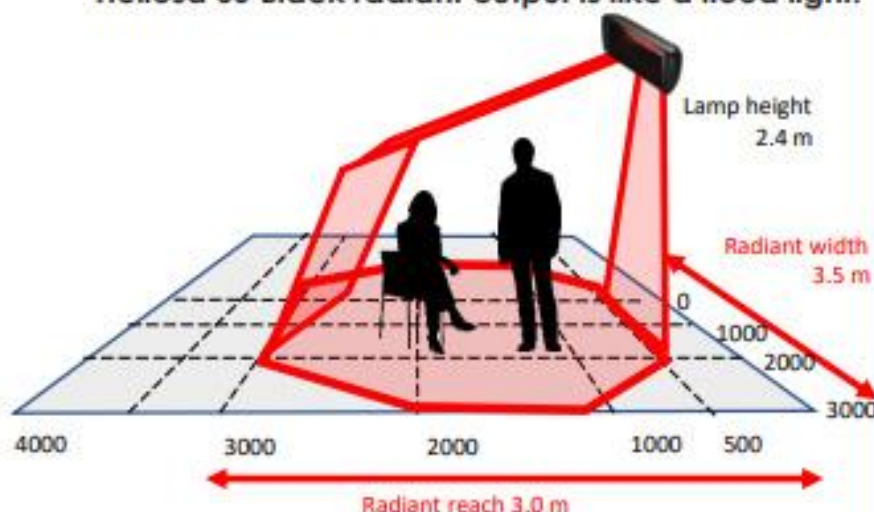
Heliosa 66 Black Radiant Range:

Typical outdoor radiant area.



For an open outdoor area with no roof, radiant output is reduced.

Heliosa 66 Black radiant output is like a flood light.



Radiant output has a strong centre that tapers off at the edges. There is no heat directly below the heater.

Heater Mounting Options:

Wall mount 30-45 °



Heater bracket installed between upper and lower tabs.

Adjusting tilt and swivel angles using short or long bracket:

Tilt range 0 - 45°



Swivel range - 30° to + 30°



Tighten heater bolt to lock heater at desired angle.

Tighten bracket bolt to fix swivel angle.

Standard Mounting bracket:

Heliosa 66 Black is installed with the supplied short wall bracket:



Installing the heater bracket:

Heater bracket is bolted to the mounting bracket with the supplied short M8 bolt (use 13 mm spanners).



Optional Mounting bracket:

The long bracket is suitable for ceiling, overhead and extended wall mount. [Cast Iron Grey only]



For ceiling and overhead mount using long bracket, ensure heater bracket is installed outside upper tab.

Heliosa 66 Black available with optional Collona stand for full mobility.
Cast Iron Grey Only # 690305

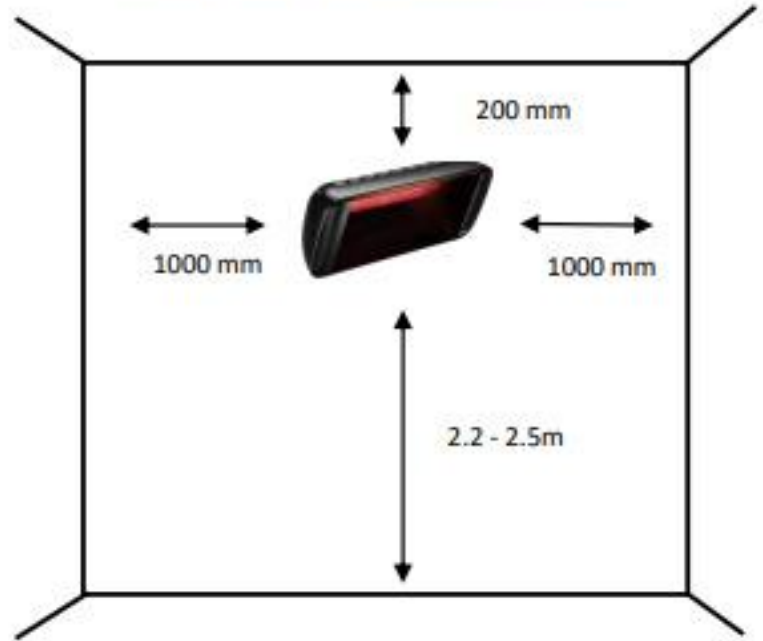


Replacement Lamp

Heliosa 66 Infracalor 2000 watt lamp:
690257



Helios 66 Black Clearances



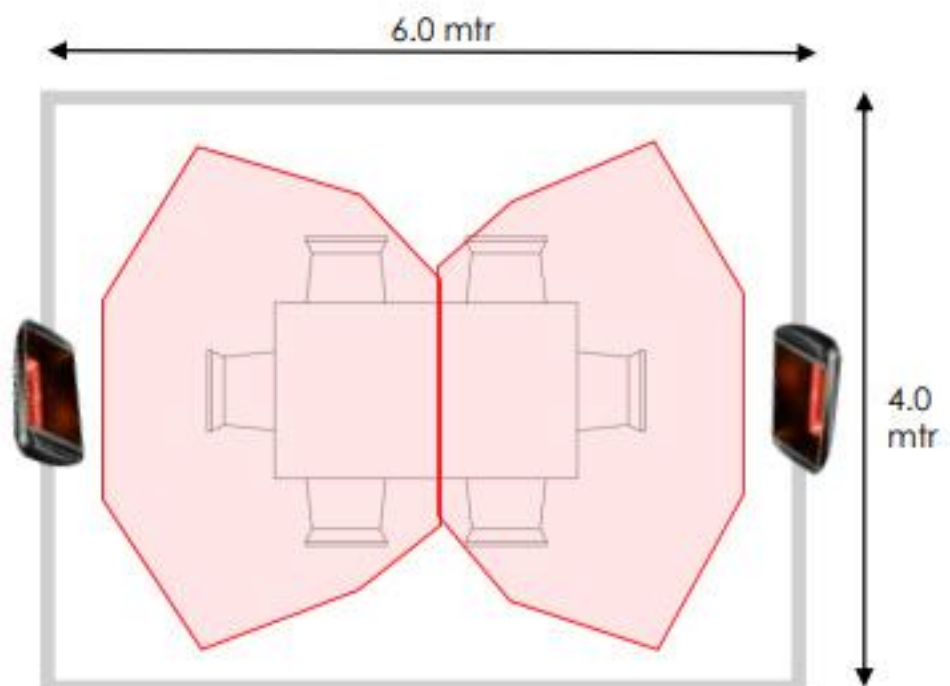
Locating the heaters for optimum effect:

Draw floor plan to scale including the targeted "zones" of dining table and / or lounge suite.

Overlay floor plan with heater radiant range to ensure the target zone will be serviced.

Typical radiant range shown (3.0 m reach and 3.5 m width) is for an outdoor area with a roof and closed in on 3 sides.

For an outdoor area with no roof and open on all sides, radiant range is reduced.



Electrical Requirements:

Power Supply:

Each Heliosa 2000 watt heater has a running current of 8.33 amps.

Halogen lamps have an in-rush current on start up, allow an additional 20% capacity on circuit breaker.

For a single heater, supply power from a 16 amp circuit.

For two heaters, use individual circuits or supply both via a 20 amp circuit.

Power Connection:

We recommend heater cable be plugged into a socket to allow easy removal for cleaning or maintenance.



Power outlet to be offset from heater.

Regulations require the power outlet to be offset 200 mm away from the heater.

Heater cable should be cut to length as bundling is not permitted.



Do not bundle heater cables.

Electrical Accessories:

Timer [0-30 min]

Infresco soft start electronic timer (4 kW) :
690501



Power controllers [recommended when heaters are used indoors or enclosed outdoor areas].

Infresco Power Controller IP65 (4 kW)
Wall mount with control buttons
690505



Infresco Power Controller IP65 (6 kW)
Wall mount with control buttons
690506



Optional Remote Control [suits Infresco Power controller 4kW 690505 only]



Star Progetti Star 6 Power Controller IP65 (6 kW)
Wall mount with toggle button and remote
690351A



Star Progetti Star 7 Power Controller with Bluetooth IP65 (4.4 kW) Wall mount with remote and phone control
690356

