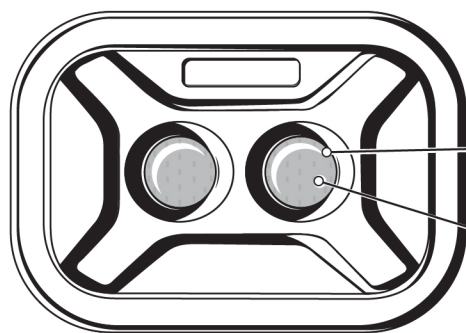


# Portable LED 500/250 Lumen Rechargeable Work Light

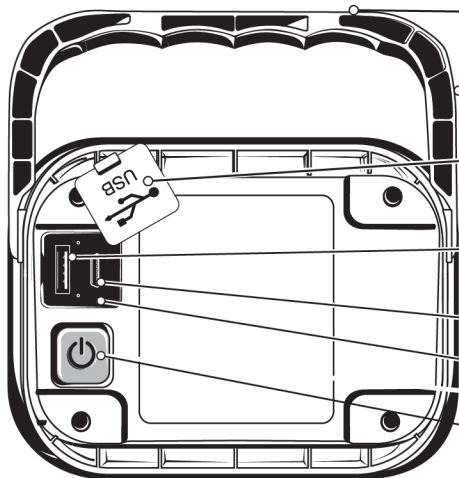


## PACKAGE CONTENTS



Shatter-Resistant  
Polycarbonate Lens

LEDs



Magnet

Handle

USB Cover

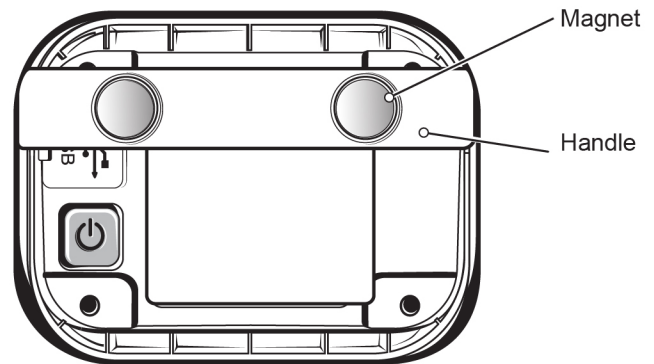
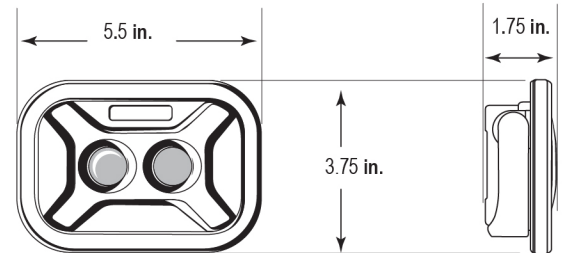

USB  
Charging Port

USB  
Power Bank

USB  
Port Center

Power Button

Micro-USB  
Charging Cord



Magnet

Handle

### LED Facts:

Lumens: 500 LM (High) / 250 LM (Low)

Color Temperature: 5000K

Input Voltage: DC 5V

LED Life: 40,000 hours

Operating temperature: -4° to 113° F (-20° to 45° C)

### Product Facts:

Operating Time: 2.5 hours (500 LM) to  
5 hours (250 LM) and 10 hours (Flash)

This fixture is rated indoor/outdoor use.

## ! WARNINGS

**! WARNING:** If the charging cord is damaged, it must be replaced by a cord with identical electrical specifications. Failure to do so could lead to an unsafe situation.

**! WARNING:** DO NOT alter or disassemble the fixture. It is completely enclosed and does not contain replaceable or serviceable parts.

**! WARNING:** This light is not waterproof.

**! WARNING:** Keep batteries away from children and pets.

**! WARNING:** This light contains Lithium batteries. Batteries may leak harmful liquids, ignitable materials or explode causing injury and product damage. Once the batteries are depleted and no longer charge, the entire unit should be disposed of properly.

**! WARNING:** Avoid direct contact with water.

**! WARNING:** Do NOT look directly at LED light sources.

## SAFETY AND PRECAUTIONS

1. Suitable for indoor and outdoor use. Not for use with direct contact with water.
2. **Do NOT** look directly at LED light sources.
3. The LED modules used in this fixture are not serviceable.
4. This product is inspected prior to shipping. Do not use if product is cracked, broken or missing parts.
5. Suitable for use in operating environments ranging between -4° to 113°F (-20° to 45° C). Lifetime of this product may be reduced with prolonged exposure to extreme temperatures.
6. Batteries may leak harmful liquids/ignitable materials or explode causing injury and product damage.

## OPERATION

The initial "full" charge can take up to 8 hours, each additional charge will require 5-6 hours to fully charge. Power button and USB input/output jacks are located under the rubber USB cover.

## CHARGING LIGHT

1. Open up the USB port center on the back of the light by prying the USB rubber cover out with a finger nail under the tab of the rubber cover and rotating it to the top to gain access to the micro USB port (Fig. 3). Insert the micro USB jack on the cord into the micro USB port (Fig. 2).

Plug the USB cord end into a wall charger (not included) and plug it into the wall outlet. (Fig. 3). Light can be operated while charging.

Fig. 1

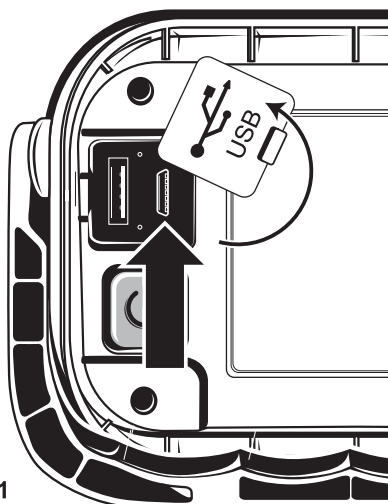
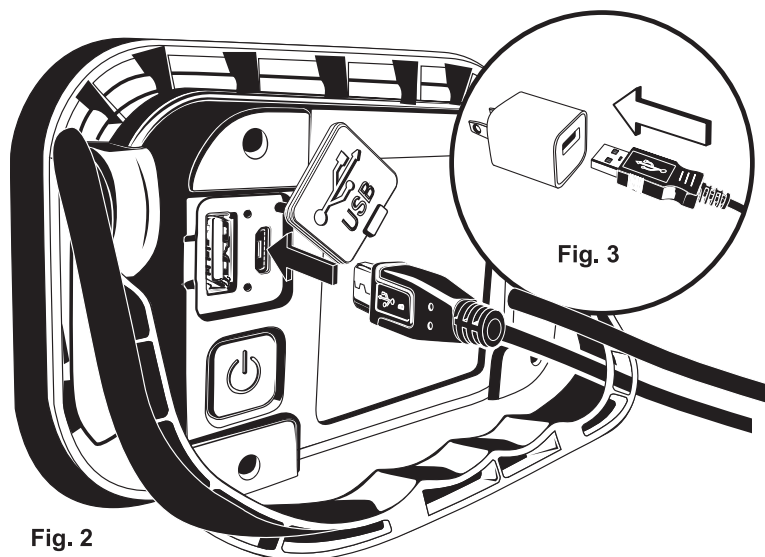


Fig. 2



## BATTERY CHARGING TIME

Using a (2A Micro USB) Wall Charger

**FIRST CHARGE: Up to 8 Hours**

**NORMAL CHARGE: 5-6 Hours**

Normal Battery Life +/-500 charges

## CHARGING LIGHT

2. In the middle of the USB port center are 2 LED indicator lights. The top LED will flash RED when actively charging (Fig. 4). Once the LED indicator light turns solid RED the light is fully charged (Fig. 5). If the light is not in use while charging, the unit takes approximately 5 hours to fully charge.

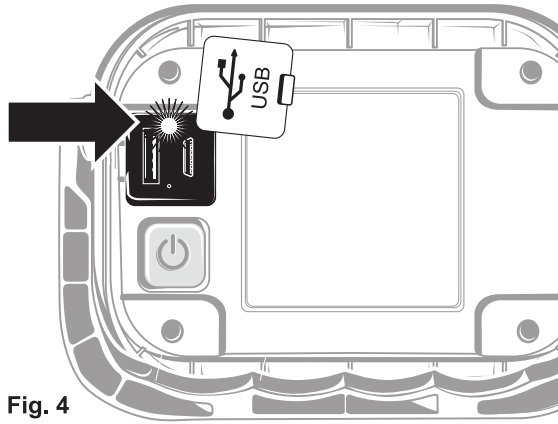


Fig. 4

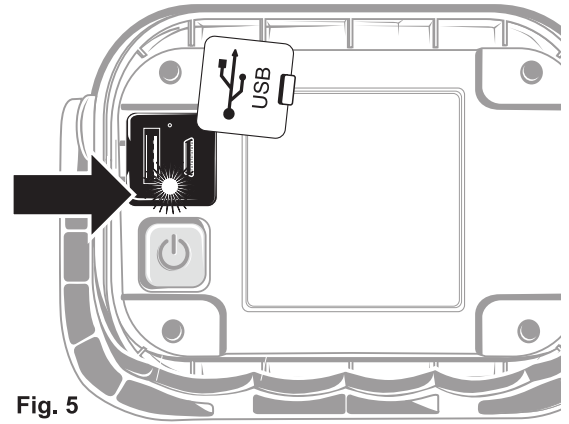


Fig. 5

## OPERATION

1. To turn the light on and off, press the **ON/ OFF** button (Fig. 6). The light features a **HIGH**, **LOW** and **FLASH** light. When batteries are fully charged, on the **HIGH** setting (500 Lumen), the light should run up to 2.5 hours, on the **LOW** setting (250 lumen) the light should run up to 5 hours (Fig. 7). The light initially turns on **HIGH** (500 lumens), press the ON/OFF button again and the light goes to **LOW** (250 lumens) and a third time the **FLASH** light comes on.

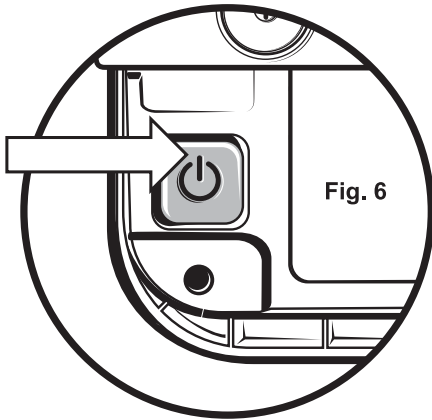


Fig. 6

Fig. 7		
<b>HIGH</b> 1000 lumens ~2.5 hours run time	<b>LOW</b> 500 lumens ~5 hours run time	<b>FLASH</b> 500 lumens ~10 hours run time

The light can be supported by the adjustable stand or magnetically mounted by the handle onto steel or iron surfaces or structure.

2. The handle can rotate within a 180° radius in 45° increments (Fig 8). Light can be mounted in many different ways to steel and iron (Fig 9).

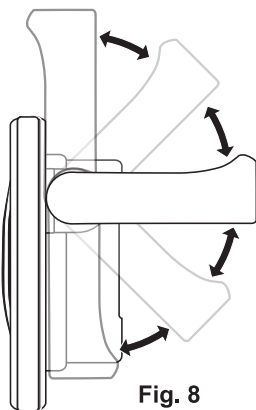


Fig. 8

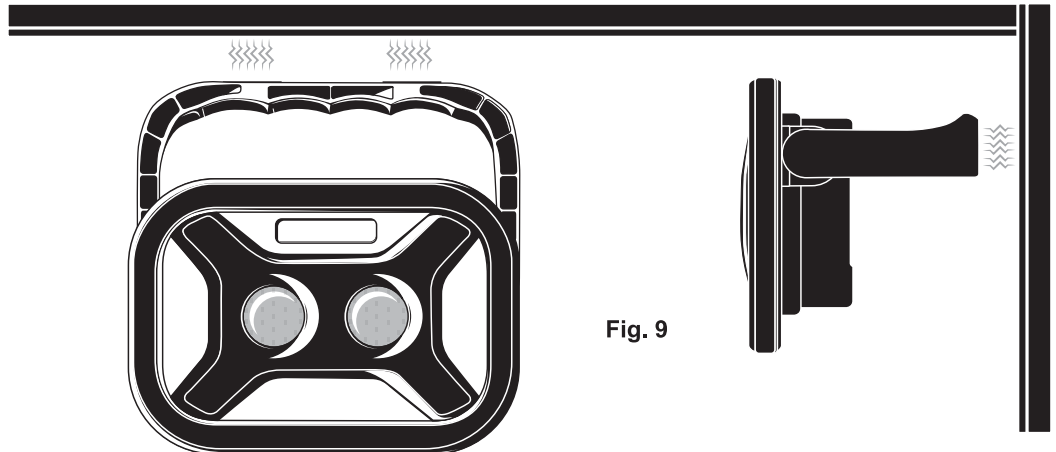


Fig. 9

## POWER BANK OPERATION

This light can be used as a “power bank” to run USB 2 devices (smart phones, tablets, etc.).

1. This light comes with a USB charging port on the back of the unit that will run USB 2.0 devices (smart phones, tablets, etc). Open up the USB port center on the back of the light and pry the USB flexible cover out with a finger nail under the tab of the rubber cover to gain access to the USB charging port (**Fig. 10**). Number of available charges will vary depending on devices being charged.

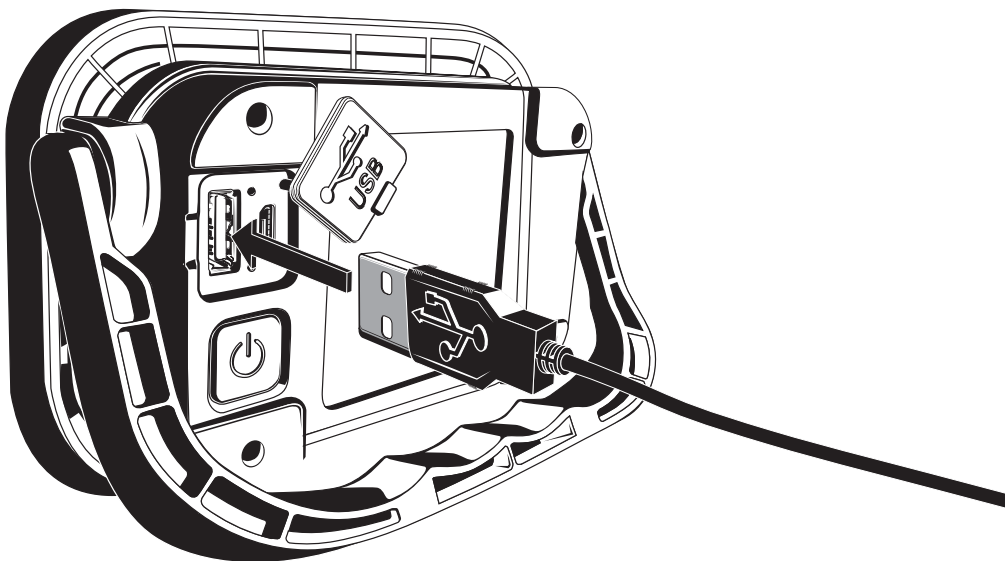


Fig. 10

## CLEANING INSTRUCTIONS

Using a soft cloth, clean the fixture using a mild, non-abrasive glass cleaner. DO NOT use solvents. DO NOT use cleaners containing abrasive agents. NEVER spray liquid cleaner directly onto the light.

## TROUBLESHOOTING GUIDE

Problem	Probable Cause	Solution
1. Light does not turn on.	1. Battery is depleted. 2. Bad charging cord. 3. Light malfunction.	1. Charge light. 2. Replace charging cord with new one.
1. Light will not magnetically adhere to surface.	1. Surface may not be steel or iron.	1. Find a steel or iron surface. 2. Install a steel contact plate to surface. 3. Hang handle from a hook or other hardware.
1. Fuse blows or circuit breaker trips when charging.	1. Discontinue use.	1. Call an electrician.

## 2 YEAR LIMITED WARRANTY

This product is guaranteed against failure due to factory defects in materials or workmanship for two (2) years from the date of purchase. This warranty is non-transferable and applies only to the original owner. Proof of purchase is required for repair or replacement. This warranty does not cover normal wear of parts or damage resulting from any misuse of the product. Misuse of the product includes, but is not limited to: washing the product, using in extreme weather conditions, opening the product, or trying to remodel the product. Important: this warranty is only valid if the product has been purchased through an authorized reseller.



## CUSTOMER SERVICE

For questions regarding your product, please contact us at ACE Hardware Corp., Oak Brook, IL 60523 or [www.acehardware.com](http://www.acehardware.com).