

CONTROLLER SETTINGS:

1. Push button to turn ON and change settings.
2. Turn OFF light when no longer in use.

Remote Functions:

1. Daylight
5000K
2. Warm
3000K
3. Both
3000K
& 5000K
4. Off



This product is guaranteed against failure due to factory defects in materials or workmanship for one (1) year from the date of purchase. This warranty is non-transferable and applies only to the original owner. Proof of purchase required for repair or replacement. This warranty does not cover normal wear of parts or damage resulting from any misuse of the product. Misuse of the product includes but is not limited to: using in extreme weather conditions, opening the housing of the product, or attempted remodel/alterations made to product.



GT-Lite
Complete LED Lighting Solutions

WARNING:
TO AVOID RISK OF ELECTRICAL SHOCK,
SHUT OFF POWER BEFORE
INSTALLING OR SERVICING THIS FIXTURE

WARNING



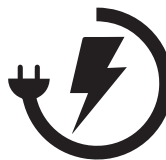
- Basic precautions should always be followed when using product.
- Read and follow these instructions and observe all warnings.
- Carefully read and understand the information given in this manual before beginning installation. Failure to do so could lead to electric shock, fire, or other injuries which could be hazardous or even fatal.
- Save these instructions and warnings.

CAUTION



- Warning: This rope light may present a shock or fire hazard if the installation instructions are not followed carefully. Install only in locations that follow current electrical codes and adhere to National Electric Code (NEC) standards.
- Do not connect the rope light to power prior to installation.
- This Patriot Lighting rope light is connectible up to 160 feet.
- Please follow instructions for extending the rope light found on Page 3 under LINKING INSTRUCTIONS.
- This item is water resistant only. NEVER submerge in water!

POWER



- Do not run this tape light off of any power supply other than the adapter provided in this package. Failure to follow this guideline will result in voided product warranty.
- Never place power supply, receiver, or remote in locations exposed to moisture.

PRODUCT SPECIFICATIONS:

16ft LED ROPE LIGHT	1.7ft 18/2 AWG Power		1000 Lumen
Color Temp (CCT)	3000K	5000K	3000K & 5000K
Light Appearance	Warm White	Daylight	Warm Daylight
Power Used (Watts)	9.0W	9.0.6W	18W

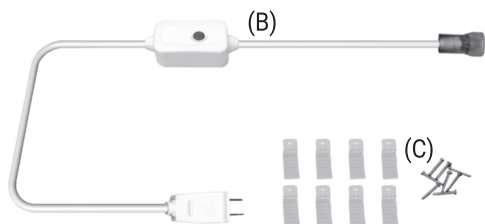
BEFORE BEGINNING INSTALLATION:



Make sure that all parts in parts list are present and undamaged. If any parts are damaged, do not attempt installation – call Customer Service.


PARTS LIST

- A. 16ft LED Rope Light
- B. Power Cord with Controller
- C. 16pcs Mounting Clips/Screws



DO NOT:

- Do NOT fold the rope light.
- Do NOT bend past a radius of 1”.
- Do NOT cut rope light.



Question/Comment/Missing Part?

Contact GT-Lite 1-800-865-6799
www.GTLEDLIGHTING.com




INSTALLATION INSTRUCTIONS:

1. Measure and ensure there is enough room for the rope light to be attached to desired installation location.
2. Use screws and mounting brackets to create the desired path for rope light.
3. Do not pinch or cut rope light.
4. Once rope light is secure, attach power cord.
5. Plug power cord into power outlet.
5. Using power cord controller, push button to achieve desired light setting. (See **CONTROLLER SETTINGS** on page 4.)

LINKING INSTRUCTIONS:

1. Insert end of first rope light into beginning of second rope light.
2. Turn plastic washer clockwise to secure rope lights together.



DO NOT look directly at LED lights for any length of time!

Question/Comment/Missing Part?

Contact GT-Lite 1-800-865-6799
www.GTLEDLIGHTING.com

