



Pictorial Meadows Seed

The 'Vibrant' Annuals and 'Biodiversity Rich' Perennials seed mix ranges, providing high visual, ecological, and resilient planting.



www.pictorialmeadows.co.uk



Woodland Edge - see page 22

About Pictorial Meadows Seed

Pictorial Meadows originated from a long and productive partnership between the University of Sheffield and The Green Estate Community Interest Company. A seed of an idea, initially researched by Professor Nigel Dunnett, has been nurtured and extensively tested by the Green Estate. This collaboration between landscape designers, greenspace managers, ecologists and horticulturalists has led to an exciting new era of naturalistic, sustainable, and designed approaches to landscape planting.

Both the vibrant colour themed annual range and the biodiverse rich perennial range have taken their inspiration from nature but have used careful planting design to ensure an especially high visual impact. Incorporating more than 500 different species of wildflowers, Pictorial Meadow mixes are full of British native species but are also enhanced with carefully selected wildflowers from locations around the world with varying climatic conditions. This careful design and researching of plants aim to offer a wide range of solutions that are engaging, adaptive and resilient with an especially long flowering season that benefits both people and wildlife. These nature-based solutions have proven ideally suited to our gardens, parks and urban environments helping to deliver maximum benefits with relatively minimal resources.

Future Proofing

Pictorial Meadows seed maximises adaption and resilience to future climate changes

The Pictorial Meadows seed ranges comprise of over 500 different kinds of wildflowers. This rich diversity of species provides considerable climate resilience. The plants themselves have originated from a wide geographical area and whilst many are UK natives, the inclusion of wildflowers from more diverse climatic conditions are extending meadow resilience to the increasing extreme weather incidents that we are experiencing. Without the need to irrigate following establishment we have seen the meadows thrive in our

increasingly hotter and dryer summers. Having also been tested for survival in the cooler damper winters of Northern England they also appear to be thriving too across Scotland and as far north as Finland. Different species exhibit varied means of survival, from very deep rooting to the ability to self-propagate through seed production. The breadth of species introduced within the PM seed range means that in every conceivable micro habitat there will be a dynamic adaptation going on within the overall community that can flex and adapt with the changing climate.



Above: Pictorial Meadows Classic seed mix sown on a residential green space providing an alternative to mown grass.

Contribution toward carbon neutrality

Pictorial Meadows were developed originally as a high value yet low maintenance alternative to mown grass and ornamental floral borders, both of which are resource heavy. Planting established by seed, can give high densities upwards of 200 plants per square metre, with much lower resources required when compared to other planting methods. Maintenance can be reduced to a simple spring weed check and just one annual cut and collect per year, significantly reducing fuel consumption when compared to cut grass or other ornamental flower displays. Annual cutting material can all be composted by green waste recycling and the meadow 'compost' is then also a means of improving soil health, reducing irrigation needs and really importantly cutting down on chemical and manual weed control across the wider urban landscape. Every square metre of meadows planted will help take carbon out of the atmosphere. A seed sown, biodiversity rich, Pictorial Meadow is a viable alternative to more resource intensive ornamental planting. Establishing long term planting through seed carries a far smaller environmental footprint than other planted solutions, as they do not require peat composts, plastics, expensive transportation or phytosanitary risks.

Good for People and Planet

Pictorial Meadows are designed not just for improved environmental resilience but to be especially attractive and valuable for pollinators and people. These meadows have an exceptionally high floral content as well as an extended and very varied flowering period. Unlike many horticultural hybrid flowers that have been bred primarily for bloom size, these wildflowers still rely on their natural attributes to attract pollinators helping them to spread and survive. In addition, the plants themselves provide a great habitat for much more of our native fauna and are an especially valuable winter source of oil rich seeds for birds, and what normally attracts bees and butterflies also pleases people! The many forms of foliage and flower, and the almost daily changes in colour and form literally buzzing with life, provides a rich sensory experience especially where people can immerse themselves close to and within, the meadows.

Where to use

Pictorial Meadows seed has a wide range of applications in gardens and green spaces including, roof tops, rain gardens, wet/dry areas, shady, semi shade or full sun and various types of soil. It can be a temporary or permanent meadow planting scheme. You just need to choose the mix that best suits your site conditions.

Classic - see page 6



Pastel - see page 10

'I have used Pictorial Meadows' annual mixes for the past three years and the displays have always been spectacular.'

Customer feedback, 2023 NPS Survey



Introduction to Annual Meadow Mixes

The Vibrant Range

For over 20 years now the Annual mixes have been used in almost every conceivable location from the most demanding brownfield sites through to Highway Verges, Parks, Tourist Attractions, Gardens and even window boxes. Reliable in almost any planting environment, Annual Pictorial Meadows provide both subtle and dramatic seasonal colour and are a proven way of introducing meadow like landscapes to scale and on a budget. Annual mixes are easy and reliable to establish on normal to higher fertility landscape soils and should be sown each year to get the full benefit from these truly beautiful and vibrant meadows.

The Vibrant Range mixes have an average of 10 species per mix formulated to give over 200 plants per square metre. Containing a very carefully balanced mix of species to give sequential flowering from early summer through to autumn. A perfect solution for temporary sites or as a forerunner to a more permanent perennial meadow. Annuals work well with other naturalistic planting features and can be successfully combined with bulbs and mixed planting schemes.

HOW TO ORDER: By phone **0114 267 7635** or enquire through the website **www.pictorialmeadows.co.uk**



POLLINATOR-FRIENDLY MIXES

Seed mixes with special benefit to bees and butterflies as well as other pollinating insects.

'Without doubt, the best gardening decision I made this year was to dedicate space to Pictorial Meadows Classic mix. The upkeep has been minimal, and the impact has been huge visually and for pollinators.'

Victoria Stanton



Contents

- 06 PA01 Classic Ever changing long flowering impact
- 07 PA02 Pixie Long flowering but shorter varieties
- 08 PA03 Sundance Hot oranges yellows and reds
- 09 PA04 Aqua Cool blues, purples and whites
- 10 PA05 Pastel Long season pinks, reds and whites
- 11 PA06 Patriotic Strong red, white and blues
- 12 PA07 Candy Long season with mixed colours
- 13 PA09 Dragonfly Dramatic, darker colours, red and deep purple
- 14 PA10 Kingfisher Contrasting blue, orange and white
- 15 PA11 Cornfield Best British Native only seed mix
- 16 Success with your Annual Meadow Mix



PA01

Classic



ANNUAL | NORMAL TO HIGH FERTILITY SOILS

Ever changing long flowering impact

Designed by Professor Nigel Dunnet from The University of Sheffield, this stunning and ever-changing display continues from spring right through to mid-autumn. Rich in dainty reds, whites and blues, in the early stages, the meadow finally turns to gorgeous autumnal colours.

Shade tolerance — Full sun.

Recommended location — Ideal for well-drained soils, ornamental landscapes, and gardens, suitable for a colourful, medium-height flower border style meadow. Also, suitable for large-scale projects with a strong visual impact. Offers excellent pollinator value, reliability, and a prolonged season display.

Height details — Generally considered medium height with main components from 20cm to 60cm tall.



Core species, colours and flowering period

	M	J	J	A	S	O
Ammi majus						
Atriplex hortensis 'Crimson Plume'						
Centaurea cyanus 'Standard Mixed'						
Coreopsis tinctoria Standard						
Delphinium ajacis Imperial Mixed						
Eschscholzia californica Single Mix						
Gypsophila elegans 'Covent Garden'						
Linaria maroccana 'Northern Lights'						
Linum grandiflorum var. rubrum						
Papaver rhoeas 'Shirley Mixed'						
Phacelia tanacetifolia						
Rudbeckia hirta 'My Joy'						

100% flower mix

All colours are an indicative guide only



Look out for these distinctive species:



A: Phacelia Tanacetifolia (Fiddleneck), B: Delphinium ajacis (Larkspur), C: Papaver Shirley Mixed (Shirley Poppy), D: Coreopsis tinctoria (Dyers Tickseed), E: Linaria maroccana (Toadflax)

TO ORDER: 0114 267 7635 or pictorialmeadows.co.uk

PA02

Pixie



ANNUAL | NORMAL TO HIGH FERTILITY SOILS

Long flowering but shorter varieties

This is a delightful little mix with the same wonderfully long and robust flowering characteristics of Classic, but with a greater focus on dwarf and compact slender annual species. Perfect for a dainty meadow where a very colourful look is quickly achieved.

Shade tolerance — Full sun.

Recommended location — Ideal for well-drained soils, ornamental landscapes, and gardens, suitable for a low to medium-height flower border style meadow. Also, ideal for areas that require a low canopy height, such as roadsides and roundabouts.

Height details — Generally considered short to medium height with main components from 10cm to 30cm tall.



Core species, colours and flowering period

	A	M	J	J	A	S	O	N
<i>Centaurea cyanus</i> Polka Dot Mixed'		Red	Blue	Pink				
<i>Coreopsis tinctoria</i> Dwarf Mixed				Yellow	Yellow	Yellow	Yellow	
<i>Convolvulus tricolor</i> Blue				Blue	Blue			
<i>Crepis rubra</i>			Pink					
<i>Dimorphotheca sinuata</i>			Orange	Orange	Orange			
<i>Gypsophila elegans</i> 'Covent Garden'								
<i>Iberis umbellata</i> Fairy Dwarf Mixed								
<i>Linaria maroccana</i> 'Northern Lights'								
<i>Linum grandiflorum</i> Bright Eyes								
<i>Linum grandiflorum</i> var. rubrum				Red	Red	Red		
<i>Linum usitatissimum</i> Suttons Blue			Blue	Blue	Blue			
<i>Nigella damascena</i> 'Miss Jekyll'		Blue	Blue	Blue				
<i>Papaver rhoeas</i> 'Shirley Mixed'			Pink	Pink	Pink			
<i>Viscaria Oculata</i> 'Nana Angel mixed'			Blue	Blue	Blue			

100% flower mix

All colours are an indicative guide only



Look out for these distinctive species:



A: *Convolvulus tricolor* (Dwarf morning Glory), B: *Linum grandiflorum* Bright Eyes, C: *Viscaria Oculata*, D: *Crepis rubra* (Hawks Beard), E: *Iberis umbellata* (Candytuft)

TO ORDER: 0114 267 7635 or pictorialmeadows.co.uk

PA03



Sundance

ANNUAL | NORMAL TO HIGH FERTILITY SOILS


Hot oranges, yellows, and reds

A truly glorious celebratory mix of gleaming gold and yellow blooms, shot with a touch of contrasting blue and flashes of white. Early flowering species, initially delicate and lower growing, give way to later taller varieties as the season progresses.

Shade tolerance — Full sun.

Recommended location — Ideal for well-drained soils, ornamental landscapes, and gardens, suitable for a colourful, low to medium-height flower border style meadow of hot colours, offering excellent pollinator value, reliability, and a long-lasting display.

Height details — Generally considered short to medium height with main components from 15cm to 40cm tall.



Core species, colours and flowering period

	M	J	J	A	S	O
<i>Calendula officinalis</i> 'Orange King'						
<i>Centaurea cyanus</i> 'Blue Boy'						
<i>Chrysanthemum carinatum</i> Flame Shades						
<i>Chrysanthemum segetum</i>						
<i>Coreopsis tinctoria</i> 'Dwarf Mix'						
<i>Coreopsis tinctoria</i> 'Standard Tall Mix'						
<i>Dimorphotheca sinuata</i>						
<i>Eschscholzia californica</i> 'Golden West'						
<i>Linum grandiflorum</i> var. <i>rubrum</i>						
<i>Limnanthus douglasii</i>						
<i>Rudbeckia hirta</i> My Joy						
<i>Tagetes</i> Lemon Gem						
<i>Venedium fastuosum</i> Mixed						

100% flower mix

All colours are an indicative guide only



Look out for these distinctive species:



A: *Venedium fastuosum* (African Marigold), B: *Tagetes* Lemon Gem, C: *Rudbeckia hirta* (Black Eyed Susan), D: *Limnanthes douglasii* (Egg flower), E: *Chrysanthemum* Flame Shades (Chrysanthemum)

TO ORDER: 0114 267 7635 or pictorialmeadows.co.uk

PA04



Aqua

ANNUAL | NORMAL TO HIGH FERTILITY SOILS

Cool blues, purples, and whites

Restful and harmonious, this meadow contains species of varied cool colours. Originally designed to represent the shimmering waters of the Olympic aquatic centre with a long lived display and ever-changing seasonal interest and some further variations as autumn approaches.

Shade tolerance — Full sun.

Recommended location — Ideal for well-drained soils, ornamental landscapes, and gardens, suitable for a low to medium-height flower border style meadow. Blue flowers naturally attract bees, offering excellent pollinator value, reliability, and a long-lasting display.

Height details — Generally considered short to medium height with main components from 20cm to 40cm tall depending on soil fertility.



Core species, colours and flowering period


	M	J	J	A	S	O
Agrostemma githago						
Ammi majus						
Centaurea cyanus 'Blue Boy'						
Centaurea cyanus 'Snowman'						
Cosmos bipinnatus 'Albatross'						
Delphinium ajacis (blue)						
Echium plantagineum 'Blue Bedder'						
Gypsophila elegans 'Covent Garden'						
Linum usitatissimum 'Suttons Blue'						
Nemophila insignia						
Phacelia campanularia						
Salvia horminum 'Blue'						
Scabiosa atropurpurea 'Blue'						
Silene armeria 'Electra'						
Viscaria oculata 'Blue'						

100% flower mix

All colours are an indicative guide only



Look out for these distinctive species:



A: Echium Blue Bedder (Vipers Bugloss), B: Salvia horminum (Annual Sage), C: Phacelia campanularia (Desert Bluebell), D: Nemophila insignia (Baby Blue Eyes), E: Centaurea Snowman (Cornflower)

TO ORDER: 0114 267 7635 or pictorialmeadows.co.uk

PA05

Pastel



ANNUAL NORMAL TO HIGH FERTILITY SOILS

Long season pinks, reds, and whites

This delightful themed of colours, reds, whites and pinks with just a little scattering of blue is the perfect choice for a long flowering season. As we enter autumn, this meadow continues to impress with intense pastel colours that in some years can go on as far as December.

Shade tolerance — Full sun.

Recommended location — Ideal for well-drained soils, ornamental landscapes, and gardens, suitable for a medium to tall height colourful flower border style meadow, offering excellent pollinator value, reliability, and a long-lasting display.

Height details — Generally considered medium to tall height with main components from 30cm to 100cm tall.



Core species, colours and flowering period

	A	M	J	J	A	S	O	N
Ammi majus								
Centaurea cyanus Poker Dot'								
Cosmos bipinnatus 'Albatross'								
Cosmos bipinnatus 'Gloria'								
Gypsophila Elegans 'Covet Garden'								
Papaver rhoeas 'Shirley Mixed'								
Viscaria oculata Mixed								

100% flower mix

All colours are an indicative guide only



Look out for these distinctive species:



A: Ammi majus (Bishops Weed), B: Centaurea Polka Dot (Cornflower), C: Cosmos Gloria (Cosmos), D: Papaver Shirley Mixed (Shirley Poppy), E: Viscaria oculata (Catchfly)

TO ORDER: 0114 267 7635 or pictorialmeadows.co.uk

PA06



Patriotic

ANNUAL | NORMAL TO HIGH FERTILITY SOILS

Strong red, white, and blues

A carefully designed combination of reds, whites, and blue shades, brought together to provide a striking colour theme. This meadow mix has been created to produce plants that flower at various heights to provide both interest and visual impact.

Shade tolerance — Full sun.

Recommended location — Ideal for well-drained soils, ornamental landscapes, and gardens, suitable for a medium to tall height colourful flower border style meadow, offering excellent pollinator value, reliability, and a long-lasting display.

Height details — Generally considered medium to tall height with main components from 20cm to 80cm tall.



Core species, colours and flowering period

	A	M	J	J	A	S	O
Ammi majus							
Centaurea cyanus Blue Ball'							
Clarkia elegans 'Scarlet Queen'							
Cosmos bipinnatus 'Dazzler'							
Cosmos bipinnatus 'Albatross'							
Delphinium ajacis Blue							
Eschscholzia californica Ivory Castle							
Gypsophila elegans 'Covent Garden'							
Linum grandiflorum Rubrum							
Linum perenne							
Papaver rhoeas							
Scabiosa atropurpurea Cherry Red							
Trifolium incarnatum							
Viscaria oculata Blue							

100% flower mix

All colours are an indicative guide only



Look out for these distinctive species:



A: Cosmos Dazzler (Cosmea Dazzler), B: Eschscholzia Ivory Castle (California Poppy), C: Papaver rhoeas (Common Poppy), D: Scabiosa Cherry Red (Scabious), E: Trifolium incarnatum (Crimson clover)

TO ORDER: 0114 267 7635 or pictorialmeadows.co.uk

PA07



Candy

ANNUAL | NORMAL TO HIGH FERTILITY SOILS

Long season with mixed colours

This meadow is a particularly vibrant collection of flowers that burst with brightness. As this carnival of colour explodes, you can expect ever-changing combinations of radiant reds, pinks, yellows, with wisps of whites and baby blues producing a stunning 'eye candy' effect.



Shade tolerance — Full sun.

Recommended location — Ideal for well-drained soils, ornamental landscapes, and gardens, suitable for a low to medium height colourful flower border style meadow, offering excellent pollinator value, reliability, and a long-lasting display. Also, suitable for large-scale projects.

Height details — Generally considered short to medium height with main components from 20cm to 40cm tall.



Core species, colours and flowering period

	M	J	J	A	S	O
<i>Agrostemma githago</i>						
<i>Ammi majus</i>						
<i>Centaurea cyanus</i> 'Polka Dot Mixed'						
<i>Chrysanthemum carinatum</i> 'Flame Shades'						
<i>Coreopsis tinctoria</i> 'Standard'						
<i>Dimorphotheca sinuata</i> Mixed						
<i>Eschscholzia californica</i> Single						
<i>Linaria maroccana</i> 'Northern Lights'						
<i>Linum grandiflorum</i> var. <i>rubrum</i>						
<i>Matricaria inodora</i>						
<i>Papaver rhoeas</i> 'Shirley Mixed'						

100% flower mix

All colours are an indicative guide only



Look out for these distinctive species:



A: *Agrostemma githago* (Corncockle), B: *Ammi majus* (Bishops weed), C: *Dimorphotheca sinuata* (Namaqualand), D: *Linum rubrum* (Flowering flax), E: *Matricaria inodora* (Scentless Mayweed)

TO ORDER: 0114 267 7635 or pictorialmeadows.co.uk

PA09



Dragonfly

ANNUAL | **NORMAL TO HIGH FERTILITY SOILS**

Dramatic, darker colours, red and deep purple

Inspired by the iridescent dragonflies that we love to encourage into our gardens, this fabulous meadow offers an unusual combination of purples and yellows with orange and ivory tones. Expect energy and excitement from the ever-changing successional colour.



Core species, colours and flowering period

	M	A	M	J	J	A	S	O
<i>Atriplex hortensis</i>								
<i>Ammi majus</i>								
<i>Centaurea cyanus</i> 'Black Boy'								
<i>Clarkia elegans</i> 'Scarlet Queen'								
<i>Consolida ajacis</i> Scarlet								
<i>Coreopsis tinctoria</i>								
<i>Cosmidium Burridgeum</i>								
<i>Crepis rubra</i>								
<i>Eschscholzia californica</i> 'Mikado'								
<i>Eschscholzia californica</i> 'Red Chief'								
<i>Linum grandiflorum rubrum</i>								
<i>Nemophila menziesii</i> 'Pennie Black'								
<i>Papaver somniferum</i> Black Swan								
<i>Scabiosa atropurpurea</i> Cherry Red								
<i>Trifolium incarnatum</i>								

100% flower mix

All colours are an indicative guide only



Look out for these distinctive species:



A: *Ammi majus* (Bishops weed), B: *Nemophila* Pennie Black (Penny black), C: *Eschscholzia californica* 'Red Chief' (Californian Poppy), D: *Papaver somniferum* Black Swan (Opium Poppy), E: *Trifolium incarnatum* (Crimson clover)

TO ORDER: 0114 267 7635 or pictorialmeadows.co.uk

PA10

Kingfisher



ANNUAL

Contrasting blue, orange and white

Developed for Trentham Gardens' lakeside walk to capture the bright colours of the resident kingfishers. This meadow provides strong contrasting colours that shine even on the dullest days. Hot shimmering orange gives way to a blaze of blues, sharpened with a streak of white.

Shade tolerance — Best in full sun.

Recommended location — Ideal for well-drained soils, ornamental landscapes, and gardens, suitable for a low to medium height colourful flower border style meadow, offering excellent pollinator value, reliability, and a long-lasting display.

Height details — Generally considered short to medium height with main components from 20cm to 60cm tall.



Core species, colours and flowering period

	M	J	J	A	S	O
Ammi majus						
Centaurea cyanus 'Blue Boy'						
Cosmos bipinnatus Purity						
Convolvulus tricolor Blue						
Calendula officinalis 'Snow Princess'						
Chrysanthemum Polar Star						
Coreopsis tinctoria Radiata						
Echium plantagineum 'Blue Bedder'						
Eschscholzia californica 'Red Chief'						
Linaria reticulata atropurpurea						
Nigella hispanica						
Rudbeckia hirta Autumn Colours						
Venedium fastuosum white						
Venedium fastuosum orange						

100% flower mix

All colours are an indicative guide only



Look out for these distinctive species:



A: *Echium plantagineum* 'Blue Bedder' (Vipers Bugloss), B: *Linaria reticulata atropurpurea* (Purple toadflax), C: *Nigella hispanica* (Spanish Fennel flower), D: *Rudbeckia hirta* (Black Eyed Susan), E: *Venedium fastuosum white* (Cape Daisy)

TO ORDER: 0114 267 7635 or pictorialmeadows.co.uk

PA11

Cornfield



ANNUAL | NORMAL TO HIGH FERTILITY SOILS

Best British native only seed mix

A mix of traditional British native annual wildflowers, reminiscent of cornfields and country lanes, this meadow is especially pretty in its main flowering period of June through to August and is abundant with favourites such as cornflower and poppy.

Shade tolerance — Full sun.

Recommended location — Ideal for well-drained soils, ornamental landscapes, and gardens, where a shorter seasonal, native only annual meadow is required. Offering excellent pollinator value, reliability, and a long-lasting display. Ideal for those sites where only native is appropriate.

Height details — Generally considered medium height with main components from 20cm to 40cm tall.



Core species, colours and flowering period

	M	J	J	A	S
Agrostemma githago	█	█			
Centaurea cyanus		█	█	█	
Chrysanthemum segetum		█	█	█	
Linum perenne		█	█		
Matricaria inodora		█	█	█	
Papaver rhoeas	█	█			

100% flower mix

All colours are an indicative guide only

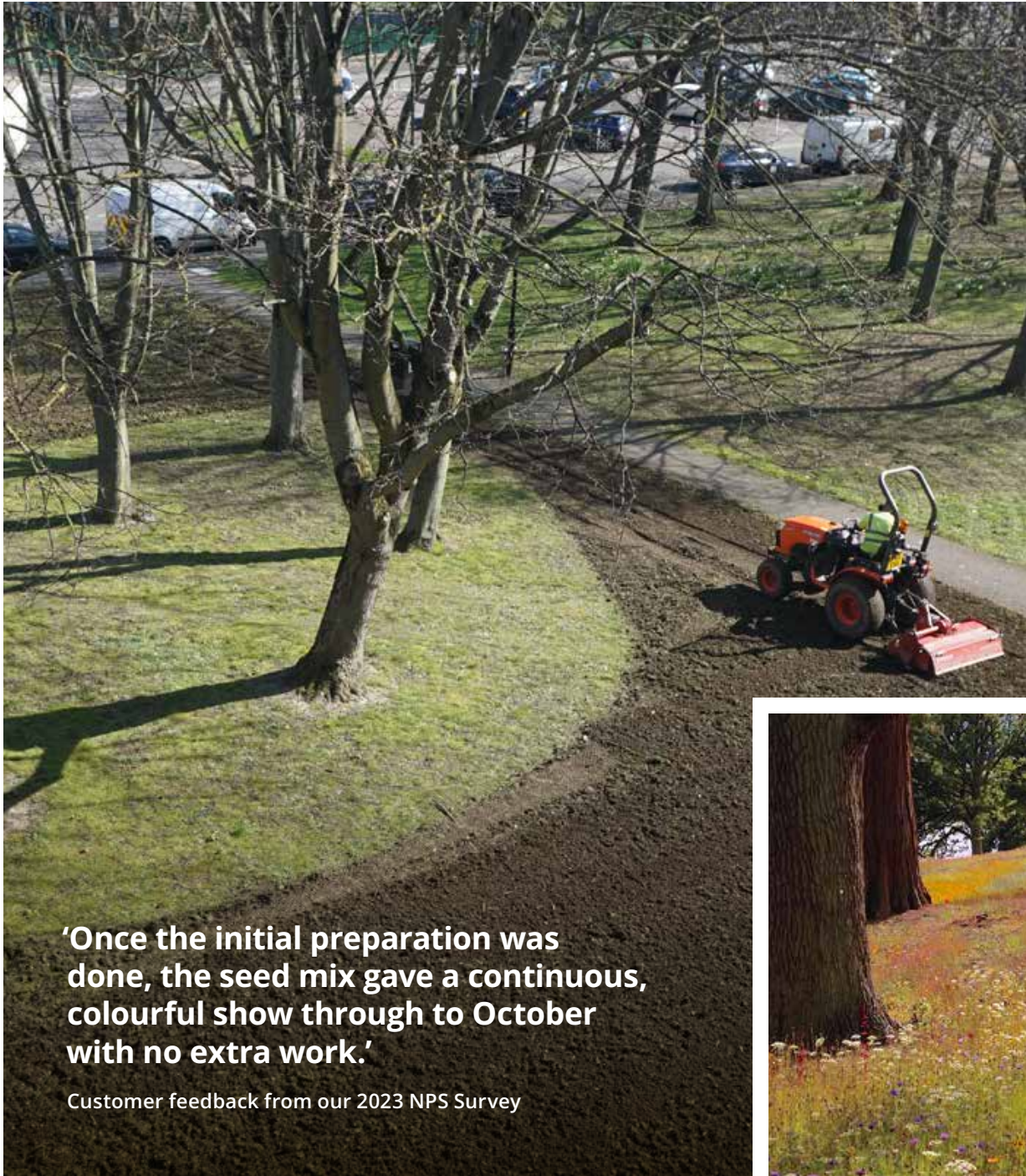


Look out for these distinctive species:



A: *Agrostemma githago* (Corncockle), B: *Chrysanthemum segetum* (Chrysanthemum), C: *Linum perenne* (Perennial flax), D: *Matricaria inodora* (Scentless Mayweed), E: *Papaver rhoeas* (Common Poppy)

TO ORDER: 0114 267 7635 or pictorialmeadows.co.uk



Success with your Annual Meadow Mix

Establishment

When: Sow when the soil is dry during in the Spring between March to end of May / early June (depending on weather conditions that year), just as the soil is warming up. An Autumn sowing is possible for an early flowering display – but may result in the loss of some, or all, of the display in a severe winter.

Where: Any open, sunny location which gets at least a couple of hours of full sunshine but try and find the sunniest spot for the best results as a shady position will result in patchy growth and poor flowering.

Weeds: It is important to sow onto a very clean and dry seed bed and ensure that all visible weeds, especially grass, are removed. Do not sow into existing grass or other vegetation as this will lead to failure.

Soil preparation: Prepare when dry, in average, free draining soils. Once weeds have been removed shallow cultivate the ground and form a nice level seedbed that has a fine, crumbly texture.

Sowing rate: Pictorial Meadow annuals should be sown at a rate of 3gms per square metre. Most sites can be sown quite successfully and quickly by hand, but you can also contact us for our machine meadow sowing services for larger areas or wherever you feel you need some specialist help.

How to sow: We always recommend sowing by hand in dry weather as this gives the best results. Mix your seed thoroughly with an inert carrier material such as builders' sand, with an approximate rate of five parts sand to one-part seeds, but a minimum overall quantity to broadcast over the whole area



'Once the initial preparation was done, the seed mix gave a continuous, colourful show through to October with no extra work.'

Customer feedback from our 2023 NPS Survey

This page: Successful annual sowing at Trentham Garden Estate.

Opposite: Annuals sown at The Tower of London visitor attraction

twice. The sand will help to carry the seed over the seed bed and enable you to see the area sown. Sow the seed/sand mix evenly over the whole area twice by scattering first in one direction and then again in another direction.

Rolling and Watering: After the seed/carrier mix is sown onto the surface, it is beneficial to germination that seed is firmed onto the soil surface by using a Cambridge style or garden roller, or even walking over it. This can only be done in dry weather when the seed and soil will not stick when rolling. If rolling is not possible then seeds can be watered into the soil with a sprinkler or if rain is forecast that day allow nature to do the work. Normally, annual seeds will not require any form of watering in the UK – but if drought conditions are experienced, then watering will be required.

Growth: You could expect to see the first signs of germination in 7-10 days. Growth can be very rapid after this, and flowers may start appearing as early as 6 weeks after sowing.

Aftercare

Weeding: If ground preparation has been good, then it is normal not to undertake any form of maintenance such as weeding at all throughout the whole of the flowering season. Pictorial Meadows annuals are specifically designed to throw up taller and taller flowering stems as the year progresses and this characteristic, along with the very high flower content is very effective at 'masking' weeds that do invade. However, if there are any rogue weeds these can be cut or removed as required.

End of season: Once the flowering season has finished the plants can be left to stand over winter for wildlife benefits or cut with a mower. There may be some re-seeding of certain species to give a very limited display the following season but to get a full pictorial display you should re-sow the following spring. Now you have succeeded with an annual mix why not take the opportunity to try another beautiful annual mixes from the Vibrant Range – or even 'graduate' to our perennials from the Biodiversity Rich Range, or Pictorial Meadows Turf from The Adaptive and Resilient Range?

HOW TO ORDER: By phone 0114 267 7635 or enquire through the website www.pictorialmeadows.co.uk



“The seed mix contained gorgeous flower combinations that were put together extremely tastefully with tons of artistry.”

Customer feedback from our 2023 NPS Survey



Introduction to Perennial Meadow Mixes

The Biodiversity Rich Range

Uniquely designed Perennial Pictorial Meadows are an excellent floral and pollinator rich solution on many public and domestic sites and can follow on from using the annual mixes as the soil nutrient levels start to decrease. Can be used on most soil types with different mixes for higher and lower nutrient sites where other plants would struggle to perform and anywhere where resilience to our increasing climate extremes is being sought. Containing a carefully balanced mix of species many of which perform best as direct sown seed. All perennial seed mixes are formulated to provide years of continually evolving and changing floral displays as annual plants give way to biennials, short term perennials and finally a unique core of legacy species that have a proven longevity. On average, 28 species per mix formulated to give over 150 plants per square metre. Perennials work well with other naturalistic planting features and can be successfully combined with bulbs, shrubs for mixed planting schemes.

HOW TO ORDER: By phone **0114 267 7635** or enquire through the website **www.pictorialmeadows.co.uk**



POLLINATOR-FRIENDLY MIXES

Seed mixes with special benefit to bees and butterflies as well as other pollinating insects.



Contents

Best for normal, heavier and variable fertility soils:

- 20 PS01 Turkish Delight Very long season flowering
- 21 PS02 Moody Blues Cool colour themed display
- 22 PS03 Woodland Edge For semi shade and early flowering impact
- 23 PS04 Water's Edge Robust periodic wetland and damp clay soils
- 24 PS05 Native Meadow British Native species only

Best for lower fertility, free draining soils, offering more drought resilience:

- 25 PS06 Persian Carpet Dainty with very long season flowering
- 26 PS07 Tuscan Hills Mediterranean style flowers
- 27 PS08 Cottage Garden A colourful, reliable mix for very low fertility including crushed brick
- 28 Success with your Perennial Meadow Mix



PT01



Turkish Delight

PERENNIAL | AVERAGE TO LOW FERTILITY SOILS

Very long season flowering

A reliable long season, richly coloured flowering meadow, designed to give outstanding performance on normal fertility soils. Colour combinations change almost weekly as the year unfolds. This mix is an absolute haven for wildlife.

Preferred moisture range — Free draining soils.

Shade tolerance — Best in full sun to light shade.

Recommended location — All ornamental landscape and garden situations with no specific conditions and where a high floral impact, high pollinator value, reliable and very long season display is required.

Height details — Medium height with main components 20cm to 60cm tall with a smaller percentage of taller emergents.



Core species, colours and flowering period

	M	A	M	J	J	A	S	O
Achillea millefolium								
Achillea millefolium Cerise Queen								
Achillea filipendulina Cloth of Gold								
Bupthalmum salicifolium								
Campanula persicifolia								
Centaurea montana								
Centaurea scabiosa								
Daucus carota Purple Kisses								
Delphinium ajacis								
Galium verum								
Geranium pratense								
Knautia arvensis								
Leucanthemum vulgare								
Linaria vulgaris								
Lychnis chalconica								
Malva moschata alba								
Malva moschata								
Origanum vulgare								
Oenothera tetragona								
Papaver rhoeas Shirley Mixed								
Primula veris								
Papaver orientale Brilliant								
Rudbeckia hirta 'My Joy'								
Ranunculus acris								
Salvia nemorosa								
Sanguisorba officinalis								
Saponaria Pink Beauty								
Scabiosa columbaria								
Stachys lanata								
Tanacetum coccineum								
Valeriana officinalis								

100% flower mix

All colours are an indicative guide only

Look out for these distinctive and persistent species:



A: Papaver orientale (Oriental Poppy), B: Lychnis chalconica (Maltese Cross), C: Galium verum (Lady's Bedstraw), D: Sanguisorba officinalis (Great Burnet), E: Bupthalmum salicaria (Yellow ox-eye)

TO ORDER: 0114 267 7635 or pictorialmeadows.co.uk

PS02



Moody Blues

PERENNIAL | AVERAGE TO LOWER FERTILITY SOILS

Cool colour themed display

Particularly attractive to bees a mix of cool and elegant blues, mauves, and striking purples, brought together with whites and creams presenting a constantly evolving and changing appearance over time.

Preferred moisture range — Free draining soils.

Shade tolerance — Full sun with light shade tolerance.

Recommended location — All ornamental landscape and garden situations where cool colours are required.

Height details — 10–50cm tall with some taller emergents.



Core species, colours and flowering period

	A	M	J	J	A	S	O
Ammi majus							
Achillea millefolium							
Aster amellus							
Campanula glomerata							
Convolvulus tricolor Blue							
Centaurea montana							
Centaurea scabiosa							
Daucus carota							
Delphinium grandiflorum							
Eryngium planum							
Galium mollugo							
Geranium pratense							
Hesperis matronalis							
Hyssopus officinalis							
Knautia arvensis							
Leucanthemum vulgare							
Linum perenne							
Malva moschata alba							
Origanum vulgare							
Papaver somniferum Black							
Phacelia tanacetifolia							
Salvia nemorosa							
Salvia pratensis							
Veronica spicata							
Verbena bonariensis							
Verbascum phoeniceum							
Verbascum nigrum alba							

100% flower mix

All colours are an indicative guide only

Look out for these distinctive species:



A: Hesperis matronalis (Dames rocket), B: Centaurea montana (Mountain Blue), C: Salvia pratensis (Meadow Clary), D: Phacelia tanacetifolia (Lacy phacelia), E: Verbascum phoeniceum (Mullein)

TO ORDER: 0114 267 7635 or pictorialmeadows.co.uk

PS03



Woodland Edge

PERENNIAL AVERAGE FERTILITY SOILS

For semi shade and early flowering impact

An easy to establish reliable meadow with an outstanding spring display of perennial and self-seeding biennial species with high pollinator value and an absolute joy in terms of impact and colour, especially through the spring and summer seasons.

Preferred moisture range — Free draining soils.

Shade tolerance — Best in full sun to semi shade.

Recommended location — All ornamental landscape and garden situations where a floriferous spring display is desired, excellent in full sun, or, in all areas of semi shade such as under light tree canopies, north facing landscapes and hedgerow edges.

Height details — Medium height with main components 10-30cm tall with taller emergents.



Core species, colours and flowering period

	M	A	M	J	J	A	S	O
Achillea millefolium								
Achillea millefolium Cerise Queen								
Aquilega vulgaris								
Alchemilla mollis								
Bellis perennis								
Bellis perennis Pomponette Rose								
Bupleurum rotundifolium								
Campanula persicifolia								
Centaurea cyanus alba								
Digitalis purpurea Apricot								
Digitalis purpurea Alba								
Galium verum								
Geum Mrs Bradshaw								
Geranium pratense								
Hesperis matronalis Mixed								
Hypericum perforatum								
Knautia arvensis								
Leucanthemum vulgare								
Linum rubrum								
Lunaria annua mixed								
Myosotis sylvatica								
Polemonium caeruleum								
Primula elatior								
Primula veris								
Silene dioica								
Salvia nemorosa								
Valeriana officinalis								

100% flower mix

All colours are an indicative guide only

Look out for these distinctive species:



A: Aquilega vulgaris (Columbine), B: Digitalis purpurea Apricot (Foxglove), C: Geranium Pratense (Meadow Cranesbill), D: Polemonium caeruleum (Jacob's ladder), E: Valeriana officinalis (All-heal)

TO ORDER: 0114 267 7635 or pictorialmeadows.co.uk

PS04



Water's Edge

PERENNIAL | LOW TO HIGH FERTILITY SOILS

Robust periodic wetland and damp clay soils

With a high percentage of British natives and wetland wildflower species this meadow balances a combination of spring, summer, and autumn plants which either thrive or tolerate living in moist and waterlogged soils.

Preferred moisture range — Dry and wet soils.

Shade tolerance — Best in full sun to light shade.

Recommended location — All bio swale or pond edge and wet environments with seasonal variations where a high floral impact and high pollinator value is wanted, and a more 'natural' content is appropriate.

Height details — Medium to high with main components 10–30cm tall with small percentage of taller emergents.



Core species, colours and flowering period

	M	A	M	J	J	A	S	O
<i>Achillea millefolium</i>								
<i>Achillea millefolium</i> Cerise Queen								
<i>Agrostemma githago</i>								
<i>Cardamine pratensis</i>								
<i>Centaurea nigra</i>								
<i>Clarkia unguiculata</i>								
<i>Daucus carota</i>								
<i>Deschampsia cespitosa</i>								
<i>Filipendula ulmaria</i>								
<i>Geum rivale</i>								
<i>Geranium pratense</i>								
<i>Linaria vulgaris</i>								
<i>Lotus corniculatus</i>								
<i>Lysimachia punctata</i>								
<i>Lythrum salicaria</i>								
<i>Lychnis flos-cuculi</i>								
<i>Leucanthemum vulgare</i>								
<i>Myosotis sylvatica</i> Pink Gem								
<i>Prunella vulgaris</i>								
<i>Ranunculus acris</i>								
<i>Rudbeckia fulgida</i>								
<i>Sanguisorba officinalis</i>								
<i>Saponaria officinalis</i>								
<i>Trifolium rubens</i>								

100% flower mix

All colours are an indicative guide only

Look out for these distinctive species:



A: *Cardamine pratensis* (Cuckoo flower), B: *Filipendula ulmaria* (Bridewort), C: *Lythrum salicaria* (Purple loosestrife), D: *Sanguisorba officinalis* (Great burnet), E: *Saponaria officinalis* (Soapwort)

TO ORDER: 0114 267 7635 or pictorialmeadows.co.uk

PS05



Native Meadow

PERENNIAL | AVERAGE TO LOWER FERTILITY SOILS

British native species only

A traditional, subtle-looking meadow, exclusively using dependable British native wildflowers. Designed with the most vivid and robust flowering native plants to delight and demonstrate to the world how beautiful our meadows can be. The predominant display is from June to August.

Preferred moisture range — Free draining soils.

Shade tolerance — Best in full sun.

Recommended location — All ornamental landscape and garden situations where a more subtle, native look is required such as a traditional and rural scene.

Height details — Low to medium height with main components 30-60cm tall but containing a smaller percentage of taller emergent that add contrast and drama.



Core species, colours and flowering period

	A	M	J	J	A	S	O
Achillea millefolium							
Agrimonia eupatoria							
Betonica officinalis							
Centaurea cyanus							
Centaurea scabiosa							
Centaurea nigra							
Chichorium intybus							
Chrysanthemum segetum							
Daucus carota							
Digitalis purpurea							
Galium verum							
Hesperis matronalis mixed							
Hypericum perforatum							
Knautia arvensis							
Leontodium autumnalis							
Linaria vulgaris							
Leucanthemum vulgare							
Linaria purpurea							
Lychnis flos-cuculi							
Papaver rhoeas							
Primula veris							
Prunella vulgaris							
Ranunculus acris							
Rhinanthus minor							
Saponaria officinalis							
Sanguisorba minor							
Silene dioica							
Thymus vulgaris							
Valeriana officinalis							

100% flower mix

All colours are an indicative guide only

Look out for these distinctive species:



A: Achillea millefolium (Yarrow), B: Daucus carota (Bishops lace), C: Linaria purpurea (Purple toadflax), D: Rhinanthus minor (Yellow rattle), E: Sanguisorba minor (Salad Burnet)

TO ORDER: 0114 267 7635 or pictorialmeadows.co.uk

PS06



Persian Carpet

PERENNIAL | AVERAGE TO VERY LOW FERTILITY SOILS

Dainty with very long season flowering

Sunny and free draining Mediterranean style mix. A real impressionist Pictorial Meadow, combining dainty fine-leaved species with some architectural shapes and foliage for contrast with complex and subtle colour combinations throughout the year.

Preferred moisture range — Designed for well-drained soils. Perfect for sandy, chalk and limestone soils.

Shade tolerance — Best in full sun.

Recommended location — All ornamental landscape and garden situations, with a high floral impact, high pollinator value, reliable and very long season display is required. Especially good for more stressed and very dry environments such as roadsides, embankments, raised planters and rubble gardens.

Height details — Medium height with main components 20 to -60cm tall.



Core species, colours and flowering period

	M	A	M	J	J	A	S	O
Achillea millefolium								
Achillea millefolium Red								
Ammi majus								
Campanula glomerata								
Chicorium intybus								
Catananche caerulea								
Centaurea scabiosa								
Clarkia Elegans 'Scarlet Queen'								
Dianthus carthusianorum								
Daucus carota Purple Rain								
Echium vulgare								
Echinacea pallida								
Galium verum								
Iberis umbellata								
Knautia arvensis								
Leucanthemum vulgare								
Lychnis viscaria								
Lychnis coronaria								
Linaria vulgaris								
Malva moschata								
Origanum vulgare								
Primula veris								
Ranunculus acris								
Salvia pratensis								
Sanguisorba officinalis								
Scabiosa Pura Blue								
Scabiosa columbaria								
Verbascum phoeniceum								
Verbascum nigra alba								
Veronica spicata								

100% flower mix

All colours are an indicative guide only

Look out for these distinctive species:



A: Dianthus carthusianorum (German pink), B: Lychnis viscaria (Sticky catchfly), C: Salvia pratensis (Meadow clary), D: Verbascum nigra alba (Black mullein), E: Veronica spicata (Spiked speedwell)

TO ORDER: 0114 267 7635 or pictorialmeadows.co.uk

PS07



Tuscan Hills

PERENNIAL | AVERAGE TO VERY LOW FERTILITY SOILS

Mediterranean style flowers with some ornamental grasses

Inspired by the sun-drenched hillsides of Tuscany, this mix has a hot and dreamy colour theme that will bring the warmth and drama of a southern European meadow landscape to your outdoor spaces.

Preferred moisture range — Well drained soils and with a high tolerance for drought stress once well established.

Shade tolerance — Best in full sun.

Recommended location — All ornamental landscape and garden situations with free draining lower fertility soils, where a more Mediterranean style meadow is suitable and there is space for some of the taller later flowering species. Good pollinator value, reliable and a good long season display, performs exceptionally well in areas of hotter drier summers.

Height details — Medium to tall height with main components from 30cm to 1.2 metre tall.



Core species, colours and flowering period

	M	A	M	J	J	A	S	O
Ammi visnaga								
Achillea millefolium								
Achillea millefolium Summer Pastels								
Anthemis tinctoria								
Asclepias tuberosa								
Alyssum saxatile								
Aster amellus								
Coreopsis tinctoria								
Echium vulgare								
Echinacea pallida								
Eragrostis curvula								
Eryngium planum								
Festuca longifolia								
Gaillardia aristata								
Geum chiloense Mrs Bradshaw								
Galium verum								
Hyssopus officinalis								
Leucanthemum vulgare								
Linum rubrum								
Lychnis viscaria								
Oenothera odorata								
Ononis spinosa								
Origanum vulgare								
Primula veris								
Ratibida columnifera								
Salvia pratensis								
Salvia nemorosa								
Solidago rigidus								
Verbena bonariensis								
Verbascum nigrum								

All colours are an indicative guide only

Look out for these distinctive species:



A: Asclepias tuberosa (Butterfly weed), B: Gaillardia aristata Bremen (Blanket flower), C: Linum Grandiflorum Rubrum (Flowering flax), D: Salvia nemorosa (Balkan Clary), E: Salvia pratensis (Meadow Clary)

TO ORDER: 0114 267 7635 or pictorialmeadows.co.uk

PS08



Cottage Garden

PERENNIAL | LOW TO VERY LOW FERTILITY SOILS

Colourful reliable mix

A tall dramatic, colourful, and long season meadow reminiscent of old-fashioned cottage gardens. This meadow offers fantastic variety and is packed full of species providing drama and colour from early spring, right through to late autumn.

Preferred moisture range — Well drained soils and with a high tolerance for drought stress once well established.

Shade tolerance — Best in full sun.

Recommended location — Ideal for ornamental landscapes and gardens that are suitable for a cottage garden or vibrant Mediterranean-style meadow, with room for taller, later-flowering species. Especially well-suited for Brownfield development land, crushed bricks, and poor, free draining soils.

Height details — Medium to tall height with main components from 30cm to two metres tall.



Core species, colours and flowering period

	M	A	M	J	J	A	S	O
<i>Achillea filipendulina</i> Cloth of Gold								
<i>Anthemis tinctoria</i>								
<i>Alyssum saxatile</i>								
<i>Alcea ficifolia</i> hybrids								
<i>Cichorium intybus</i>								
<i>Calendula officinalis</i>								
<i>Centaurea scabiosa</i>								
<i>Centranthus ruber</i>								
<i>Daucus carota</i>								
<i>Dianthus carthusianorum</i>								
<i>Echium vulgare</i>								
<i>Echinacea purpurea</i>								
<i>Eschscholzia californica</i>								
<i>Eryngium planum</i>								
<i>Malva moschata</i>								
<i>Linum perenne</i>								
<i>Lychnis coronaria</i>								
<i>Oenothera odorata</i>								
<i>Oenothera biennis</i>								
<i>Oenothera missouriensis</i>								
<i>Origanum vulgare</i>								
<i>Salvia nemorosa</i>								
<i>Thymus vulgaris</i>								
<i>Verbena bonariensis</i>								
<i>Verbasicum nigrum</i>								
<i>Verbasicum olympicum</i>								

100% flower mix

All colours are an indicative guide only

Look out for these distinctive species:



A: *Alyssum saxatile* (Basket of gold), B: *Centranthus ruber* (Red Valerian), C: *Alcea ficifolia* (Hollyhock), D: *Echinacea purpurea* (Hedgehog), E: *Verbasicum olympicum* (Candlewick Plant)

TO ORDER: 0114 267 7635 or pictorialmeadows.co.uk



Success with your Perennial Meadow Mix

Establishment

For Pictorial Meadows perennials, we consider the first whole growing season as the establishment period. From sowing the seed right through to the end of the year first cut and collect. The more you invest in the establishment year, the more you will enjoy a long term impact. It takes skill, attention to detail, and some very timely interventions to establish a great perennial meadow from seed

When: Perennial seeds can be sown between September and May. The best time to sow our perennial seeds is Autumn,

anytime from early September through to November as the ground is workable and the seeds benefit from a colder spell that aids spring germination. They can, however, also be sown throughout the winter and throughout spring as long as the soil remains workable. Avoid summer sowing unless you can provide plentiful regular irrigation.

Autumn sowings can achieve very successful schemes, and this favours many of the slower-growing species. Autumn sown schemes are much less likely to need spring irrigation but may have a reduced first-year flowering as some species have seed or seedlings that don't all survive in cold, wet winter soils.

Early spring sowing usually gives reliable results, as there is sufficient moisture for initial germination without irrigation, and a balance between fast and slow-growing species is achieved. However, irrigation will be needed as the plants and season progress with warmer and dryer weather. Good establishment in early spring guarantees a great first year flowering display.



Where: Most of the Pictorial Meadows perennials do best if sown in full sun and free-draining soils, with the exceptions of Woodland Edge and Water's Edge, which will cope with semi-shade and waterlogged conditions, respectively.

All of our perennials are designed to adapt to quite a wide range of soil types, but soils and location make a difference in how each meadow will evolve and change over time. Do check out the mix descriptors so that you can best match a mix to your location.

Weeds: Getting a spotless seedbed before sowing is essential. This means removing all visible weeds, especially grass. Do not sow into existing grass or other vegetation, as this will lead to failure.

Soil preparation: Prepare when dry, in average, free draining soils. Once weeds have been removed shallow cultivate the ground and form a nice level seedbed that has a fine, crumbly texture.

Sowing Rate: Pictorial Meadows perennials should be sown at a rate of 2g per square metre. Most sites can be sown quite successfully and quickly by hand, but you can also contact us for our machine meadow sowing services for larger areas or wherever you feel you need some specialist help.

How to sow: We always recommend sowing by hand in dry weather as this gives the best results. Mix your seed thoroughly with an inert carrier material such as builders' sand, with an approximate rate of five parts sand to one-part seeds, but a minimum overall quantity to broadcast over the whole area twice. The sand will help to carry the seed over the seed bed and enable you to see the area sown. Sow the seed/sand mix evenly over the whole area twice by scattering first in one direction and then again in another direction.

Raking and Watering: After the seed/carrier mix is sown onto the surface, it is beneficial to germination that seed is lightly raked into the soil surface. This can only be done in dry weather when the seed and soil will not stick while raking. If raking is not possible then seeds can be watered into the soil with a sprinkler or if rain is forecast that day allow nature to do the work. Normally, annual seeds will not require any form of watering in the UK – but if drought conditions are experienced, then watering will be required.

Growth: Germination will only take place when there is sufficient moisture and warmth in the soil. Germination is much slower than with annuals, and many

species emerge at different times, although in a regular British year, most seedlings will appear in late spring to early summer onwards. With the right moisture you could expect to see the first signs of germination after 10 -14 days. If you experience warm, dry weather during the establishment period, then irrigation will make a considerable difference to the growth and long-term success of your meadow as the small seedlings are sensitive to lack of moisture. The best irrigation technique is to provide a thorough soaking every three days if there is no natural rainfall.

Aftercare

Weeding: Pictorial Meadows perennials benefit from very active weed control in the

establishment year. The less weed contamination there is, the more the desirable species will thrive, eventually forming a strong root, leaf and flower canopy that helps deter weeds in future years.

Cut and Collect: The one task common to all perennial meadow schemes is an end of season cut and collect. This controls weed invasion, including woody plants. It also promotes fresh basal shooting of desirable plant species as well as helping to continually lower soil fertility. The cut and collect can occur any time after flowering has finished and the meadow has become visually unacceptable. This means typically from November through to early February. In subsequent years once the

meadow is established a later cut and collect in February will leave the plants standing over winter to provide for wildlife with a specially oil rich seed source for birds.

Life Expectancy: With thorough initial weed control, establishment irrigation and proactive maintenance these Biodiversity Rich mixes have proven to offer long lived displays for over 15 years or more. Where maintenance is restricted to just an annual cut and collect per year expect more rapid incursion of grasses and wildflowers over time and an appearance developing over time more like a country verge.



HOW TO ORDER: By phone 0114 267 7635 or enquire through the website www.pictorialmeadows.co.uk



This page: Moody Blues complementing the grounds of an historic ancient monument at Sheffield Manor Lodge.

Opposite page: Tuscan Hills a rich and diverse dreamy perennial meadow with good drought tolerance.



Our Story

The Green Estate Community Interest Company is a social enterprise based in Sheffield working across the UK and EU.

Our headquarters and the Centre for Pictorial Meadows are at the heart of our beautiful 42 hectare urban oasis at the top of a hill in Sheffield.

Once a medieval deer park, home to Earl of Shrewsbury and Bess Harwick and the nationally significant John Fox pottery Manor Ware, The Green Estate was originally set up as a small heritage and environment project.

It is now a large social enterprise trading across the UK and in EU. From the (Scheduled Ancient Monument) Turret House on our Estate where Mary Queen of Scots was once imprisoned to the Tower of London Moat, you will find our beautiful Pictorial Meadows across the country and beyond.

Over the last 25 years, The Green Estate has grown in size, impact and expertise in sustainable landscaping, heritage and community services with a focus on growing engaging, adaptive and resilient urban places.

When you buy our products and services, you are investing in this vital mission!

On behalf of all at The Green Estate CIC, thank you for your interest and support.

Roz Davies, FRSA, MBA.
CEO, The Green Estate

Find out more about The Green Estate
www.greenestate.org

Find out more about Pictorial Meadows
www.pictorialmeadows.co.uk



Pictorial Meadows Ltd
389 Manor Lane, Sheffield, S2 1UL

Phone: **0114 267 7635**
Email: info@pictorialmeadows.co.uk
Website: www.pictorialmeadows.co.uk



Pictorial Meadows is trusted by reputable clients including:

National Trust

Historic Palaces

The Trentham Estate

The University of Sheffield

Blenheim Palace

Landform

Groundwork London

Solihull Metropolitan Borough Council

Nottingham Trent University

South Yorkshire Housing Association

Idverde

Newcastle City Council

London Borough of Richmond Upon Thames

Corserv Cornwall Council

Kirklees Council



Part of:



Our accreditations:



Terms and conditions available at our website.