

-1805-

EARNSHAW

London

INSTRUCTION
MANUAL



VOL. I. OIB EN

-1805-

EARNSHAW

London

**Congratulations
on your purchase of this finely
crafted Earnshaw Timepiece.**

**You are now the owner of a
timepiece that draws its roots from
the renowned English horologist,
clock and watch maker**

**Thomas Earnshaw
1749 - 1829**

MECHANICAL AUTOMATIC 2 HANDS AND 3 HANDS

This timepiece is equipped with a self-winding Mechanical Automatic movement.

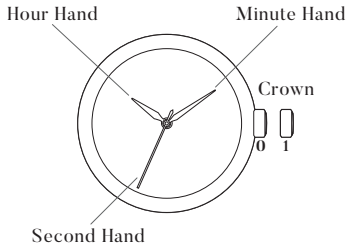
It does not need a battery. It is powered by the motions of the user's own wrist during the wear of the watch.

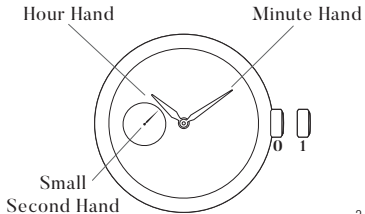
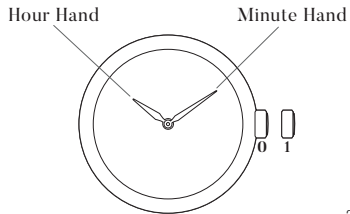
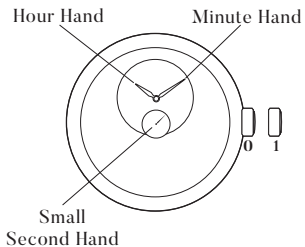
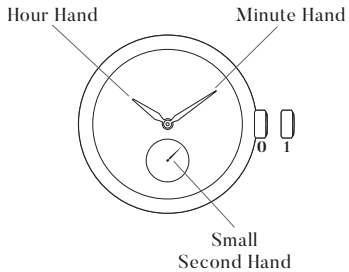
You may also choose to wind the watch manually.

For more details on operating this timepiece please refer to the enclosed booklet or visit :

IM.THOMAS-EARNSHAW.COM

A) DISPLAY



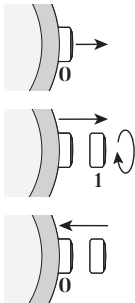


B) WINDING THE MAINSPRING

Automatic winding watch can be hand wound by turning the crown in it's normal crown position.
Wind 5-10 times and it will start to move naturally after shaking slightly.

C) TIME SETTING

1. Pull the crown to position 1.
2. Turn the crown to set Hour and Minute hands.
3. Push the crown back to position 0.



NOTE:

This watch **MUST** be worn for at least 8 (Eight) hours each day to ensure it is fully wound.

An automatic watch will only wind when the watch is on your wrist and your arm moves.

Winding the watch by the crown will put power on the spring but not enough to allow the watch to function fully.

If your watch stops overnight or loses time it means it is not being fully wound.

WATER RESISTANCE

The water resistance indicated on your timepiece serves only as a guide. Actual water resistance may vary depending on a number of important factors including temperature, water salinity, and actual use under water.

The water resistance of your timepiece may eventually be compromised over time with general wear and tear and the use of your watch under adverse conditions.

Always remember to employ the screw down crown (if available) to maintain the water resistance of your timepiece. Warranty may be voided if the screw down crown has not been properly employed.

Note that you should **NEVER** wear your watch in a jacuzzi, hot shower or steam room where steam may enter the case despite the watertight seals used to protect your watch.

The steam may cause condensation inside your watch, which may affect and damage the inner workings of your watch – which would also not be covered by the warranty.