






# Technical Bulletin for: Black Cutworm

*Agrotis ipsilon* (Hufnagel) • Lepidoptera, Noctuidae • AGRIPS



<b>DISTRIBUTION</b>	Widely distributed throughout temperate climate zones. Absent from some tropical and cold regions.
<b>HOSTS</b>	Wide host range, feeds on most vegetables and many grains.
<b>DESCRIPTION</b>	
<b>ADULT MOTH</b>	Hind wings are whitish to gray, forewings are dark brown. Wingspan 40 to 55 mm.
<b>LARVAE</b>	About 50 mm long at maturity. Color ranges from light gray to black.
<b>EGGS</b>	Initially white in color, turning brown with age. Almost spherical in shape. Size is about 55 mm wide and 0.43 to 0.50 mm high.
<b>LIFE HISTORY</b>	The number of generations per year depends on temperature – with one or two generations per year in Canada and as many as four generations in Florida. Females can either deposit eggs individually or in groups in areas such as low spots in fields, overflow ground, and in other sites traditionally overgrown with grasses or winter annual weeds. Moths rarely deposit eggs on living soybean or corn plants. The entire development from egg to adult requires more than 45 days. Larvae hatch in 5 to 10 days after eggs are laid. Cutworm larvae pass through six instars and require 28 to 35 days, depending on temperature, to become mature larvae. The larvae enter the pupal stage, which lasts 12 to 15 days. Adults emerge, mate, and lay eggs on surrounding vegetation.

## MONITORING INFORMATION

<b>LURE ACTIVE INGREDIENTS, SUBSTRATE &amp; FIELD LIFE</b>	Z9-14 Ac and Z7-12Ac on red rubber septum. Field life: Thirty (30) days.	
<b>TRAP TO USE</b>	Red Paper or Plastic Delta Trap	 or Wing Trap 
<b>MONITORING STRATEGY</b>	Locate traps in an area that is easily accessible to you and away from nighttime lighting. These moths are nocturnal and electric lights will compete with pheromone traps. You may hang the trap at shoulder height from a tree limb or fence post. The placement of the trap on the lee side of an obstruction to S or SW winds is preferable as long as suitable air flow exists. Avoid locating the trap where air flow is restricted such as a depression or stream bottom. Check with Cooperative Extension or Master Gardener for local information and recommendations.	
<b>CULTURAL AND PHYSICAL CONTROLS</b>	Maintain healthy grass by fertilizing in the spring and fall and watering during periods of drought.	

**Alpha Scents, Inc.**  
insect monitoring systems

Alpha Scents, Inc., 360 S Sequoia Pkwy. Canby, OR 97013  
TEL: 503-342-8611 • FAX: 314-271-7297 • sales@alphascents.com • www.alphascents.com