

Industrial-Grade Impact Sockets



Distributed by:



Ingersoll Rand Industrial Technologies provides products, services and solutions that enhance our customers' energy efficiency, productivity and operations. Our diverse and innovative products range from complete compressed air systems, tools and pumps to material and fluid handling systems. We also enhance productivity through solutions created by Club Car®, the global leader in golf and utility vehicles for businesses and individuals.

(800) 376-TOOL • ingersollrandproducts.com/accessories

© 2010 Ingersoll-Rand Company IRITS-1210-087



You're gonna need a bigger toolbox.



The company that brought you the Impactool™ also offers an extensive socket product line, including more than 1,000 individual impact sockets, impact socket sets, and associated accessories. Whether you're changing the tire on a large truck at a mining facility or your car's tire in the driveway, Ingersoll Rand offers impact sockets for virtually any application.

Manufactured from Chromoly steel for exceptional strength, durability, and quality, Ingersoll Rand sockets are laser-etched and roll-stamped so you can see the socket size even after hundreds of uses. Each socket is sold separately at a competitive price and backed by a lifetime warranty.

Features & Benefits



Features	Benefits
A Impact-grade toughness	Designed for high-torque applications
B Chrome-molybdenum steel	Forged for high-strength durability
C Laser-etched size labeling	Enables easy size identification
D Electro-phosphate finish on 1/4" to 1" drive sizes	Projects a sleek look and high visibility
E Durable roll stamp feature on 1-1/2", 2-1/2", and #5 Spline drive sizes	Enables easy size identification in harsh work environments
Backed by a Lifetime Warranty	Provides peace of mind with proven reliability

1/4" Square Drive Impact Sockets

Sets

Part Number	# of Pieces	Description	Contents
SK2C10	10	1/4" Drive combo set	3/16", 1/4", 3/8", 1/2", 9/16", 4 mm, 6 mm, 9 mm, 12 mm, 14 mm
SK2H6	6	1/4" Drive standard set	3/16", 1/4", 3/8", 7/16", 1/2", 9/16"
SK2M6	6	1/4" Drive metric set	4 mm, 6 mm, 8 mm, 10 mm, 12 mm, 14 mm
SK2M12	12	1/4" Drive metric standard set	6 mm, 7 mm, 8 mm, 9 mm, 10 mm, 11 mm, 12 mm, 13 mm, 14 mm, 50 mm extension, 100 mm extension, 3/8" female to 1/4" male adapter



Individuals

6-PT	Part Number	Output Size	D1 in (mm)	D2 in (mm)	T in (mm)	L in (mm)	Type
STANDARD							
	S62H316	3/16"	0.33 (8.5)	0.51 (13)	0.2 (5)	0.91 (23)	A
	S62H732	7/32"	0.37 (9.5)	0.51 (13)	0.2 (5)	0.91 (23)	A
	S62H14	1/4"	0.41 (10.3)	0.51 (13)	0.2 (5)	0.91 (23)	A
	S62H932	9/32"	0.44 (11.3)	0.51 (13)	0.28 (7)	0.91 (23)	A
	S62H516	5/16"	0.49 (12.5)	0.51 (13)	0.28 (7)	0.91 (23)	A
	S62H1132	11/32"	0.55 (14)	0.55 (14)	0.28 (7)	0.91 (23)	B
	S62H38	3/8"	0.63 (16)	0.63 (16)	0.31 (8)	0.91 (23)	B
	S62H716	7/16"	0.67 (17)	0.67 (17)	0.31 (8)	0.91 (23)	B
	S62H12	1/2"	0.75 (19)	0.75 (19)	0.31 (8)	0.91 (23)	B
	S62H916	9/16"	0.79 (20)	0.79 (20)	0.31 (8)	0.91 (23)	B
	S62M4	4 mm	0.3 (7.6)	0.51 (13)	0.2 (5)	0.91 (23)	A
	S62M45	4.5 mm	0.32 (8.2)	0.51 (13)	0.2 (5)	0.91 (23)	A
	S62M5	5 mm	0.35 (8.8)	0.51 (13)	0.2 (5)	0.91 (23)	A
	S62M55	5.5 mm	0.37 (9.5)	0.51 (13)	0.2 (5)	0.91 (23)	A
	S62M6	6 mm	0.39 (10)	0.51 (13)	0.28 (7)	0.91 (23)	A
S62M7	7 mm	0.44 (11.3)	0.51 (13)	0.28 (7)	0.91 (23)	A	
S62M8	8 mm	0.49 (12.5)	0.51 (13)	0.28 (7)	0.91 (23)	A	
S62M9	9 mm	0.55 (14)	0.55 (14)	0.28 (7)	0.91 (23)	B	
S62M10	10 mm	0.57 (14.5)	0.57 (14.5)	0.28 (7)	0.91 (23)	B	
S62M11	11 mm	0.67 (17)	0.67 (17)	0.31 (8)	0.91 (23)	B	
S62M12	12 mm	0.71 (18)	0.71 (18)	0.31 (8)	0.91 (23)	B	
S62M13	13 mm	0.75 (19)	0.75 (19)	0.31 (8)	0.91 (23)	B	
S62M14	14 mm	0.79 (20)	0.79 (20)	0.31 (8)	0.91 (23)	B	
S62M15	15 mm	0.83 (21)	0.83 (21)	0.31 (8)	0.91 (23)	B	

6-PT	Part Number	Output Size	D1 in (mm)	D2 in (mm)	T in (mm)	L in (mm)	Type
DEEP							
	S62H316L	3/16"	0.33 (8.5)	0.51 (13)	0.2 (5)	1.97 (50)	A
	S62H732L	7/32"	0.37 (9.5)	0.51 (13)	0.2 (5)	1.97 (50)	A
	S62H14L	1/4"	0.41 (10.3)	0.51 (13)	0.2 (5)	1.97 (50)	A
	S62H932L	9/32"	0.44 (11.3)	0.51 (13)	0.28 (7)	1.97 (50)	A
	S62H516L	5/16"	0.49 (12.5)	0.51 (13)	0.28 (7)	1.97 (50)	A
	S62H1132L	11/32"	0.55 (14)	0.55 (14)	0.28 (7)	1.97 (50)	B
	S62H38L	3/8"	0.63 (16)	0.63 (16)	0.31 (8)	1.97 (50)	B
	S62H716L	7/16"	0.67 (17)	0.67 (17)	0.31 (8)	1.97 (50)	B
	S62H12L	1/2"	0.75 (19)	0.75 (19)	0.31 (8)	1.97 (50)	B
	S62H916L	9/16"	0.79 (20)	0.79 (20)	0.31 (8)	1.97 (50)	B
	S62M4L	4 mm	0.3 (7.6)	0.51 (13)	0.2 (5)	1.97 (50)	A
	S62M45L	4.5 mm	0.32 (8.2)	0.51 (13)	0.2 (5)	1.97 (50)	A
	S62M5L	5 mm	0.35 (8.8)	0.51 (13)	0.2 (5)	1.97 (50)	A
	S62M55L	5.5 mm	0.37 (9.5)	0.51 (13)	0.2 (5)	1.97 (50)	A
	S62M6L	6 mm	0.39 (10)	0.51 (13)	0.28 (7)	1.97 (50)	A
S62M7L	7 mm	0.44 (11.3)	0.51 (13)	0.28 (7)	1.97 (50)	A	
S62M8L	8 mm	0.49 (12.5)	0.51 (13)	0.28 (7)	1.97 (50)	A	
S62M9L	9 mm	0.57 (14.5)	0.57 (14.5)	0.28 (7)	1.97 (50)	B	
S62M10L	10 mm	0.63 (16)	0.63 (16)	0.28 (7)	1.97 (50)	B	
S62M11L	11 mm	0.67 (17)	0.67 (17)	0.31 (8)	1.97 (50)	B	
S62M12L	12 mm	0.67 (17)	0.67 (17)	0.31 (8)	1.97 (50)	B	
S62M13L	13 mm	0.75 (19)	0.75 (19)	0.31 (8)	1.97 (50)	B	
S62M14L	14 mm	0.79 (20)	0.79 (20)	0.31 (8)	1.97 (50)	B	
S62M15L	15 mm	0.83 (21)	0.83 (21)	0.31 (8)	1.97 (50)	B	
UNIVERSAL							
	S62H14U	1/4"	0.47 (12)	0.63 (16)	0.24 (6)	1.73 (44)	A
	S62H516U	5/16"	0.51 (13)	0.63 (16)	0.24 (6)	1.73 (44)	A
	S62H38U	3/8"	0.63 (16)	0.63 (16)	0.31 (8)	1.73 (44)	A
	S62H716U	7/16"	0.67 (17)	0.63 (16)	0.31 (8)	1.73 (44)	A
	S62H12U	1/2"	0.75 (19)	0.63 (16)	0.31 (8)	1.89 (48)	A
	S62H916U	9/16"	0.79 (20)	0.63 (16)	0.31 (8)	1.89 (48)	A
	S62M5U	5 mm	0.47 (12)	0.63 (16)	0.24 (6)	1.73 (44)	A
	S62M55U	5.5 mm	0.47 (12)	0.71 (18)	0.24 (6)	1.73 (44)	A
	S62M6U	6 mm	0.47 (12)	0.71 (18)	0.24 (6)	1.73 (44)	A
	S62M7U	7 mm	0.47 (12)	0.71 (18)	0.24 (6)	1.73 (44)	A
	S62M8U	8 mm	0.51 (13)	0.71 (18)	0.31 (8)	1.73 (44)	A
	S62M9U	9 mm	0.59 (15)	0.71 (18)	0.31 (8)	1.73 (44)	A
	S62M10U	10 mm	0.63 (16)	0.71 (18)	0.31 (8)	1.73 (44)	A
	S62M11U	11 mm	0.67 (17)	0.71 (18)	0.31 (8)	1.73 (44)	A
	S62M12U	12 mm	0.67 (17)	0.71 (18)	0.31 (8)	1.89 (48)	A
S62M13U	13 mm	0.75 (19)	0.71 (18)	0.31 (8)	1.89 (48)	A	
S62M14U	14 mm	0.79 (20)	0.71 (18)	0.31 (8)	1.89 (48)	A	
S62M15U	15 mm	0.83 (21)	0.71 (18)	0.31 (8)	1.89 (48)	A	

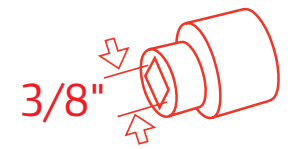
Accessories

	Description	Output Size
A2F3M	1/4" female to 3/8" male adapter	3/8"
J2	Universal joint	1/4"
E22H	2" Extension	1/4"
E24H	4" Extension	1/4"
E26H	6" Extension	1/4"



Adapter

3/8" Square Drive Impact Sockets



Sets

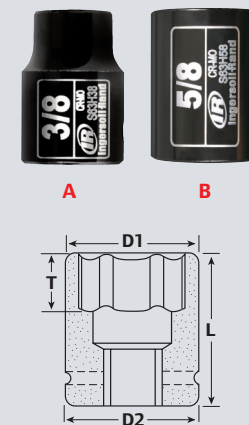
Part Number	# of Pieces	Description	Contents
SK3H8	8	3/8" Drive standard set	5/16", 3/8", 7/16", 1/2", 9/16", 5/8", 11/16", 3/4"
SK3H8L	8	3/8" Drive deep standard set	5/16", 3/8", 7/16", 1/2", 9/16", 5/8", 11/16", 3/4"
SK3H7U	7	3/8" Drive universal set	3/8", 7/16", 1/2", 9/16", 5/8", 11/16", 3/4"
SK3M8	8	3/8" Drive metric set	9 mm, 10 mm, 11 mm, 13 mm, 14 mm, 15 mm, 17 mm, 19 mm
SK3M8L	8	3/8" Drive deep metric set	9 mm, 10 mm, 11 mm, 13 mm, 14 mm, 15 mm, 17 mm, 19 mm
SK3M7U	7	3/8" Universal metric set	10 mm, 12 mm, 13 mm, 14 mm, 15 mm, 17 mm, 19 mm
SK3C8	8	3/8" Combo drive SAE & metric set	3/8", 1/2", 5/8", 11/16", 10 mm, 13 mm, 16 mm, 17 mm
SK3M10	10	3/8" drive metric standard set	9 mm, 10 mm, 11 mm, 12 mm, 13 mm, 14 mm, 15 mm, 16 mm, 17 mm, 19 mm



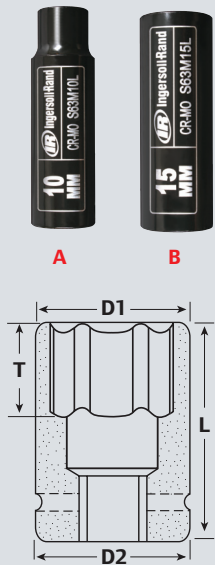
SK3H8

Individuals


6-PT	Part Number	Output Size	D1 in (mm)	D2 in (mm)	T in (mm)	L in (mm)	Type
STANDARD	S63H14	1/4"	0.43 (11)	0.75 (19)	0.16 (4)	1.1 (28)	A
	S63H516	5/16"	0.49 (12.5)	0.75 (19)	0.28 (7)	1.1 (28)	A
	S63H38	3/8"	0.57 (14.5)	0.75 (19)	0.28 (7)	1.1 (28)	A
	S63H716	7/16"	0.67 (17)	0.75 (19)	0.28 (7)	1.18 (30)	A
	S63H12	1/2"	0.75 (19)	0.75 (19)	0.28 (7)	1.18 (30)	B
	S63H916	9/16"	0.79 (20)	0.79 (20)	0.28 (7)	1.18 (30)	B
	S63H58	5/8"	0.94 (24)	0.94 (24)	0.39 (10)	1.18 (30)	B
	S63H1116	11/16"	0.94 (24)	0.94 (24)	0.39 (10)	1.26 (32)	B
	S63H34	3/4"	1.02 (26)	1.02 (26)	0.39 (10)	1.26 (32)	B
	S63H1316	13/16"	1.18 (30)	1.18 (30)	0.51 (13)	1.26 (32)	B
	S63H78	7/8"	1.26 (32)	1.26 (32)	0.51 (13)	1.26 (32)	B
	S63H1516	15/16"	1.34 (34)	1.34 (34)	0.51 (13)	1.26 (32)	B
	S63H1	1 mm	1.34 (34)	1.34 (34)	0.51 (13)	1.26 (32)	B
	S63M6	6 mm	0.41 (10.5)	0.75 (19)	0.16 (4)	1.1 (28)	A
	S63M7	7 mm	0.45 (11.5)	0.75 (19)	0.28 (7)	1.1 (28)	A
	S63M8	8 mm	0.49 (12.5)	0.75 (19)	0.28 (7)	1.1 (28)	A
	S63M9	9 mm	0.55 (14)	0.75 (19)	0.28 (7)	1.1 (28)	A
	S63M10	10 mm	0.59 (15)	0.75 (19)	0.28 (7)	1.1 (28)	A




6-PT							
Part Number	Output Size	D1 in (mm)	D2 in (mm)	T in (mm)	L in (mm)	Type	
STANDARD (cont'd)							
S63M11	11 mm	0.67 (17)	0.75 (19)	0.28 (7)	1.18 (30)	A	
S63M12	12 mm	0.71 (18)	0.75 (19)	0.28 (7)	1.18 (30)	A	
S63M13	13 mm	0.75 (19)	0.75 (19)	0.28 (7)	1.18 (30)	B	
S63M14	14 mm	0.79 (20)	0.79 (20)	0.28 (7)	1.18 (30)	B	
S63M15	15 mm	0.87 (22)	0.87 (22)	0.39 (10)	1.18 (30)	B	
S63M16	16 mm	0.94 (24)	0.94 (24)	0.39 (10)	1.18 (30)	B	
S63M17	17 mm	0.94 (24)	0.94 (24)	0.39 (10)	1.26 (32)	B	
S63M18	18 mm	1.02 (26)	1.02 (26)	0.51 (13)	1.26 (32)	B	
S63M19	19 mm	1.02 (26)	1.02 (26)	0.51 (13)	1.26 (32)	B	
S63M20	20 mm	1.1 (28)	1.1 (28)	0.51 (13)	1.26 (32)	B	
S63M21	21 mm	1.18 (30)	1.18 (30)	0.51 (13)	1.26 (32)	B	
S63M22	22 mm	1.26 (32)	1.26 (32)	0.51 (13)	1.26 (32)	B	
DEEP							
S63H516L	5/16"	0.49 (12.5)	0.75 (19)	0.47 (12)	2.48 (63)	A	
S63H38L	3/8"	0.57 (14.5)	0.75 (19)	0.55 (14)	2.48 (63)	A	
S63H716L	7/16"	0.67 (17)	0.75 (19)	0.67 (17)	2.48 (63)	A	
S63H12L	1/2"	0.75 (19)	0.75 (19)	0.67 (17)	2.48 (63)	B	
S63H916L	9/16"	0.79 (20)	0.79 (20)	0.67 (17)	2.48 (63)	B	
S63H58L	5/8"	0.94 (24)	0.94 (24)	0.67 (17)	2.48 (63)	B	
S63H1116L	11/16"	0.94 (24)	0.94 (24)	0.67 (17)	2.48 (63)	B	
S63H34L	3/4"	1.02 (26)	1.02 (26)	0.75 (19)	2.48 (63)	B	
S63H1316L	13/16"	1.18 (30)	1.18 (30)	0.75 (19)	2.48 (63)	B	
S63H78L	7/8"	1.26 (32)	1.26 (32)	0.75 (19)	2.48 (63)	B	
S63H1516L	15/16"	1.34 (34)	1.34 (34)	0.83 (21)	2.48 (63)	B	
S63H1L	1 mm	1.42 (36)	1.42 (36)	0.83 (21)	2.48 (63)	B	
S63M7L	7 mm	0.45 (11.5)	0.75 (19)	0.43 (11)	2.48 (63)	A	
S63M8L	8 mm	0.49 (12.5)	0.75 (19)	0.47 (12)	2.48 (63)	A	
S63M9L	9 mm	0.55 (14)	0.75 (19)	0.55 (14)	2.48 (63)	A	
S63M10L	10 mm	0.59 (15)	0.75 (19)	0.55 (14)	2.48 (63)	A	
S63M11L	11 mm	0.67 (17)	0.75 (19)	0.67 (17)	2.48 (63)	A	
S63M12L	12 mm	0.71 (18)	0.75 (19)	0.67 (17)	2.48 (63)	A	
S63M13L	13 mm	0.75 (19)	0.75 (19)	0.67 (17)	2.48 (63)	B	
S63M14L	14 mm	0.79 (20)	0.79 (20)	0.67 (17)	2.48 (63)	B	
S63M15L	15 mm	0.87 (22)	0.87 (22)	0.75 (19)	2.48 (63)	B	
S63M16L	16 mm	0.94 (24)	0.94 (24)	0.75 (19)	2.48 (63)	B	
S63M17L	17 mm	0.94 (24)	0.94 (24)	0.75 (19)	2.48 (63)	B	
S63M18L	18 mm	1.02 (26)	1.02 (26)	0.75 (19)	2.48 (63)	B	
S63M19L	19 mm	1.02 (26)	1.02 (26)	0.83 (21)	2.48 (63)	B	
S63M20L	20 mm	1.1 (28)	1.1 (28)	0.83 (21)	2.48 (63)	B	
S63M21L	21 mm	1.18 (30)	1.18 (30)	0.83 (21)	2.48 (63)	B	
S63M22L	22 mm	1.26 (32)	1.26 (32)	0.83 (21)	2.48 (63)	B	



6-PT							
Part Number	Output Size	D1 in (mm)	D2 in (mm)	T in (mm)	L in (mm)	Type	
UNIVERSAL							
S63H516U	5/16"	0.69 (17.5)	0.94 (24)	0.47 (12)	2.09 (53)	A	
S63H38U	3/8"	0.59 (15)	0.94 (24)	0.47 (12)	2.09 (53)	A	
S63H716U	7/16"	0.73 (18.5)	0.94 (24)	0.47 (12)	2.09 (53)	A	
S63H12U	1/2"	0.75 (19)	0.94 (24)	0.47 (12)	2.09 (53)	A	
S63H916U	9/16"	0.87 (22)	0.94 (24)	0.47 (12)	2.09 (53)	A	
S63H58U	5/8"	0.94 (24)	0.94 (24)	0.47 (12)	2.09 (53)	A	
S63H1116U	11/16"	0.98 (25)	0.94 (24)	0.47 (12)	2.09 (53)	A	
S63H34U	3/4"	1.1 (28)	0.94 (24)	0.47 (12)	2.09 (53)	A	
S63H1316U	13/16"	1.26 (32)	0.94 (24)	0.47 (12)	2.09 (53)	A	
S63H78U	7/8"	1.26 (32)	0.94 (24)	0.47 (12)	2.09 (53)	A	
S63H1516U	15/16"	1.34 (34)	0.94 (24)	0.47 (12)	2.09 (53)	A	
S63H1U	1 mm	1.42 (36)	0.94 (24)	0.47 (12)	2.09 (53)	A	
S63M8U	8 mm	0.69 (17.5)	0.94 (24)	0.47 (12)	2.09 (53)	A	
S63M9U	9 mm	0.69 (17.5)	0.94 (24)	0.47 (12)	2.09 (53)	A	
S63M10U	10 mm	0.65 (16.5)	0.94 (24)	0.47 (12)	2.09 (53)	A	
S63M11U	11 mm	0.75 (19)	0.94 (24)	0.47 (12)	2.09 (53)	A	
S63M12U	12 mm	0.75 (19)	0.94 (24)	0.47 (12)	2.09 (53)	A	
S63M13U	13 mm	0.79 (20)	0.94 (24)	0.47 (12)	2.09 (53)	A	
S63M14U	14 mm	0.87 (22)	0.94 (24)	0.47 (12)	2.09 (53)	A	
S63M15U	15 mm	0.87 (22)	0.94 (24)	0.47 (12)	2.09 (53)	A	
S63M16U	16 mm	1.02 (26)	0.94 (24)	0.47 (12)	2.09 (53)	A	
S63M17U	17 mm	1.02 (26)	0.94 (24)	0.47 (12)	2.09 (53)	A	
S63M18U	18 mm	1.02 (26)	0.94 (24)	0.47 (12)	2.09 (53)	A	
S63M19U	19 mm	1.1 (28)	0.94 (24)	0.47 (12)	2.09 (53)	A	
S63M20U	20 mm	1.26 (32)	0.94 (24)	0.47 (12)	2.09 (53)	A	
S63M21U	21 mm	1.26 (32)	0.94 (24)	0.47 (12)	2.09 (53)	A	
S63M22U	22 mm	1.26 (32)	0.94 (24)	0.47 (12)	2.09 (53)	A	
UNIVERSAL DEEP							
S63H516UL	5/16"	0.69 (17.5)	0.94 (24)	0.51 (13)	3.03 (77)	A	
S63H38UL	3/8"	0.71 (18)	0.94 (24)	0.51 (13)	3.03 (77)	A	
S63H716UL	7/16"	0.71 (18)	0.94 (24)	0.51 (13)	3.03 (77)	A	
S63H12UL	1/2"	0.75 (19)	0.94 (24)	0.51 (13)	3.03 (77)	A	
S63H916UL	9/16"	0.83 (21)	0.94 (24)	0.51 (13)	3.03 (77)	A	
S63H58UL	5/8"	0.91 (23)	0.94 (24)	0.51 (13)	3.03 (77)	A	
S63H1116UL	11/16"	0.98 (25)	0.94 (24)	0.51 (13)	3.03 (77)	A	
S63H34UL	3/4"	1.06 (27)	0.94 (24)	0.51 (13)	3.03 (77)	A	
S63H1316UL	13/16"	1.18 (30)	0.94 (24)	0.51 (13)	3.03 (77)	A	
S63H78UL	7/8"	1.26 (32)	0.94 (24)	0.51 (13)	3.03 (77)	A	
S63M8UL	8 mm	0.69 (17.5)	0.94 (24)	0.51 (13)	3.03 (77)	A	
S63M9UL	9 mm	0.69 (17.5)	0.94 (24)	0.51 (13)	3.03 (77)	A	
S63M10UL	10 mm	0.71 (18)	0.94 (24)	0.51 (13)	3.03 (77)	A	



1/2" Square Drive Impact Sockets



Sets

Part Number	# of Pieces	Description	Contents
SK4M3L	3	1/2" Drive deep metric set	17 mm, 19 mm, 21 mm
SK4M5L	5	1/2" Drive deep metric set	17 mm, 19 mm, 21mm, 22 mm, 24 mm
SK4M8L	8	1/2" Drive deep metric set	11 mm, 13 mm, 15 mm, 16 mm, 17 mm, 18 mm, 19 mm, 21 mm
SK4H10L	10	1/2" Drive deep standard set	7/16", 1/2", 9/16", 5/8", 11/16", 3/4", 13/16", 7/8", 15/16", 1"
SK4C10L	10	1/2" Drive deep combo set	1/2", 9/16", 5/8", 3/4", 7/8", 13 mm, 16 mm, 17 mm, 19 mm, 21 mm
SK4LNR	8	1/2" Drive metric lug nut removal set	17 mm, 18.5 mm, 20 mm, 21.5 mm, 23 mm, 24.5 mm, 26 mm, 27.5 mm
SK4M18	18	1/2" Drive metric	Standard: 10 mm, 11 mm, 13mm, 14 mm, 17 mm, 19 mm, 21 mm, 22 mm, 24 mm Deep: 13 mm, 14 mm, 21 mm, 24 mm Deep Thin Wall: 17 mm, 19 mm, 21 mm
SK4H13	13	1/2" Drive standard set	7/16", 1/2", 9/16", 5/8", 11/16", 3/4", 13/16", 7/8", 15/16", 1", 1-1/16", 1-1/8", 1-1/4"
SK4H13L	13	1/2" Drive deep standard set	7/16", 1/2", 9/16", 5/8", 11/16", 3/4", 13/16", 7/8", 15/16", 1", 1-1/16", 1-1/8", 1-1/4"
SK4H7U	7	1/2" Drive universal set	1/2", 9/16", 5/8", 11/16", 3/4", 13/16", 7/8"
SK4M14	14	1/2" Drive metric standard set	10 mm, 11 mm, 12 mm, 13 mm, 14 mm, 15 mm, 1 mm, 17 mm, 18 mm, 19 mm, 21 mm, 22 mm, 26 mm, 27 mm
SK4M4L	4	1/2" Drive deep metric axle nut kit	30 mm, 32 mm, 34 mm, 36 mm
SK4M7U	7	1/2" Drive universal metric set	13 mm, 14 mm, 15 mm, 17 mm, 19 mm, 21 mm, 22 mm
SK4C3F	3	1/2" Drive lug nut service set (flip socket set)	3/4" x 13/16", 19" x 21", 3" Extension
SK34C86	86	3/8" & 1/2" Combo standard & deep socket set	Includes all sockets in SK3H8, SK3H8L, SK3M8, SK3M8L, SK4H13, SK4H13L, SK4M14, & SK4M14L



SK4H13

6-PT	Part Number	Output Size	D1 in (mm)	D2 in (mm)	T in (mm)	L in (mm)	Type
UNIVERSAL DEEP (cont'd)							
	S63M11UL	11 mm	0.71 (18)	0.94 (24)	0.51 (13)	3.03 (77)	A
	S63M12UL	12 mm	0.75 (19)	0.94 (24)	0.51 (13)	3.03 (77)	A
	S63M13UL	13 mm	0.75 (19)	0.94 (24)	0.51 (13)	3.03 (77)	A
	S63M14UL	14 mm	0.83 (21)	0.94 (24)	0.51 (13)	3.03 (77)	A
	S63M15UL	15 mm	0.87 (22)	0.94 (24)	0.51 (13)	3.03 (77)	A
	S63M16UL	16 mm	1.02 (26)	0.94 (24)	0.51 (13)	3.03 (77)	A
	S63M17UL	17 mm	0.98 (25)	0.94 (24)	0.51 (13)	3.03 (77)	A
	S63M18UL	18 mm	1.02 (26)	0.94 (24)	0.51 (13)	3.03 (77)	A
	S63M19UL	19 mm	1.06 (27)	0.94 (24)	0.51 (13)	3.03 (77)	A
	S63M20UL	20 mm	1.1 (28)	0.94 (24)	0.51 (13)	3.03 (77)	A
	S63M21UL	21 mm	1.18 (30)	0.94 (24)	0.51 (13)	3.03 (77)	A
	S63M22UL	22 mm	1.26 (32)	0.94 (24)	0.51 (13)	3.03 (77)	A

Accessories

	Description	Output Size	Recommended Retaining Ring
A3F2M	3/8" female to 1/4" male adapter	1/4"	RR10003
A3F4M	3/8" female to 1/2" male adapter	1/2"	RR10003
J3	Universal joint	3/8"	—
E33H	3" Extension	3/8"	RR10003
E36H	6" Extension	3/8"	RR10003
E312H	12" Extension	3/8"	RR10003



Adapter



Extension

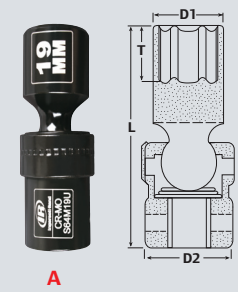
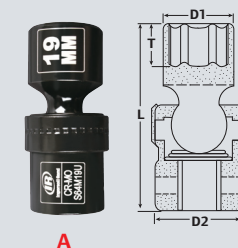
Individuals

6-PT	Part Number	Output Size	D1 in (mm)	D2 in (mm)	T in (mm)	L in (mm)	Type
STANDARD							
	S64H1516	15/16"	1.34 (34)	1.34 (34)	0.63 (16)	1.73 (44)	B
	S64H38	3/8"	0.63 (16)	0.87 (22)	0.43 (11)	1.5 (38)	A
	S64H716	7/16"	0.71 (18)	0.87 (22)	0.43 (11)	1.5 (38)	A
	S64H12	1/2"	0.77 (19.5)	0.87 (22)	0.43 (11)	1.5 (38)	A
	S64H916	9/16"	0.85 (21.5)	0.94 (24)	0.43 (11)	1.5 (38)	A
	S64H58	5/8"	0.94 (24)	0.94 (24)	0.43 (11)	1.5 (38)	B
	S64H1116	11/16"	1.02 (26)	1.02 (26)	0.43 (11)	1.5 (38)	B
	S64H34	3/4"	1.1 (28)	1.1 (28)	0.63 (16)	1.57 (40)	B
	S64H1316	13/16"	1.18 (30)	1.18 (30)	0.63 (16)	1.57 (40)	B
	S64H78	7/8"	1.26 (32)	1.26 (32)	0.63 (16)	1.65 (42)	B
	S64H1516	15/16"	1.34 (34)	1.34 (34)	0.63 (16)	1.73 (44)	B
	S64H1	1"	1.42 (36)	1.42 (36)	0.71 (18)	1.73 (44)	B
	S64H1-116	1-1/16"	1.5 (38)	1.5 (38)	0.71 (18)	1.81 (46)	B
	S64H1-18	1-1/8"	1.57 (40)	1.5 (38)	0.71 (18)	1.81 (46)	C
	S64H1-316	1-3/16"	1.65 (42)	1.5 (38)	0.71 (18)	1.81 (46)	C
	S64H1-14	1-1/4"	1.73 (44)	1.5 (38)	0.79 (20)	1.81 (46)	C
	S64H1-516	1-5/16"	1.85 (47)	1.5 (38)	0.79 (20)	1.81 (46)	C
	S64H1-38	1-3/8"	1.97 (50)	1.5 (38)	0.79 (20)	1.81 (46)	C
	S64H1-716	1-7/16"	2.01 (51)	1.5 (38)	0.79 (20)	1.81 (46)	C
	S64H1-12	1-1/2"	2.09 (53)	1.5 (38)	0.87 (22)	1.81 (46)	C
	S64H1-916	1-9/16"	2.17 (55)	1.73 (44)	0.87 (22)	2.36 (60)	C
	S64H1-58	1-5/8"	2.28 (58)	1.73 (44)	0.87 (22)	2.36 (60)	C
	S64H1-1116	1-11/16"	2.4 (61)	1.73 (44)	0.94 (24)	2.36 (60)	C
	S64H1-34	1-3/4"	2.48 (63)	1.73 (44)	0.94 (24)	2.36 (60)	C
	S64H1-1316	1-13/16"	2.56 (65)	1.73 (44)	0.94 (24)	2.36 (60)	C
	S64H1-78	1-7/8"	2.6 (66)	1.73 (44)	0.94 (24)	2.36 (60)	C
	S64H1-1516	1-15/16"	2.68 (68)	1.73 (44)	0.94 (24)	2.36 (60)	C
	S64H2	2"	2.76 (70)	2.05 (52)	0.94 (24)	2.36 (60)	C
	S64H2-116	2-1/16"	2.83 (72)	2.05 (52)	0.94 (24)	2.36 (60)	C
	S64H2-18	2-1/8"	2.99 (76)	2.05 (52)	1.06 (27)	2.56 (65)	C
	S64H2-316	2-3/16"	3.03 (77)	2.05 (52)	1.06 (27)	2.56 (65)	C
	S64H2-14	2-1/4"	3.15 (80)	2.05 (52)	1.06 (27)	2.56 (65)	C
	S64M8	8 mm	0.57 (14.5)	0.87 (22)	0.35 (9)	1.5 (38)	A
	S64M9	9 mm	0.57 (14.5)	0.87 (22)	0.43 (11)	1.5 (38)	A
S64M10	10 mm	0.67 (17)	0.87 (22)	0.43 (11)	1.5 (38)	A	
S64M11	11 mm	0.67 (17)	0.87 (22)	0.43 (11)	1.5 (38)	A	
S64M12	12 mm	0.71 (18)	0.87 (22)	0.43 (11)	1.5 (38)	A	
S64M13	13 mm	0.79 (20)	0.87 (22)	0.43 (11)	1.5 (38)	A	
S64M14	14 mm	0.87 (22)	0.94 (24)	0.43 (11)	1.5 (38)	A	
S64M15	15 mm	0.94 (24)	0.94 (24)	0.43 (11)	1.5 (38)	B	

6-PT	Part Number	Output Size	D1 in (mm)	D2 in (mm)	T in (mm)	L in (mm)	Type	
STANDARD (cont'd)								
	S64M16	16 mm	0.94 (24)	0.94 (24)	0.43 (11)	1.5 (38)	B	
	S64M17	17 mm	1.02 (26)	1.02 (26)	0.43 (11)	1.5 (38)	B	
	S64M18	18 mm	1.02 (26)	1.02 (26)	0.43 (11)	1.5 (38)	B	
	S64M19	19 mm	1.1 (28)	1.1 (28)	0.51 (13)	1.57 (40)	B	
	S64M20	20 mm	1.18 (30)	1.18 (30)	0.51 (13)	1.57 (40)	B	
	S64M21	21 mm	1.18 (30)	1.18 (30)	0.51 (13)	1.57 (40)	B	
	S64M22	22 mm	1.26 (32)	1.26 (32)	0.51 (13)	1.65 (42)	B	
	S64M23	23 mm	1.26 (32)	1.26 (32)	0.51 (13)	1.65 (42)	B	
	S64M24	24 mm	1.34 (34)	1.34 (34)	0.59 (15)	1.73 (44)	B	
	S64M25	25 mm	1.38 (35)	1.38 (35)	0.59 (15)	1.73 (44)	B	
	S64M26	26 mm	1.42 (36)	1.42 (36)	0.59 (15)	1.73 (44)	B	
	S64M27	27 mm	1.5 (38)	1.5 (38)	0.72 (18.3)	1.81 (46)	B	
	S64M28	28 mm	1.57 (40)	1.5 (38)	0.72 (18.3)	1.81 (46)	C	
	S64M29	29 mm	1.57 (40)	1.5 (38)	0.72 (18.3)	1.81 (46)	C	
	S64M30	30 mm	1.65 (42)	1.5 (38)	0.72 (18.3)	1.81 (46)	C	
	S64M32	32 mm	1.73 (44)	1.5 (38)	0.72 (18.3)	1.81 (46)	C	
	S64M33	33 mm	1.77 (45)	1.5 (38)	0.79 (20)	1.81 (46)	C	
	S64M34	34 mm	1.81 (46)	1.5 (38)	0.79 (20)	1.81 (46)	C	
	S64M35	35 mm	1.89 (48)	1.5 (38)	0.79 (20)	1.81 (46)	C	
	S64M36	36 mm	1.97 (50)	1.5 (38)	0.79 (20)	1.97 (50)	C	
	DEEP							
		S64H516L	5/16"	0.55 (14)	0.87 (22)	0.39 (10)	3.07 (78)	A
		S64H38L	3/8"	0.67 (17)	0.87 (22)	0.55 (14)	3.07 (78)	A
		S64H716L	7/16"	0.71 (18)	0.87 (22)	0.55 (14)	3.07 (78)	A
		S64H12L	1/2"	0.79 (20)	0.87 (22)	0.55 (14)	3.07 (78)	A
		S64H916L	9/16"	0.87 (22)	0.94 (24)	0.55 (14)	3.07 (78)	A
		S64H58L	5/8"	0.94 (24)	0.94 (24)	0.55 (14)	3.07 (78)	B
		S64H1116L	11/16"	1.02 (26)	1.02 (26)	0.67 (17)	3.07 (78)	B
		S64H34L	3/4"	1.1 (28)	1.1 (28)	0.67 (17)	3.07 (78)	B
		S64H1316L	13/16"	1.18 (30)	1.18 (30)	0.67 (17)	3.07 (78)	B
		S64H78L	7/8"	1.26 (32)	1.26 (32)	0.75 (19)	3.07 (78)	B
		S64H1516L	15/16"	1.34 (34)	1.34 (34)	0.75 (19)	3.07 (78)	B
		S64H1L	1"	1.42 (36)	1.42 (36)	0.75 (19)	3.07 (78)	B
		S64H1-116L	1-1/16"	1.5 (38)	1.5 (38)	0.75 (19)	3.07 (78)	B
		S64H1-18L	1-1/8"	1.57 (40)	1.5 (38)	0.75 (19)	3.07 (78)	C
		S64H1-316L	1-3/16"	1.65 (42)	1.5 (38)	0.75 (19)	3.07 (78)	C
S64H1-14L		1-1/4"	1.73 (44)	1.5 (38)	1.18 (30)	3.07 (78)	C	
S64H1-516L		1-5/16"	1.85 (47)	1.5 (38)	1.18 (30)	3.15 (80)	C	
S64H1-38L		1-3/8"	1.97 (50)	1.5 (38)	1.18 (30)	3.15 (80)	C	
S64H1-716L	1-7/16"	2.01 (51)	1.5 (38)	1.18 (30)	3.15 (80)	C		

6-PT	Part Number	Output Size	D1 in (mm)	D2 in (mm)	T in (mm)	L in (mm)	Type
DEEP (cont'd)							
	S64H1-12L	1-1/2"	2.09 (53)	1.5 (38)	1.18 (30)	3.15 (80)	C
	S64H1-916L	1-9/16"	2.17 (55)	1.73 (44)	1.3 (33)	3.54 (90)	C
	S64H1-58L	1-5/8"	2.28 (58)	1.73 (44)	1.3 (33)	3.54 (90)	C
	S64H1-1116L	1-11/16"	2.4 (61)	1.73 (44)	1.3 (33)	3.54 (90)	C
	S64H1-34L	1-3/4"	2.48 (63)	1.73 (44)	1.3 (33)	3.54 (90)	C
	S64H1-1316L	1-13/16"	2.56 (65)	1.73 (44)	1.38 (35)	3.54 (90)	C
	S64H1-78L	1-7/8"	2.6 (66)	1.73 (44)	1.38 (35)	3.54 (90)	C
	S64H1-1516L	1-15/16"	2.68 (68)	1.73 (44)	1.38 (35)	3.54 (90)	C
	S64H2L	2"	2.76 (70)	2.05 (52)	1.38 (35)	3.54 (90)	C
	S64H2-116	2-1/16"	2.83 (72)	2.05 (52)	1.38 (35)	3.54 (90)	C
	S64H2-18L	2-1/8"	2.99 (76)	2.05 (52)	1.38 (35)	3.54 (90)	C
	S64H2-316L	2-3/16"	3.03 (77)	2.05 (52)	1.38 (35)	3.54 (90)	C
	S64H2-14L	2-1/4"	3.15 (80)	2.05 (52)	1.38 (35)	3.54 (90)	C
	S64M8L	8 mm	0.55 (14)	0.87 (22)	0.43 (11)	3.07 (78)	A
	S64M9L	9 mm	0.59 (15)	0.87 (22)	0.55 (14)	3.07 (78)	A
	S64M10L	10 mm	0.67 (17)	0.87 (22)	0.55 (14)	3.07 (78)	A
	S64M11L	11 mm	0.71 (18)	0.87 (22)	0.55 (14)	3.07 (78)	A
	S64M12L	12 mm	0.75 (19)	0.87 (22)	0.55 (14)	3.07 (78)	A
	S64M13L	13 mm	0.79 (20)	0.94 (24)	0.55 (14)	3.07 (78)	A
	S64M14L	14 mm	0.87 (22)	0.94 (24)	0.75 (19)	3.07 (78)	A
	S64M15L	15 mm	0.94 (24)	0.94 (24)	0.75 (19)	3.07 (78)	B
	S64M16L	16 mm	0.94 (24)	0.94 (24)	0.75 (19)	3.07 (78)	B
	S64M17L	17 mm	1.02 (26)	1.02 (26)	0.75 (19)	3.07 (78)	B
	S64M18L	18 mm	1.02 (26)	1.02 (26)	0.75 (19)	3.07 (78)	B
	S64M19L	19 mm	1.1 (28)	1.1 (28)	0.75 (19)	3.07 (78)	B
	S64M20L	20 mm	1.18 (30)	1.18 (30)	0.75 (19)	3.07 (78)	B
	S64M21L	21 mm	1.18 (30)	1.18 (30)	0.83 (21)	3.07 (78)	B
	S64M22L	22 mm	1.26 (32)	1.26 (32)	0.83 (21)	3.07 (78)	B
	S64M23L	23 mm	1.26 (32)	1.26 (32)	0.83 (21)	3.07 (78)	B
	S64M24L	24 mm	1.34 (34)	1.34 (34)	0.83 (21)	3.07 (78)	B
	S64M25L	25 mm	1.38 (35)	1.38 (35)	0.83 (21)	3.07 (78)	B
	S64M26L	26 mm	1.42 (36)	1.42 (36)	0.83 (21)	3.07 (78)	B
	S64M27L	27 mm	1.5 (38)	1.5 (38)	0.83 (21)	3.07 (78)	B
	S64M28L	28 mm	1.57 (40)	1.5 (38)	0.94 (24)	3.07 (78)	C
	S64M29L	29 mm	1.57 (40)	1.5 (38)	0.94 (24)	3.07 (78)	C
	S64M30L	30 mm	1.65 (42)	1.5 (38)	0.94 (24)	3.07 (78)	C
	S64M32L	32 mm	1.73 (44)	1.5 (38)	0.94 (24)	3.07 (78)	C
	S64M33L	33 mm	1.77 (45)	1.5 (38)	0.94 (24)	3.07 (78)	C
	S64M34L	34 mm	1.89 (48)	1.5 (38)	0.94 (24)	3.07 (78)	C
	S64M35L	35 mm	1.89 (48)	1.5 (38)	0.94 (24)	3.07 (78)	C
	S64M36L	36 mm	1.97 (50)	1.5 (38)	0.94 (24)	3.07 (78)	C

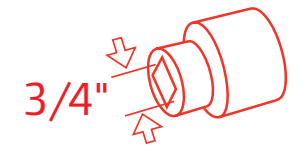
6-PT	Part Number	Output Size	D1 in (mm)	D2 in (mm)	T in (mm)	L in (mm)	Type
UNIVERSAL							
	S64H516U	5/16"	0.75 (19)	1.1 (28)	0.51 (13)	2.6 (66)	A
	S64H38U	3/8"	0.75 (19)	1.1 (28)	0.51 (13)	2.6 (66)	A
	S64H716U	7/16"	0.75 (19)	1.1 (28)	0.51 (13)	2.6 (66)	A
	S64H12U	1/2"	0.75 (19)	1.1 (28)	0.51 (13)	2.6 (66)	A
	S64H916U	9/16"	0.87 (22)	1.1 (28)	0.51 (13)	2.6 (66)	A
	S64H58U	5/8"	0.94 (24)	1.1 (28)	0.51 (13)	2.6 (66)	A
	S64H1116U	11/16"	1.02 (26)	1.1 (28)	0.51 (13)	2.6 (66)	A
	S64H34U	3/4"	1.1 (28)	1.1 (28)	0.51 (13)	2.6 (66)	A
	S64H1316U	13/16"	1.18 (30)	1.1 (28)	0.51 (13)	2.6 (66)	A
	S64H78U	7/8"	1.26 (32)	1.1 (28)	0.51 (13)	2.6 (66)	A
	S64H1516U	15/16"	1.42 (36)	1.1 (28)	0.51 (13)	2.6 (66)	A
	S64M10U	10 mm	0.75 (19)	1.1 (28)	0.51 (13)	2.6 (66)	A
	S64M11U	11 mm	0.75 (19)	1.1 (28)	0.51 (13)	2.6 (66)	A
	S64M12U	12 mm	0.75 (19)	1.1 (28)	0.51 (13)	2.6 (66)	A
	S64M13U	13 mm	0.87 (22)	1.1 (28)	0.51 (13)	2.6 (66)	A
	S64M14U	14 mm	0.87 (22)	1.1 (28)	0.51 (13)	2.6 (66)	A
	S64M15U	15 mm	0.91 (23)	1.1 (28)	0.51 (13)	2.6 (66)	A
	S64M16U	16 mm	1.02 (26)	1.1 (28)	0.51 (13)	2.6 (66)	A
	S64M17U	17 mm	1.02 (26)	1.1 (28)	0.51 (13)	2.6 (66)	A
	S64M18U	18 mm	1.02 (26)	1.1 (28)	0.51 (13)	2.6 (66)	A
	S64M19U	19 mm	1.1 (28)	1.1 (28)	0.51 (13)	2.6 (66)	A
	S64M20U	20 mm	1.18 (30)	1.1 (28)	0.51 (13)	2.6 (66)	A
	S64M21U	21 mm	1.18 (30)	1.1 (28)	0.51 (13)	2.6 (66)	A
	S64M22U	22 mm	1.26 (32)	1.1 (28)	0.51 (13)	2.6 (66)	A
	S64M23U	23 mm	1.26 (32)	1.1 (28)	0.51 (13)	2.6 (66)	A
	S64M24U	24 mm	1.34 (34)	1.1 (28)	0.51 (13)	2.6 (66)	A
UNIVERSAL DEEP							
	S64H38UL	3/8"	0.87 (22)	1.1 (28)	0.55 (14)	3.54 (90)	A
	S64H716UL	7/16"	0.87 (22)	1.1 (28)	0.67 (17)	3.54 (90)	A
	S64H12UL	1/2"	0.87 (22)	1.1 (28)	0.67 (17)	3.54 (90)	A
	S64H916UL	9/16"	0.87 (22)	1.1 (28)	0.67 (17)	3.54 (90)	A
	S64H58UL	5/8"	0.94 (24)	1.1 (28)	0.67 (17)	3.54 (90)	A
	S64H1116UL	11/16"	1.02 (26)	1.1 (28)	0.67 (17)	3.54 (90)	A
	S64H34UL	3/4"	1.1 (28)	1.1 (28)	0.67 (17)	3.54 (90)	A
	S64H1316UL	13/16"	1.18 (30)	1.1 (28)	0.67 (17)	3.54 (90)	A
	S64H78UL	7/8"	1.26 (32)	1.1 (28)	0.67 (17)	3.54 (90)	A
	S64H1516UL	15/16"	1.34 (34)	1.1 (28)	0.67 (17)	3.54 (90)	A
	S64M10UL	10 mm	0.87 (22)	1.1 (28)	0.55 (14)	3.54 (90)	A
	S64M11UL	11 mm	0.87 (22)	1.1 (28)	0.67 (17)	3.54 (90)	A
	S64M12UL	12 mm	0.87 (22)	1.1 (28)	0.67 (17)	3.54 (90)	A
	S64M13UL	13 mm	0.87 (22)	1.1 (28)	0.67 (17)	3.54 (90)	A



3/4" Square Drive Impact Sockets


Sets

Part Number	# of Pieces	Description	Contents
SK6H8	8	3/4" Drive standard set	1", 1-1/16", 1-1/8", 1-1/4", 1-5/16", 1-3/8", 1-7/16", 1-1/2"
SK6H8L	8	3/4" Drive deep standard set	1", 1-1/16", 1-1/8", 1-1/4", 1-5/16", 1-3/8", 1-7/16", 1-1/2"
SK6M6L	6	3/4" Drive deep metric set	24 mm, 27 mm, 30 mm, 32 mm, 33 mm, 36 mm



Individuals

6-PT Part Number	Output Size	D1 in (mm)	D2 in (mm)	T in (mm)	L in (mm)	Type	Recommended Retaining Ring
STANDARD							
S66H12	1/2"	0.91 (23)	1.63 (41.4)	0.51 (13)	2.01 (51)	A	RR10010
S66H916	9/16"	1 (25.5)	1.63 (41.4)	0.51 (13)	2.01 (51)	A	RR10010
S66H58	5/8"	1.1 (28)	1.63 (41.4)	0.51 (13)	2.01 (51)	A	RR10010
S66H1116	11/16"	1.16 (29.5)	1.63 (41.4)	0.51 (13)	2.01 (51)	A	RR10010
S66H34	3/4"	1.26 (32)	1.63 (41.4)	0.51 (13)	2.01 (51)	A	RR10010
S66H1316	13/16"	1.38 (35)	1.63 (41.4)	0.51 (13)	2.01 (51)	A	RR10010
S66H78	7/8"	1.42 (36)	1.63 (41.4)	0.51 (13)	2.01 (51)	A	RR10010
S66H1516	15/16"	1.52 (38.5)	1.63 (41.4)	0.51 (13)	2.01 (51)	A	RR10010
S66H1	1"	1.57 (40)	1.63 (41.4)	0.51 (13)	2.09 (53)	A	RR10010
S66H1-116	1-1/16"	1.67 (42.5)	1.73 (44)	0.51 (13)	2.09 (53)	A	RR10034S
S66H1-18	1-1/8"	1.73 (44)	1.73 (44)	0.63 (16)	2.09 (53)	B	RR10034S
S66H1-316	1-3/16"	1.81 (46)	1.73 (44)	0.63 (16)	2.09 (53)	C	RR10034S
S66H1-14	1-1/4"	1.89 (48)	1.73 (44)	0.63 (16)	2.24 (57)	C	RR10034S
S66H1-516	1-5/16"	1.97 (50)	1.73 (44)	0.75 (19)	2.24 (57)	C	RR10034S
S66H1-38	1-3/8"	2.07 (52.5)	1.73 (44)	0.75 (19)	2.24 (57)	C	RR10034S
S66H1-716	1-7/16"	2.11 (53.5)	1.73 (44)	0.75 (19)	2.24 (57)	C	RR10034S
S66H1-12	1-1/2"	2.2 (56)	1.73 (44)	0.87 (22)	2.24 (57)	C	RR10034S
S66H1-916	1-9/16"	2.3 (58.5)	1.73 (44)	0.87 (22)	2.28 (58)	C	RR10034S
S66H1-58	1-5/8"	2.36 (60)	1.73 (44)	0.87 (22)	2.28 (58)	C	RR10034S
S66H1-1116	1-11/16"	2.5 (63.5)	1.73 (44)	1.02 (26)	2.44 (62)	C	RR10034S
S66H1-34	1-3/4"	2.54 (64.5)	1.73 (44)	1.02 (26)	2.44 (62)	C	RR10034S
S66H1-1316	1-13/16"	2.6 (66)	1.73 (44)	1.02 (26)	2.44 (62)	C	RR10034S



6-PT Part Number	Output Size	D1 in (mm)	D2 in (mm)	T in (mm)	L in (mm)	Type
UNIVERSAL DEEP (cont'd)						
S64M14UL	14 mm	0.87 (22)	1.1 (28)	0.67 (17)	3.54 (90)	A
S64M15UL	15 mm	0.94 (24)	1.1 (28)	0.67 (17)	3.54 (90)	A
S64M16UL	16 mm	0.94 (24)	1.1 (28)	0.67 (17)	3.54 (90)	A
S64M17UL	17 mm	1.02 (26)	1.1 (28)	0.67 (17)	3.54 (90)	A
S64M18UL	18 mm	1.02 (26)	1.1 (28)	0.67 (17)	3.54 (90)	A
S64M19UL	19 mm	1.1 (28)	1.1 (28)	0.67 (17)	3.54 (90)	A
S64M20UL	20 mm	1.18 (30)	1.1 (28)	0.67 (17)	3.54 (90)	A
S64M21UL	21 mm	1.18 (30)	1.1 (28)	0.67 (17)	3.54 (90)	A
S64M22UL	22 mm	1.26 (32)	1.1 (28)	0.67 (17)	3.54 (90)	A
S64M23UL	23 mm	1.26 (32)	1.1 (28)	0.67 (17)	3.54 (90)	A
S64M24UL	24 mm	1.34 (34)	1.1 (28)	0.67 (17)	3.54 (90)	A


Accessories

Description	Output Size	Recommended Retaining Ring
A4F3M 1/2" female to 3/8" male adapter	3/8"	RR10006
A4F6M 1/2" female to 3/4" male adapter	3/4"	RR10008
J4 Universal joint	1/2"	—
E43H 3" Extension	1/2"	RR10006
E45H 5" Extension	1/2"	RR10006
E47H 7" Extension	1/2"	RR10006
E410H 10" Extension	1/2"	RR10006
E418H 18" Extension	1/2"	RR10006
E424H 24" Extension	1/2"	RR10006
E436H 36" Extension	1/2"	RR10006

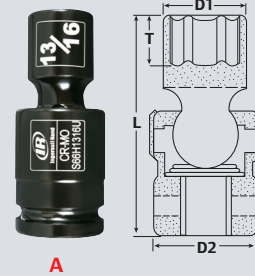


6-PT	Part Number	Output Size	D1 in (mm)	D2 in (mm)	T in (mm)	L in (mm)	Type	Recommended Retaining Ring
STANDARD (cont'd)								
	S66H1-78	1-7/8"	2.68 (68)	1.73 (44)	1.06 (27)	2.68 (68)	C	RR10034S
	S66H1-1516	1-15/16"	2.76 (70)	1.73 (44)	1.06 (27)	2.68 (68)	C	RR10034S
	S66H2	2"	2.8 (71)	1.73 (44)	1.06 (27)	2.68 (68)	C	RR10034S
	S66H2-116	2-1/16"	2.91 (74)	2.13 (54)	1.22 (31)	2.8 (71)	C	RR10015S
	SS6H2-18	2-1/8"	2.99 (76)	2.13 (54)	1.22 (31)	2.8 (71)	C	RR10015S
	S66H2-316	2-3/16"	3.07 (78)	2.13 (54)	1.22 (31)	2.8 (71)	C	RR10015S
	S66H2-14	2-1/4"	3.15 (80)	2.13 (54)	1.3 (33)	2.87 (73)	C	RR10015S
	S66H2-516	2-5/16"	3.21 (81.5)	2.13 (54)	1.3 (33)	2.87 (73)	C	RR10015S
	S66H2-38	2-3/8"	3.29 (83.5)	2.13 (54)	1.34 (34)	2.87 (73)	C	RR10015S
	S66H2-716	2-7/16"	3.35 (85)	2.13 (54)	1.34 (34)	2.95 (75)	C	RR10015S
	S66H2-12	2-1/2"	3.41 (86.5)	2.13 (54)	1.34 (34)	2.95 (75)	C	RR10015S
	S66M17	17 mm	1.18 (30)	1.73 (44)	0.51 (13)	2.01 (51)	A	RR10034S
	S66M18	18 mm	1.22 (31)	1.73 (44)	0.51 (13)	2.01 (51)	A	RR10034S
	S66M19	19 mm	1.28 (32.5)	1.73 (44)	0.51 (13)	2.01 (51)	A	RR10034S
	S66M20	20 mm	1.32 (33.5)	1.73 (44)	0.51 (13)	2.01 (51)	A	RR10034S
	S66M21	21 mm	1.38 (35)	1.73 (44)	0.51 (13)	2.01 (51)	A	RR10034S
	S66M22	22 mm	1.42 (36)	1.73 (44)	0.51 (13)	2.01 (51)	A	RR10034S
	S66M23	23 mm	1.48 (37.5)	1.73 (44)	0.51 (13)	2.01 (51)	A	RR10034S
	S66M24	24 mm	1.52 (38.5)	1.73 (44)	0.63 (16)	2.01 (51)	A	RR10034S
	S66M25	25 mm	1.57 (40)	1.73 (44)	0.63 (16)	2.09 (53)	A	RR10034S
	S66M26	26 mm	1.61 (41)	1.73 (44)	0.63 (16)	2.09 (53)	A	RR10034S
	S66M27	27 mm	1.67 (42.5)	1.73 (44)	0.63 (16)	2.09 (53)	A	RR10034S
	S66M28	28 mm	1.73 (44)	1.73 (44)	0.75 (19)	2.09 (53)	B	RR10034S
	S66M29	29 mm	1.77 (45)	1.73 (44)	0.75 (19)	2.09 (53)	C	RR10034S
	S66M30	30 mm	1.81 (46)	1.73 (44)	0.75 (19)	2.09 (53)	C	RR10034S
	S66M31	31 mm	1.87 (47.5)	1.73 (44)	0.75 (19)	2.24 (57)	C	RR10034S
	S66M32	32 mm	1.91 (48.5)	1.73 (44)	0.75 (19)	2.24 (57)	C	RR10034S
	S66M33	33 mm	1.97 (50)	1.73 (44)	0.87 (22)	2.24 (57)	C	RR10034S
	S66M34	34 mm	2.01 (51)	1.73 (44)	0.87 (22)	2.24 (57)	C	RR10034S
	S66M35	35 mm	2.07 (52.5)	1.73 (44)	0.87 (22)	2.24 (57)	C	RR10034S
	S66M36	36 mm	2.11 (53.5)	1.73 (44)	0.87 (22)	2.24 (57)	C	RR10034S
	S66M37	37 mm	2.17 (55)	1.73 (44)	0.87 (22)	2.24 (57)	C	RR10034S
	S66M38	38 mm	2.2 (56)	1.73 (44)	0.87 (22)	2.24 (57)	C	RR10034S
	S66M40	40 mm	2.3 (58.5)	1.73 (44)	0.87 (22)	2.28 (58)	C	RR10034S
	S66M41	41 mm	2.36 (60)	1.73 (44)	0.87 (22)	2.28 (58)	C	RR10034S
	S66M42	42 mm	2.4 (61)	1.73 (44)	0.98 (25)	2.28 (58)	C	RR10034S
	S66M43	43 mm	2.46 (62.5)	1.73 (44)	0.98 (25)	2.44 (62)	C	RR10034S
	S66M44	44 mm	2.52 (64)	1.73 (44)	0.98 (25)	2.44 (62)	C	RR10034S
	S66M46	46 mm	2.6 (66)	1.73 (44)	0.98 (25)	2.44 (62)	C	RR10034S
	S66M50	50 mm	2.8 (71)	1.73 (44)	1.18 (30)	2.68 (68)	C	RR10034S

6-PT	Part Number	Output Size	D1 in (mm)	D2 in (mm)	T in (mm)	L in (mm)	Type	Recommended Retaining Ring
DEEP								
	S66H12L	1/2"	0.91 (23)	1.63 (41.4)	0.63 (16)	3.54 (90)	A	RR10010
	S66H916L	9/16"	1 (25.5)	1.63 (41.4)	0.63 (16)	3.54 (90)	A	RR10010
	S66H58L	5/8"	1.1 (28)	1.63 (41.4)	0.63 (16)	3.54 (90)	A	RR10010
	S66H1116L	11/16"	1.16 (29.5)	1.63 (41.4)	0.63 (16)	3.54 (90)	A	RR10010
	S66H34L	3/4"	1.26 (32)	1.63 (41.4)	0.63 (16)	3.54 (90)	A	RR10010
	S66H1316L	13/16"	1.38 (35)	1.63 (41.4)	0.63 (16)	3.54 (90)	A	RR10010
	S66H78L	7/8"	1.42 (36)	1.63 (41.4)	0.63 (16)	3.54 (90)	A	RR10010
	S66H1516L	15/16"	1.52 (38.5)	1.63 (41.4)	0.63 (16)	3.54 (90)	A	RR10010
	S66H1L	1"	1.57 (40)	1.63 (41.4)	0.63 (16)	3.54 (90)	A	RR10010
	S66H1-116L	1-1/16"	1.67 (42.5)	1.73 (44)	0.63 (16)	3.54 (90)	A	RR10034S
	S66H1-18L	1-1/8"	1.73 (44)	1.73 (44)	0.63 (16)	3.54 (90)	B	RR10034S
	S66H1-316L	1-3/16"	1.81 (46)	1.73 (44)	0.63 (16)	3.54 (90)	C	RR10034S
	S66H1-14L	1-1/4"	1.91 (48.5)	1.73 (44)	0.63 (16)	3.54 (90)	C	RR10034S
	S66H1-516L	1-5/16"	1.97 (50)	1.73 (44)	0.87 (22)	3.54 (90)	C	RR10034S
	S66H1-38L	1-3/8"	2.07 (52.5)	1.73 (44)	0.87 (22)	3.54 (90)	C	RR10034S
	S66H1-716L	1-7/16"	2.11 (53.5)	1.73 (44)	0.87 (22)	3.54 (90)	C	RR10034S
	S66H1-12L	1-1/2"	2.2 (56)	1.73 (44)	0.87 (22)	3.54 (90)	C	RR10034S
	S66H1-916L	1-9/16"	2.3 (58.5)	1.73 (44)	0.87 (22)	3.54 (90)	C	RR10034S
	S66H1-58L	1-5/8"	2.36 (60)	1.73 (44)	0.87 (22)	3.54 (90)	C	RR10034S
	S66H1-1116L	1-11/16"	2.5 (63.5)	1.73 (44)	1.06 (27)	3.54 (90)	C	RR10034S
	S66H1-34L	1-3/4"	2.54 (64.5)	1.73 (44)	1.06 (27)	3.54 (90)	C	RR10034S
	S66H1-1316L	1-13/16"	2.6 (66)	1.73 (44)	1.06 (27)	3.54 (90)	C	RR10034S
	S66H1-78L	1-7/8"	2.68 (68)	1.73 (44)	1.06 (27)	3.54 (90)	C	RR10034S
	S66H1-1516L	1-15/16"	2.76 (70)	1.73 (44)	1.06 (27)	3.54 (90)	C	RR10034S
	S66H2L	2"	2.8 (71)	1.73 (44)	1.06 (27)	3.54 (90)	C	RR10034S
	S66H2-116L	2-1/16"	2.91 (74)	2.13 (54)	1.22 (31)	3.94 (100)	C	RR10015S
	S66H2-18L	2-1/8"	2.99 (76)	2.13 (54)	1.22 (31)	3.94 (100)	C	RR10015S
	S66H2-316L	2-3/16"	3.07 (78)	2.13 (54)	1.22 (31)	3.94 (100)	C	RR10015S
	S66H2-14L	2-1/4"	3.15 (80)	2.13 (54)	1.34 (34)	3.94 (100)	C	RR10015S
	S66H2-516L	2-5/16"	3.21 (81.5)	2.13 (54)	1.34 (34)	4.13 (105)	C	RR10015S
	S66H2-38L	2-3/8"	3.29 (83.5)	2.13 (54)	1.34 (34)	4.13 (105)	C	RR10015S
	S66H2-716L	2-7/16"	3.35 (85)	2.13 (54)	1.34 (34)	4.13 (105)	C	RR10015S
	S66H2-12L	2-1/2"	3.39 (86)	2.13 (54)	1.34 (34)	4.13 (105)	C	RR10015S
	S66M17L	17 mm	1.18 (30)	1.73 (44)	0.75 (19)	3.54 (90)	A	RR10034S
	S66M19L	19 mm	1.28 (32.5)	1.73 (44)	0.75 (19)	3.54 (90)	A	RR10034S
	S66M20L	20 mm	1.32 (33.5)	1.73 (44)	0.75 (19)	3.54 (90)	A	RR10034S
	S66M21L	21 mm	1.38 (35)	1.73 (44)	0.75 (19)	3.54 (90)	A	RR10034S
	S66M22L	22 mm	1.42 (36)	1.73 (44)	0.75 (19)	3.54 (90)	A	RR10034S
	S66M23L	23 mm	1.48 (37.5)	1.73 (44)	0.75 (19)	3.54 (90)	A	RR10034S
	S66M24L	24 mm	1.52 (38.5)	1.73 (44)	0.75 (19)	3.54 (90)	A	RR10034S



6-PT								
Part Number	Output Size	D1 in (mm)	D2 in (mm)	T in (mm)	L in (mm)	Type	Recommended Retaining Ring	
DEEP (cont'd)								
S66M25L	25 mm	1.57 (40)	1.73 (44)	0.75 (19)	3.54 (90)	A	RR10034S	
S66M26L	26 mm	1.61 (41)	1.73 (44)	0.87 (22)	3.54 (90)	A	RR10034S	
S66M27L	27 mm	1.67 (42.5)	1.73 (44)	0.87 (22)	3.54 (90)	A	RR10034S	
S66M28L	28 mm	1.73 (44)	1.73 (44)	0.87 (22)	3.54 (90)	B	RR10034S	
S66M29L	29 mm	1.77 (45)	1.73 (44)	0.87 (22)	3.54 (90)	C	RR10034	
S66M30L	30 mm	1.81 (46)	1.73 (44)	0.87 (22)	3.54 (90)	C	RR10034S	
S66M31L	31 mm	1.87 (47.5)	1.73 (44)	0.87 (22)	3.54 (90)	C	RR10034S	
S66M32L	32 mm	1.91 (48.5)	1.73 (44)	0.87 (22)	3.54 (90)	C	RR10034S	
S66M33L	33 mm	1.97 (50)	1.73 (44)	0.98 (25)	3.54 (90)	C	RR10034S	
S66M34L	34 mm	2.01 (51)	1.73 (44)	0.98 (25)	3.54 (90)	C	RR10034S	
S66M35L	35 mm	2.07 (52.5)	1.73 (44)	0.98 (25)	3.54 (90)	C	RR10034S	
S66M36L	36 mm	2.11 (53.5)	1.73 (44)	0.98 (25)	3.54 (90)	C	RR10034S	
S66M38L	38 mm	2.2 (56)	1.73 (44)	0.98 (25)	3.54 (90)	C	RR10034S	
S66M40L	40 mm	2.3 (58.5)	1.73 (44)	1.18 (30)	3.54 (90)	C	RR10034S	
S66M41L	41 mm	2.36 (60)	1.73 (44)	1.18 (30)	3.54 (90)	C	RR10034S	
S66M42L	42 mm	2.4 (61)	1.73 (44)	1.18 (30)	3.54 (90)	C	RR10034S	
S66M43L	43 mm	2.46 (62.5)	1.73 (44)	1.18 (30)	3.54 (90)	C	RR10034S	
S66M44L	44 mm	2.52 (64)	1.73 (44)	1.18 (30)	3.54 (90)	C	RR10034S	
S66M46L	46 mm	2.6 (66)	1.73 (44)	1.18 (30)	3.54 (90)	C	RR10034S	
S66M50L	50 mm	2.8 (71)	1.73 (44)	1.18 (30)	3.54 (90)	C	RR10034S	
UNIVERSAL								
S66H1116U	11/16"	1.14 (29)	1.73 (44)	0.51 (13)	3.74 (95)	A	RR10034S	
S66H34U	3/4"	1.26 (32)	1.73 (44)	0.51 (13)	3.74 (95)	A	RR10034S	
S66H1316U	13/16"	1.38 (35)	1.73 (44)	0.51 (13)	3.74 (95)	A	RR10034S	
S66H78U	7/8"	1.46 (37)	1.73 (44)	0.51 (13)	3.74 (95)	A	RR10034S	
S66H1516U	15/16"	1.54 (39)	1.73 (44)	0.51 (13)	3.74 (95)	A	RR10034S	
S66H1U	1"	1.61 (41)	1.73 (44)	0.51 (13)	3.94 (100)	A	RR10034S	
S66H1-116U	1-1/16"	1.69 (43)	1.73 (44)	0.67 (17)	3.94 (100)	A	RR10034S	
S66H1-18U	1-1/8"	1.73 (44)	1.73 (44)	0.67 (17)	3.94 (100)	A	RR10034S	
S66H1-316U	1-3/16"	1.85 (47)	1.73 (44)	0.67 (17)	3.94 (100)	A	RR10034S	
S66H1-14U	1-1/4"	1.93 (49)	1.73 (44)	0.67 (17)	4.13 (105)	A	RR10034S	
S66H1-516U	1-5/16"	2.01 (51)	1.73 (44)	0.75 (19)	4.13 (105)	A	RR10034S	
S66H1-38U	1-3/8"	2.09 (53)	1.73 (44)	0.75 (19)	4.13 (105)	A	RR10034S	
S66H1-716U	1-7/16"	2.13 (54)	1.73 (44)	0.75 (19)	4.33 (110)	A	RR10034S	
S66H1-12U	1-1/2"	2.24 (57)	1.73 (44)	0.87 (22)	4.33 (110)	A	RR10034S	
S66H1-916U	1-9/16"	2.36 (60)	1.73 (44)	0.87 (22)	4.33 (110)	A	RR10034S	
S66H1-58U	1-5/8"	2.36 (60)	1.73 (44)	0.87 (22)	4.53 (115)	A	RR10034S	
S66H1-1116U	1-11/16"	2.48 (63)	1.73 (44)	1.06 (27)	4.53 (115)	A	RR10034S	
S66H1-34U	1-3/4"	2.52 (64)	1.73 (44)	1.06 (27)	4.53 (115)	A	RR10034S	
S66H1-1316U	1-13/16"	2.6 (66)	1.73 (44)	1.06 (27)	4.53 (115)	A	RR10034S	



6-PT								
Part Number	Output Size	D1 in (mm)	D2 in (mm)	T in (mm)	L in (mm)	Type	Recommended Retaining Ring	
UNIVERSAL (cont'd)								
S66H1-78U	1-7/8"	2.68 (68)	1.73 (44)	1.06 (27)	4.53 (115)	A	RR10034S	
S66M17U	17 mm	1.14 (29)	1.73 (44)	0.47 (12)	3.74 (95)	A	RR10034S	
S66M19U	19 mm	1.26 (32)	1.73 (44)	0.47 (12)	3.74 (95)	A	RR10034S	
S66M20U	20 mm	1.34 (34)	1.73 (44)	0.47 (12)	3.74 (95)	A	RR10034S	
S66M21U	21 mm	1.38 (35)	1.73 (44)	0.47 (12)	3.74 (95)	A	RR10034S	
S66M22U	22 mm	1.46 (37)	1.73 (44)	0.55 (14)	3.74 (95)	A	RR10034S	
S66M23U	23 mm	1.5 (38)	1.73 (44)	0.55 (14)	3.74 (95)	A	RR10034S	
S66M24U	24 mm	1.54 (39)	1.73 (44)	0.55 (14)	3.74 (95)	A	RR10034S	
S66M25U	25 mm	1.61 (41)	1.73 (44)	0.55 (14)	3.94 (100)	A	RR10034S	
S66M26U	26 mm	1.65 (42)	1.73 (44)	0.67 (17)	3.94 (100)	A	RR10034S	
S66M27U	27 mm	1.69 (43)	1.73 (44)	0.67 (17)	3.94 (100)	A	RR10034S	
S66M28U	28 mm	1.73 (44)	1.73 (44)	0.67 (17)	3.94 (100)	A	RR10034S	
S66M29U	29 mm	1.81 (46)	1.73 (44)	0.67 (17)	3.94 (100)	A	RR10034S	
S66M30U	30 mm	1.85 (47)	1.73 (44)	0.67 (17)	3.94 (100)	A	RR10034S	
S66M31U	31 mm	1.89 (48)	1.73 (44)	0.83 (21)	4.13 (105)	A	RR10034S	
S66M32U	32 mm	1.93 (49)	1.73 (44)	0.83 (21)	4.13 (105)	A	RR10034S	
S66M33U	33 mm	2.01 (51)	1.73 (44)	0.83 (21)	4.13 (105)	A	RR10034S	
S66M34U	34 mm	2.05 (52)	1.73 (44)	0.83 (21)	4.13 (105)	A	RR10034S	
S66M35U	35 mm	2.09 (53)	1.73 (44)	0.83 (21)	4.13 (105)	A	RR10034S	
S66M36U	36 mm	2.13 (54)	1.73 (44)	0.91 (23)	4.33 (110)	A	RR10034S	
S66M37U	37 mm	2.2 (56)	1.73 (44)	0.91 (23)	4.33 (110)	A	RR10034S	
S66M38U	38 mm	2.24 (57)	1.73 (44)	0.91 (23)	4.33 (110)	A	RR10034S	
S66M39U	39 mm	2.32(59)	1.73 (44)	0.91 (23)	4.33 (110)	A	RR10034S	
S66M40U	40 mm	2.36 (60)	1.73 (44)	0.91 (23)	4.33 (110)	A	RR10034S	
S66M41U	41 mm	2.36 (60)	1.73 (44)	1.02 (26)	4.53 (115)	A	RR10034S	
S66M42U	42 mm	2.44 (62)	1.73 (44)	1.02 (26)	4.53 (115)	A	RR10034S	
S66M43U	43 mm	2.48 (63)	1.73 (44)	1.02 (26)	4.53 (115)	A	RR10034S	
S66M44U	44 mm	2.52 (64)	1.73 (44)	1.14 (29)	4.53 (115)	A	RR10034S	
S66M45U	45 mm	2.6 (66)	1.73 (44)	1.14 (29)	4.53 (115)	A	RR10034S	
S66M46U	46 mm	2.6 (66)	1.73 (44)	1.14 (29)	4.53 (115)	A	RR10034S	

Accessories

	Description	Output Size	Recommended Retaining Ring
A6F4M	3/4" female to 1/2" male adapter	1/2"	RR10034S
A6F8M	3/4" female to 1" male adapter	1"	RR10034S
A6F55M	3/4" female to #5 spline male adapter	#5 Spline	RR10034S
J6	Universal joint	3/4"	RR10034S
E63H	3" Extension	3/4"	RR10034S
E67H	7" Extension	3/4"	RR10034S
E610H	10" Extension	3/4"	RR10034S
E613H	13" Extension	3/4"	RR10034S




Adapter



Extension

1" Square Drive Impact Sockets



Sets

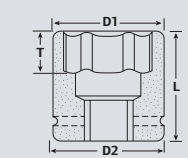
Part Number	# of Pieces	Description	Contents
SK8H8	8	1" Drive standard set	7/8", 15/16", 1", 1-1/16", 1-1/8", 1-3/16", 1-1/4", 1-1/2"
SK8H8L	8	1" Drive deep standard set	7/8", 15/16", 1", 1-1/16", 1-1/8", 1-3/16", 1-1/4", 1-1/2"
SK8H9T	9	1" Drive truck service set	13/16" Square; 7/8", 15/16", 1", 1-3/16", 1-1/2" hex; 1-1/16", 1-1/8", 1-1/4" deep thin wall hex
SK8C5T	5	1" Drive truck service set	13/16" square; 33 mm & 1-1/2" deep hex; 1-1/8" and 1-1/4" deep thin wall hex
SK8M4L	4	1" Drive deep metric set	27 mm, 30 mm, 32 mm, 33 mm




SK8H8L

Individuals

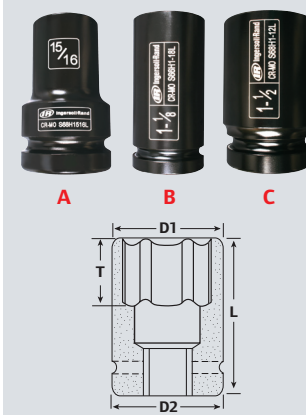
6-PT	Part Number	Output Size	D1 in (mm)	D2 in (mm)	T in (mm)	L in (mm)	Type	Recommended Retaining Ring
STANDARD	S68H34	3/4"	1.38 (35)	2.13 (54)	0.67 (17)	2.28 (58)	A	RR10015S
	S68H1316	13/16"	1.48 (37.5)	2.13 (54)	0.67 (17)	2.28 (58)	A	RR10015S
	S68H78	7/8"	1.54 (39)	2.13 (54)	0.67 (17)	2.28 (58)	A	RR10015S
	S68H1516	15/16"	1.59 (40.5)	2.13 (54)	0.67 (17)	2.28 (58)	A	RR10015S
	S68H1	1"	1.67 (42.5)	2.13 (54)	0.67 (17)	2.36 (60)	A	RR10015S
	S68H1-116	1-1/16"	1.75 (44.5)	2.13 (54)	0.67 (17)	2.36 (60)	A	RR10015S
	S68H1-18	1-1/8"	1.81 (46)	2.13 (54)	0.67 (17)	2.44 (62)	A	RR10015S
	S68H1-316	1-3/16"	1.93 (49)	2.13 (54)	0.67 (17)	2.44 (62)	A	RR10015S
	S68H1-14	1-1/4"	2.13 (54)	2.13 (54)	0.75 (19)	2.48 (63)	A	RR10015S
	S68H1-516	1-5/16"	2.13 (54)	2.13 (54)	0.75 (19)	2.48 (63)	A	PR10015S
	S68H1-38	1-3/8"	2.17 (55)	2.13 (54)	0.75 (19)	2.6 (66)	C	RR10015S
	S68H1-716	1-7/16"	2.22 (56.5)	2.13 (54)	0.75 (19)	2.6 (66)	C	RR10015S
	S68H1-12	1-1/2"	2.32 (59)	2.13 (54)	0.87 (22)	2.6 (66)	C	RR10015S
	S68H1-916	1-9/16"	2.4 (61)	2.13 (54)	0.87 (22)	2.6 (66)	C	RR10015S
	S68H1-58	1-5/8"	2.46 (62.5)	2.13 (54)	0.87 (22)	2.68 (68)	C	RR10015S
	S68H1-1116	1-11/16"	2.56 (65)	2.13 (54)	0.98 (25)	2.76 (70)	C	RR10015S
	S68H1-34	1-3/4"	2.66 (67.5)	2.37 (60.3)	0.98 (25)	2.76 (70)	C	RR10015S
	S68H1-1316	1-13/16"	2.72 (69)	2.37 (60.3)	1.06 (27)	2.83 (72)	C	RR10015
	S68H1-78	1-7/8"	2.76 (70)	2.37 (60.3)	1.06 (27)	2.83 (72)	C	RR10015S
	S68H1-1516	1-15/16"	2.85 (72.5)	2.37 (60.3)	1.06 (27)	2.99 (76)	C	RR10015S
	S68H2	2"	2.91 (74)	2.37 (60.3)	1.06 (27)	2.99 (76)	C	RR10015S



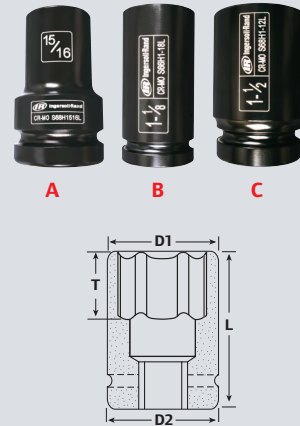
6-PT								
Part Number	Output Size	D1 in (mm)	D2 in (mm)	T in (mm)	L in (mm)	Type	Recommended Retaining Ring	
STANDARD (cont'd)								
S68H2-116	2-1/16"	3.01 (76.5)	2.37 (60.3)	1.22 (31)	3.15 (80)	C	RR10015S	
S68H2-18	2-1/8"	3.11 (79)	2.37 (60.3)	1.22 (31)	3.15 (80)	C	RR10015S	
S68H2-316	2-3/16"	3.15 (80)	2.37 (60.3)	1.22 (31)	3.31 (84)	C	RR10015S	
S68H2-14	2-1/4"	3.25 (82.5)	2.37 (60.3)	1.34 (34)	3.31 (84)	C	RR10015S	
S68H2-516	2-5/16"	3.31 (84)	2.37 (60.3)	1.34 (34)	3.31 (84)	C	RR10015S	
S68H2-38	2-3/8"	3.41 (86.5)	2.37 (60.3)	1.34 (34)	3.46 (88)	C	RR10015S	
S68H2-716	2-7/16"	3.5 (89)	2.37 (60.3)	1.42 (36)	3.46 (88)	C	RR10015S	
S68H2-12	2-1/2"	3.6 (91.5)	2.37 (60.3)	1.42 (36)	3.46 (88)	C	RR10015S	
S68H2-916	2-9/16"	3.64 (92.5)	2.37 (60.3)	1.42 (36)	3.62 (92)	C	RR10015S	
S68H2-58	2-5/8"	3.74 (95)	2.37 (60.3)	1.5 (38)	3.62 (92)	C	RR10015S	
S68H2-1116	2-11/16"	3.8 (96.5)	2.37 (60.3)	1.5 (38)	3.78 (96)	C	RR10015S	
S68H2-34	2-3/4"	63.9 (99)	2.37 (60.3)	1.5 (38)	3.78 (96)	C	RR10015S	
S68H2-1316	2-13/16"	4 (101.5)	2.37 (60.3)	1.61 (41)	3.78 (96)	C	RR10015S	
S68H2-78	2-7/8"	4.04 (102.5)	2.37 (60.3)	1.61 (41)	3.78 (96)	C	RR10015S	
S68H2-1516	2-15/16"	4.11 (104.5)	2.37 (60.3)	1.61 (41)	3.94 (100)	C	RR10015S	
S68H3	3"	4.19 (106.5)	2.37 (60.3)	1.73 (44)	3.94 (100)	C	RR10015S	
S68H3-18	3-1/8"	4.37 (111)	2.37 (60.3)	1.73 (44)	3.94 (100)	C	RR10015S	
S68H3-14	3-1/4"	4.53 (115)	3.39 (86)	1.73 (44)	4.02 (102)	C	RR10025S	
S68H3-38	3-3/8"	4.69 (119)	3.39 (86)	1.93 (49)	4.17 (106)	C	RR10025S	
S68H3-12	3-1/2"	4.88 (124)	3.39 (86)	1.93 (49)	4.25 (108)	C	RR10025S	
S68H3-58	3-5/8"	5 (127)	3.39 (86)	2.09 (53)	4.33 (110)	C	RR10025S	
S68H3-34	3-3/4"	5.12 (130)	3.39 (86)	2.09 (53)	4.33 (110)	C	RR10025S	
S68H3-78	3-7/8"	5.35 (136)	3.74 (95)	2.2 (56)	4.53 (115)	C	RR10025S	
S68H4	4"	5.51 (140)	3.74 (95)	2.2 (56)	4.53 (115)	C	RR10025S	
S68H4-18	4-1/8"	5.63 (143)	3.74 (95)	2.32 (59)	4.72 (120)	C	RR10025S	
S68H4-14	4-1/4"	5.75 (146)	3.74 (95)	2.32 (59)	4.72 (120)	C	RR10025S	
S68H4-38	4-3/8"	5.87 (149)	3.74 (95)	2.4 (61)	4.72 (120)	C	RR10025S	
S68H4-12	4-1/2"	5.98 (152)	3.74 (95)	2.4 (61)	4.72 (120)	C	RR10025S	
S68M19	19 mm	1.38 (35)	2.13 (54)	0.67 (17)	2.28 (58)	A	RR10015S	
S68M21	21 mm	1.48 (37.5)	2.13 (54)	0.67 (17)	2.28 (58)	A	RR10015S	
S68M22	22 mm	1.54 (39)	2.13 (54)	0.67 (17)	2.28 (58)	A	RR10015S	
S68M23	23 mm	1.57 (40)	2.13 (54)	0.67 (17)	2.28 (58)	A	RR10015S	
S68M24	24 mm	1.63 (41.5)	2.13 (54)	0.67 (17)	2.28 (58)	A	RR10015S	
S68M25	25 mm	1.67 (42.5)	2.13 (54)	0.67 (17)	2.36 (60)	A	RR10015S	
S68M26	26 mm	1.73 (44)	2.13 (54)	0.67 (17)	2.36 (60)	A	RR10015S	
S68M27	27 mm	1.77 (45)	2.13 (54)	0.67 (17)	2.36 (60)	A	RR10015S	
S68M28	28 mm	1.83 (46.5)	2.13 (54)	0.67 (17)	2.36 (60)	A	RR10015S	
S68M29	29 mm	1.87 (47.5)	2.13 (54)	0.75 (19)	2.44 (62)	A	RR10015S	
S68M30	30 mm	1.93 (49)	2.13 (54)	0.75 (19)	2.44 (62)	A	RR10015S	
S68M31	31 mm	1.97 (50)	2.13 (54)	0.75 (19)	2.44 (62)	A	RR10015S	



6-PT								
Part Number	Output Size	D1 in (mm)	D2 in (mm)	T in (mm)	L in (mm)	Type	Recommended Retaining Ring	
STANDARD (cont'd)								
S68M32	32 mm	2.03 (51.5)	2.13 (54)	0.75 (19)	2.48 (63)	A	RR10015S	
S68M33	33 mm	2.07 (52.5)	2.13 (54)	0.83 (21)	2.48 (63)	A	RR10015S	
S68M34	34 mm	2.13 (54)	2.13 (54)	0.83 (21)	2.48 (63)	B	RR10015S	
S68M35	35 mm	2.17 (55)	2.13 (54)	0.83 (21)	2.6 (66)	C	RR10015S	
S68M36	36 mm	2.22 (56.5)	2.13 (54)	0.91 (23)	2.6 (66)	C	RR10015S	
S68M38	38 mm	2.32 (59)	2.13 (54)	0.91 (23)	2.6 (66)	C	RR10015S	
S68M40	40 mm	2.4 (61)	2.13 (54)	0.91 (23)	2.6 (66)	C	RR10015S	
S68M41	41 mm	2.46 (62.5)	2.13 (54)	0.98 (25)	2.68 (68)	C	RR10015S	
S68M42	42 mm	2.52 (64)	2.13 (54)	0.98 (25)	2.68 (68)	C	RR10015S	
S68M43	43 mm	2.56 (65)	2.13 (54)	0.98 (25)	2.76 (70)	C	RR10015S	
S68M45	45 mm	2.66 (67.5)	2.13 (54)	0.98 (25)	2.76 (70)	C	RR10015S	
S68M46	46 mm	2.72 (69)	2.13 (54)	1.14 (29)	2.83 (72)	C	RR10015S	
S68M48	48 mm	2.81 (71.5)	2.13 (54)	1.14 (29)	2.99 (76)	C	RR10015S	
S68M50	50 mm	2.91 (74)	2.13 (54)	1.22 (31)	2.99 (76)	C	RR10015S	
S68M52	52 mm	3.01 (76.5)	2.13 (54)	1.22 (31)	3.15 (80)	C	RR10015S	
S68M54	54 mm	3.11 (79)	2.13 (54)	1.22 (31)	3.15 (80)	C	RR10015S	
S68M55	55 mm	3.15 (80)	2.13 (54)	1.34 (34)	3.31 (84)	C	RR10015S	
S68M56	56 mm	3.21 (81.5)	2.13 (54)	1.34 (34)	3.31 (84)	C	RR10015S	
S68M58	58 mm	3.31 (84)	2.13 (54)	1.34 (34)	3.31 (84)	C	RR10015S	
S68M60	60 mm	3.41 (86.5)	2.13 (54)	1.38 (35)	3.46 (88)	C	RR10015S	
S68M65	65 mm	3.64 (92.5)	2.13 (54)	1.38 (35)	3.62 (92)	C	RR10015S	
S68M70	70 mm	3.9 (99)	2.13 (54)	1.38 (35)	3.78 (96)	C	RR10015S	
S68M75	75 mm	4.13 (105)	2.37 (60.3)	1.38 (35)	4.02 (102)	C	RR10015S	
S68M80	80 mm	4.39 (111.5)	2.37 (60.3)	1.38 (35)	4.02 (102)	C	RR10015S	
S68M85	85 mm	4.63 (117.5)	3.39 (86)	1.38 (35)	4.17 (106)	C	RR10025S	
S68M90	90 mm	4.88 (124)	3.39 (86)	1.38 (35)	4.25 (108)	C	RR10025S	
S68M95	95 mm	5.12 (130)	3.39 (86)	1.38 (35)	4.33 (110)	C	RR10025S	
DEEP								
S68H34L	3/4"	1.38 (35)	2.13 (54)	0.98 (25)	3.54 (90)	A	RR10015S	
S68H1316L	13/16"	1.46 (37)	2.13 (54)	0.98 (25)	3.54 (90)	A	RR10015S	
S68H78L	7/8"	1.54 (39)	2.13 (54)	0.98 (25)	3.54 (90)	A	RR10015S	
S68H1516L	15/16"	1.59 (40.5)	2.13 (54)	0.98 (25)	3.54 (90)	A	RR10015S	
S68H1L	1"	1.67 (42.5)	2.13 (54)	0.98 (25)	3.54 (90)	A	RR10015S	
S68H1-116L	1-1/16"	1.75 (44.5)	2.13 (54)	0.98 (25)	3.54 (90)	A	RR10015S	
S68H1-18L	1-1/8"	1.81 (46)	2.13 (54)	0.98 (25)	3.54 (90)	A	RR10015S	
S68H1-316L	1-3/16"	1.93 (49)	2.13 (54)	0.98 (25)	3.54 (90)	A	RR10015S	
S68H1-14L	1-1/4"	2.03 (51.5)	2.13 (54)	0.98 (25)	3.54 (90)	A	RR10015S	
S68H1-516L	1-5/16"	2.13 (54)	2.13 (54)	0.98 (25)	3.54 (90)	B	RR10015S	
S68H1-38L	1-3/8"	2.17 (55)	2.13 (54)	0.98 (25)	3.54 (90)	C	RR10015S	
S68H1-716L	1-7/16"	2.22 (56.5)	2.13 (54)	0.98 (25)	3.54 (90)	C	RR10015S	



6-PT								
DEEP (cont'd)								
Part Number	Output Size	D1 in (mm)	D2 in (mm)	T in (mm)	L in (mm)	Type	Recommended Retaining Ring	
S68H1-12L	1-1/2"	2.32 (59)	2.13 (54)	0.98 (25)	3.54 (90)	C	RR10015S	
S68H1-916L	1-9/16"	2.4 (61)	2.13 (54)	0.98 (25)	3.54 (90)	C	RR10015S	
S68H1-58L	1-5/8"	2.46 (62.5)	2.13 (54)	0.98 (25)	3.54 (90)	C	RR10015S	
S68H1-1116L	1-11/16"	2.56 (65)	2.13 (54)	0.98 (25)	3.54 (90)	C	RR10015S	
S68H1-34L	1-3/4"	2.66 (67.5)	2.37 (60.3)	1.22 (31)	3.94 (100)	C	RR10015S	
S68H1-1316L	1-13/16"	2.72 (69)	2.37 (60.3)	1.22 (31)	3.94 (100)	C	RR10015S	
S68H1-78L	1-7/8"	2.76 (70)	2.37 (60.3)	1.22 (31)	3.94 (100)	C	RR10015S	
S68H1-1516L	1-15/16"	2.85 (72.5)	2.37 (60.3)	1.22 (31)	3.94 (100)	C	RR10015S	
S68H2L	2"	2.91 (74)	2.37 (60.3)	1.22 (31)	3.94 (100)	C	RR10015S	
S68H2-116L	2-1/16"	3.01 (76.5)	2.37 (60.3)	1.22 (31)	3.94 (100)	C	RR10015S	
S68H2-18L	2-1/8"	3.11 (79)	2.37 (60.3)	1.22 (31)	4.25 (108)	C	RR10015S	
S68H2-316L	2-3/16"	3.15 (80)	2.37 (60.3)	1.22 (31)	4.25 (108)	C	RR10015S	
S68H2-14L	2-1/4"	3.25 (82.5)	2.37 (60.3)	1.42 (36)	4.25 (108)	C	RR10015S	
S68H2-516L	2-5/16"	3.31 (84)	2.37 (60.3)	1.42 (36)	4.25 (108)	C	RR10015S	
S68H2-38L	2-3/8"	3.41 (86.5)	2.37 (60.3)	1.42 (36)	4.25 (108)	C	RR10015S	
S68H2-716L	2-7/16"	3.5 (89)	2.37 (60.3)	1.42 (36)	4.25 (108)	C	RR10015S	
S68H2-12L	2-1/2"	3.6 (91.5)	2.37 (60.3)	1.42 (36)	4.72 (120)	C	RR10015S	
S68H2-916L	2-9/16"	3.64 (92.5)	2.37 (60.3)	1.42 (36)	4.72 (120)	C	RR10015S	
S68H2-58L	2-5/8"	3.74 (95)	2.37 (60.3)	1.73 (44)	4.72 (120)	C	RR10015S	
S68H2-1116L	2-11/16"	3.8 (96.5)	2.37 (60.3)	1.73 (44)	4.72 (120)	C	RR10015S	
S68H2-34L	2-3/4"	3.9 (99)	2.37 (60.3)	1.73 (44)	4.92 (125)	C	RR10015S	
S68H2-1316L	2-13/16"	4 (101.5)	2.37 (60.3)	1.73 (44)	4.92 (125)	C	RR10015S	
S68H2-78L	2-7/8"	4.04 (102.5)	2.37 (60.3)	1.73 (44)	4.92 (125)	C	RR10015S	
S68H2-1516L	2-15/16"	4.11 (104.5)	2.37 (60.3)	1.73 (44)	4.92 (125)	C	RR10015S	
S68H3L	3"	4.19 (106.5)	2.37 (60.3)	1.73 (44)	4.92 (125)	C	RR10015S	
S68H3-18L	3-1/8"	4.39 (111.5)	2.37 (60.3)	1.73 (44)	4.92 (125)	C	RR10015S	
S68H3-14L	3-1/4"	4.45 (113)	3.39 (86)	1.73 (44)	5.31 (135)	C	RR10025S	
S68H3-38L	3-3/8"	4.53 (115)	3.39 (86)	2.2 (56)	5.31 (135)	C	RR10025S	
S68H3-12L	3-1/2"	4.69 (119)	3.39 (86)	2.2 (56)	5.31 (135)	C	RR10025S	
S68H3-58L	3-5/8"	5 (127)	3.39 (86)	2.2 (56)	5.51 (140)	C	RR10025S	
S68H3-34L	3-3/4"	5.12 (130)	3.39 (86)	2.2 (56)	5.51 (140)	C	RR10025S	
S68H3-78L	3-7/8"	5.35 (136)	3.74 (95)	2.2 (56)	5.51 (140)	C	RR10025S	
S68H4L	4"	5.51 (140)	3.74 (95)	2.2 (56)	6.1 (155)	C	RR10025S	
S68H4-18L	4-1/8"	5.63 (143)	3.74 (95)	2.4 (61)	6.1 (155)	C	RR10025S	
S68H4-14L	4-1/4"	5.75 (146)	3.74 (95)	2.4 (61)	6.1 (155)	C	RR10025S	
S68H4-38L	4-3/8"	5.87 (149)	3.74 (95)	2.4 (61)	6.1 (155)	C	RR10025S	
S68H4-12L	4-1/2"	5.98 (152)	3.74 (95)	2.4 (61)	6.1 (155)	C	RR10025S	
S68M19L	19 mm	1.38 (35)	2.13 (54)	0.98 (25)	3.54 (90)	A	RR10015S	
S68M21L	21 mm	1.48 (37.5)	2.13 (54)	0.98 (25)	3.54 (90)	A	RR10015S	
S68M22L	22 mm	1.54 (39)	2.13 (54)	0.98 (25)	3.54 (90)	A	RR10015S	



6-PT								
DEEP (cont'd)								
Part Number	Output Size	D1 in (mm)	D2 in (mm)	T in (mm)	L in (mm)	Type	Recommended Retaining Ring	
S68M23L	23 mm	1.57 (40)	2.13 (54)	0.98 (25)	3.54 (90)	A	RR10015S	
S68M24L	24 mm	1.63 (41.5)	2.13 (54)	0.98 (25)	3.54 (90)	A	RR10015S	
S68M25L	25 mm	1.67 (42.5)	2.13 (54)	0.98 (25)	3.54 (90)	A	RR10015S	
S68M26L	26 mm	1.73 (44)	2.13 (54)	0.98 (25)	3.54 (90)	A	RR10015S	
S68M27L	27 mm	1.77 (45)	2.13 (54)	0.98 (25)	3.54 (90)	A	RR10015S	
S68M28L	28 mm	1.83 (46.5)	2.13 (54)	0.98 (25)	3.54 (90)	A	RR10015S	
S68M29L	29 mm	1.87 (47.5)	2.13 (54)	0.98 (25)	3.54 (90)	A	RR10015S	
S68M30L	30 mm	1.93 (49)	2.13 (54)	0.98 (25)	3.54 (90)	A	RR10015S	
S68M31L	31 mm	1.97 (50)	2.13 (54)	0.98 (25)	3.54 (90)	A	RR10015S	
S68M32L	32 mm	2.03 (51.5)	2.13 (54)	0.98 (25)	3.54 (90)	A	RR10015S	
S68M33L	33 mm	2.07 (52.5)	2.13 (54)	0.98 (25)	3.54 (90)	A	RR10015S	
S68M34L	34 mm	2.13 (54)	2.13 (54)	0.98 (25)	3.54 (90)	B	RR10015S	
S68M35L	35 mm	2.17 (55)	2.13 (54)	0.98 (25)	3.54 (90)	C	RR10015S	
S68M36L	36 mm	2.22 (56.5)	2.13 (54)	0.98 (25)	3.54 (90)	C	RR10015S	
S68M37L	37 mm	2.28 (58)	2.13 (54)	0.98 (25)	3.54 (90)	C	RR10015S	
S68M38L	38 mm	2.32 (59)	2.13 (54)	0.98 (25)	3.54 (90)	C	RR10015S	
S68M40L	40 mm	2.4 (61)	2.13 (54)	0.98 (25)	3.54 (90)	C	RR10015S	
S68M41L	41 mm	2.46 (62.5)	2.13 (54)	0.98 (25)	3.54 (90)	C	RR10015S	
S68M42L	42 mm	2.52 (64)	2.13 (54)	0.98 (25)	3.54 (90)	C	RR10015S	
S68M43L	43 mm	2.56 (65)	2.13 (54)	0.98 (25)	3.54 (90)	C	RR10015S	
S68M45L	45 mm	2.66 (67.5)	2.13 (54)	1.18 (30)	3.94 (100)	C	RR10015S	
S68M46L	46 mm	2.72 (69)	2.13 (54)	1.18 (30)	3.94 (100)	C	RR10015S	
S68M48L	48 mm	2.81 (71.5)	2.13 (54)	1.18 (30)	3.94 (100)	C	RR10015S	
S68M50L	50 mm	2.91 (74)	2.13 (54)	1.18 (30)	3.94 (100)	C	RR10015S	
S68M52L	52 mm	3.01 (76.5)	2.13 (54)	1.18 (30)	3.94 (100)	C	RR10015S	
S68M54L	54 mm	3.11 (79)	2.13 (54)	1.38 (35)	4.25 (108)	C	RR10015S	
S68M55L	55 mm	3.15 (80)	2.13 (54)	1.38 (35)	4.25 (108)	C	RR10015S	
S68M56L	56 mm	3.21 (81.5)	2.13 (54)	1.38 (35)	4.25 (108)	C	RR10015S	
S68M58L	58 mm	3.31 (84)	2.13 (54)	1.38 (35)	4.25 (108)	C	RR10015S	
S68M60L	60 mm	3.41 (86.5)	2.13 (54)	1.38 (35)	4.25 (108)	C	RR10015S	
S68M65L	65 mm	3.64 (92.5)	2.13 (54)	1.38 (35)	4.72 (120)	C	RR10015S	
S68M70L	70 mm	3.9 (99)	2.13 (54)	1.38 (35)	4.92 (125)	C	RR10015S	
S68M75L	75 mm	4.13 (105)	2.37 (60.3)	1.38 (35)	4.92 (125)	C	RR10015S	
S68M80L	80 mm	4.39 (111.5)	2.37 (60.3)	1.38 (35)	4.92 (125)	C	RR10015S	
S68M85L	85 mm	4.53 (115)	3.39 (86)	1.38 (35)	5.31 (135)	C	RR10025S	
S68M90L	90 mm	4.88 (124)	3.39 (86)	1.38 (35)	5.31 (135)	C	RR10025S	
S68M95L	95 mm	5.12 (130)	3.39 (86)	1.38 (35)	5.51 (140)	C	RR10025S	

6-PT	Part Number	Output Size	D1 in (mm)	D2 in (mm)	T in (mm)	L in (mm)	Type	Recommended Retaining Ring
UNIVERSAL								
	S68H78U	7/8"	1.54 (39)	2.13 (54)	0.75 (19)	5 (127)	A	RR10015S
	S68H1516U	15/16"	1.61 (41)	2.13 (54)	0.75 (19)	5.2 (132)	A	RR10015S
	S68H1-116U	1-1/16"	1.77 (45)	2.13 (54)	0.75 (19)	5.2 (132)	A	RR10015S
	S68H1-18U	1-1/8"	1.89 (48)	2.13 (54)	0.75 (19)	5.2 (132)	A	RR10015S
	S68H1-316U	1-3/16"	1.93 (49)	2.13 (54)	0.75 (19)	5.2 (132)	A	RR10015S
	S68H1-14U	1-1/4"	2.01 (51)	2.13 (54)	0.75 (19)	5.2 (132)	A	RR10015S
	S68H1-516U	1-5/16"	2.09 (53)	2.13 (54)	0.75 (19)	5.2 (132)	A	RR10015S
	S68H1-38U	1-3/8"	2.17 (55)	2.13 (54)	0.75 (19)	5.2 (132)	A	RR10015S
	S68H1-716U	1-7/16"	2.28 (58)	2.13 (54)	0.75 (19)	5.2 (132)	A	RR10015S
	S68H1-12U	1-1/2"	2.32 (59)	2.13 (54)	0.98 (25)	5.39 (137)	A	RR10015S
	S68H1-916U	1-9/16"	2.4 (61)	2.13 (54)	0.98 (25)	5.39 (137)	A	RR10015S
	S68H1-58U	1-5/8"	2.48 (63)	2.13 (54)	0.98 (25)	5.39 (137)	A	RR10015S
	S68H1-1116U	1-11/16"	2.56 (65)	2.13 (54)	0.98 (25)	5.39 (137)	A	RR10015S
	S68H1-34U	1-3/4"	2.64 (67)	2.13 (54)	0.98 (25)	5.39 (137)	A	RR10015S
	S68H1-1316U	1-13/16"	2.72 (69)	2.13 (54)	1.06 (27)	5.59 (142)	A	RR10015S
	S68H1-78U	1-7/8"	2.8 (71)	2.13 (54)	1.06 (27)	5.59 (142)	A	RR10015S
	S68H1-1516U	1-15/16"	2.83 (72)	2.13 (54)	1.06 (27)	5.59 (142)	A	RR10015S
	S68H2U	2"	2.99 (76)	2.13 (54)	1.06 (27)	5.59 (142)	A	RR10015S
	S68M24U	24 mm	1.61 (41)	2.13 (54)	0.67 (17)	5.2 (132)	A	RR10015S
	S68M26U	26 mm	1.73 (44)	2.13 (54)	0.67 (17)	5.2 (132)	A	RR10015S
	S68M27U	27 mm	1.77 (45)	2.13 (54)	0.67 (17)	5.2 (132)	A	RR10015S
	S68M29U	29 mm	1.89 (48)	2.13 (54)	0.67 (17)	5.2 (132)	A	RR10015S
	S68M30U	30 mm	1.93 (49)	2.13 (54)	0.67 (17)	5.2 (132)	A	RR10015S
	S68M32U	32 mm	2.01 (51)	2.13 (54)	0.87 (22)	5.2 (132)	A	RR10015S
	S68M33U	33 mm	2.09 (53)	2.13 (54)	0.87 (22)	5.2 (132)	A	RR10015S
	S68M34U	34 mm	2.13 (54)	2.13 (54)	0.87 (22)	5.2 (132)	A	RR10015S
	S68M35U	35 mm	2.17 (55)	2.13 (54)	0.87 (22)	5.2 (132)	A	RR10015S
	S68M36U	36 mm	2.2 (56)	2.13 (54)	0.87 (22)	5.2 (132)	A	RR10015S
	S68M38U	38 mm	2.32 (59)	2.13 (54)	0.98 (25)	5.39 (137)	A	RR10015S
	S68M41U	41 mm	2.48 (63)	2.13 (54)	0.98 (25)	5.39 (137)	A	RR10015S
S68M42U	42 mm	2.52 (64)	2.13 (54)	0.98 (25)	5.39 (137)	A	RR10015S	
S68M43U	43 mm	2.56 (65)	2.13 (54)	0.98 (25)	5.39 (137)	A	RR10015S	
S68M44U	44 mm	2.64 (67)	2.13 (54)	0.98 (25)	5.39 (137)	A	RR10015S	
S68M45U	45 mm	2.68 (68)	2.13 (54)	1.06 (27)	5.59 (142)	A	RR10015S	
S68M46U	46 mm	2.72 (69)	2.13 (54)	1.06 (27)	5.59 (142)	A	RR10015S	
S68M47U	47 mm	2.76 (70)	2.13 (54)	1.06 (27)	5.59 (142)	A	RR10015S	
S68M48U	48 mm	2.8 (71)	2.13 (54)	1.06 (27)	5.59 (142)	A	RR10015S	
S68M50U	50 mm	2.91 (74)	2.13 (54)	1.06 (27)	5.59 (142)	A	RR10015S	

Accessories

	Description	Output Size	Recommended Retaining Ring
A8F6M	1" female to 3/4" male adapter	3/4"	RR10015S
A8F12M	1" female to 1-1/2" male adapter	1-1/2"	RR10015S
A8F55M	1" female to #5 spline male adapter	#5 Spline	RR10015S
J8	Universal joint	1"	RR10015S
E83H	3" Extension	1"	RR10015S
E87H	7" Extension	1"	RR10015S
E810H	10" Extension	1"	RR10015S
E813H	13" Extension	1"	RR10015S




Adapter



Extension

1-1/2" Square Drive Impact Sockets



Individuals

6-PT	Part Number	Output Size	D1 in (mm)	D2 in (mm)	T in (mm)	L in (mm)	Type	Recommended Retaining Ring
STANDARD								
	S612H1-316	1-3/16"	2.2 (56)	3.39 (86)	0.83 (21)	3.07 (78)	A	RR10025S
	S612H1-14	1-1/4"	2.28 (58)	3.39 (86)	0.87 (22)	3.07 (78)	A	RR10025S
	S612H1-516	1-5/16"	2.36 (60)	3.39 (86)	0.87 (22)	3.07 (78)	A	RR10025S
	S612H1-38	1-3/8"	2.52 (64)	3.39 (86)	0.87 (22)	3.07 (78)	A	RR10025S
	S612H1-716	1-7/16"	2.52 (64)	3.39 (86)	0.94 (24)	3.07 (78)	A	RR10025S
	S612H1-12	1-1/2"	2.6 (66)	3.39 (86)	1.02 (26)	3.15 (80)	A	RR10025S
	S612H1-916	1-9/16"	2.68 (68)	3.39 (86)	1.1 (28)	3.15 (80)	A	RR10025S
	S612H1-58	1-5/8"	2.76 (70)	3.39 (86)	1.1 (28)	3.15 (80)	A	RR10025S
	S612H1-1116	1-11/16"	2.87 (73)	3.39 (86)	1.1 (28)	3.23 (82)	A	RR10025S
	S612H1-34	1-3/4"	2.95 (75)	3.39 (86)	1.18 (30)	3.31 (84)	A	RR10025S
	S612H1-1316	1-13/16"	2.99 (76)	3.39 (86)	1.18 (30)	3.31 (84)	A	RR10025S
	S612H1-78	1-7/8"	3.07 (78)	3.39 (86)	1.26 (32)	3.43 (87)	A	RR10025S
	S612H1-1516	1-15/16"	3.15 (80)	3.39 (86)	1.26 (32)	3.43 (87)	A	RR10025S
	S612H2	2"	3.23 (82)	3.39 (86)	1.26 (32)	3.43 (87)	A	RR10025S
	S612H2-116	2-1/16"	3.27 (83)	3.39 (86)	1.34 (34)	3.43 (87)	A	RR10025S
	S612H2-18	2-1/8"	3.39 (86)	3.39 (86)	1.46 (37)	3.54 (90)	B	RR10025S
	S612H2-316	2-3/16"	3.46 (88)	3.39 (86)	1.46 (37)	3.54 (90)	C	RR10025S
	S612H2-14	2-1/4"	3.54 (90)	3.39 (86)	1.54 (39)	3.74 (95)	C	RR10025S
	S612H2-516	2-5/16"	3.66 (93)	3.39 (86)	1.54 (39)	3.74 (95)	C	RR10025S
	S612H2-38	2-3/8"	3.7 (94)	3.39 (86)	1.54 (39)	3.74 (95)	C	RR10025S
	S612H2-716	2-7/16"	3.78 (96)	3.39 (86)	1.65 (42)	3.94 (100)	C	RR10025S
	S612H2-12	2-1/2"	3.86 (98)	3.39 (86)	1.65 (42)	3.94 (100)	C	RR10025S
	S612H2-916	2-9/16"	3.94 (100)	3.39 (86)	1.65 (42)	3.94 (100)	C	RR10025S
	S612H2-58	2-5/8"	4.02 (102)	3.39 (86)	1.81 (46)	4.13 (105)	C	RR10025S
	S612H2-1116	2-11/16"	4.09 (104)	3.39 (86)	1.81 (46)	4.13 (105)	C	RR10025S
	S612H2-34	2-3/4"	4.17 (106)	3.39 (86)	1.81 (46)	4.13 (105)	C	RR10025S
	S612H2-1316	2-13/16"	4.25 (108)	3.39 (86)	1.93 (49)	4.25 (108)	C	RR10025S
	S612H2-78	2-7/8"	4.33 (110)	3.39 (86)	1.93 (49)	4.25 (108)	C	RR10025S
	S612H2-1516	2-15/16"	4.41 (112)	3.39 (86)	1.93 (49)	4.25 (108)	C	RR10025S
	S612H3	3"	4.45 (113)	3.39 (86)	1.93 (49)	4.25 (108)	C	RR10025S
	S612H3-116	3-1/16"	4.53 (115)	3.39 (86)	2.09 (53)	4.53 (115)	C	RR10025S
	S612H3-18	3-1/8"	4.65 (118)	3.39 (86)	2.09 (53)	4.53 (115)	C	RR10025S
	S612H3-316	3-3/16"	4.72 (120)	3.39 (86)	2.09 (53)	4.53 (115)	C	RR10025S
	S612H3-14	3-1/4"	4.8 (122)	3.39 (86)	2.09 (53)	4.53 (115)	C	RR10025S
	S612H3-516	3-5/16"	4.88 (124)	3.39 (86)	2.2 (56)	4.65 (118)	C	RR10025S

6-PT	Part Number	Output Size	D1 in (mm)	D2 in (mm)	T in (mm)	L in (mm)	Type	Recommended Retaining Ring
STANDARD (cont'd)								
	S612H3-38	3-3/8"	4.96 (126)	3.39 (86)	2.2 (56)	4.65 (118)	C	RR10025S
	S612H3-716	3-7/16"	5.04 (128)	3.39 (86)	2.2 (56)	4.65 (118)	C	RR10025S
	S612H3-12	3-1/2"	5.08 (129)	3.39 (86)	2.32 (59)	4.84 (123)	C	RR10025S
	S612H3-916	3-9/16"	5.16 (131)	3.39 (86)	2.32 (59)	4.84 (123)	C	RR10025S
	S612H3-58	3-5/8"	5.24 (133)	3.39 (86)	2.32 (59)	4.84 (123)	C	RR10025S
	S612H3-1116	3-11/16"	5.31 (135)	3.39 (86)	2.4 (61)	4.84 (123)	C	RR10025S
	S612H3-34	3-3/4"	5.39 (137)	3.74 (95)	2.4 (61)	4.84 (123)	C	RR10025S
	S612H3-1316	3-13/16"	5.39 (137)	3.74 (95)	2.56 (65)	5.12 (130)	C	RR10025S
	S612H3-78	3-7/8"	5.67 (144)	3.74 (95)	2.56 (65)	5.12 (130)	C	RR10025S
	S612H3-1516	3-15/16"	5.67 (144)	3.74 (95)	2.56 (65)	5.12 (130)	C	RR10025S
	S612H4	4"	5.79 (147)	3.74 (95)	2.56 (65)	5.12 (130)	C	RR10025S
	S612H4-116	4-1/16"	5.79 (147)	3.74 (95)	2.68 (68)	5.12 (130)	C	RR10025S
	S612H4-18	4-1/8"	6.06 (154)	3.74 (95)	2.68 (68)	5.12 (130)	C	RR10025S
	S612H4-316	4-3/16"	6.06 (154)	3.74 (95)	2.68 (68)	5.12 (130)	C	RR10025S
	S612H4-14	4-1/4"	6.06 (154)	3.74 (95)	2.83 (72)	5.31 (135)	C	RR10025S
	S612H4-516	4-5/16"	6.18 (157)	3.74 (95)	2.83 (72)	5.31 (135)	C	RR10025S
	S612H4-38	4-3/8"	6.18 (157)	3.74 (95)	2.83 (72)	5.31 (135)	C	RR10025S
	S612H4-716	4-7/16"	6.18 (157)	3.74 (95)	2.83 (72)	5.31 (135)	C	RR10025S
	S612H4-12	4-1/2"	6.46 (164)	3.74 (95)	3.03 (77)	5.51 (140)	C	RR10025S
	S612H4-58	4-5/8"	6.46 (164)	3.74 (95)	3.03 (77)	5.51 (140)	C	RR10025S
	S612H4-34	4-3/4"	6.57 (167)	3.74 (95)	3.03 (77)	5.51 (140)	C	RR10025S
	S612M30	30 mm	2.2 (56)	3.39 (86)	0.83 (21)	3.07 (78)	A	RR10025S
	S612M32	32 mm	2.28 (58)	3.39 (86)	0.87 (22)	3.07 (78)	A	RR10025S
	S612M35	35 mm	2.52 (64)	3.39 (86)	0.87 (22)	3.07 (78)	A	RR10025S
	S612M36	36 mm	2.52 (64)	3.39 (86)	0.94 (24)	3.07 (78)	A	RR10025S
	S612M38	38 mm	2.6 (66)	3.39 (86)	1.02 (26)	3.15 (80)	A	RR10025S
	S612M41	41 mm	2.76 (70)	3.39 (86)	1.1 (28)	3.15 (80)	A	RR10025S
	S612M46	46 mm	2.99 (76)	3.39 (86)	1.18 (30)	3.31 (84)	A	RR10025S
	S612M50	50 mm	3.19 (81)	3.39 (86)	1.26 (32)	3.43 (87)	A	RR10025S
	S612M54	54 mm	3.39 (86)	3.39 (86)	1.46 (37)	3.54 (90)	B	RR10025S
	S612M55	55 mm	3.43 (87)	3.39 (86)	1.46 (37)	3.54 (90)	C	RR10025S
	S612M58	58 mm	3.62 (92)	3.39 (86)	1.54 (39)	3.74 (95)	C	RR10025S
	S612M60	60 mm	3.7 (94)	3.39 (86)	1.54 (39)	3.74 (95)	C	RR10025S
	S612M62	62 mm	3.78 (96)	3.39 (86)	1.65 (42)	3.94 (100)	C	RR10025S
	S612M65	65 mm	3.94 (100)	3.39 (86)	1.65 (42)	3.94 (100)	C	RR10025S
	S612M68	68 mm	4.09 (104)	3.39 (86)	1.81 (46)	4.13 (105)	C	RR10025S
	S612M70	70 mm	4.17 (106)	3.39 (86)	1.81 (46)	4.13 (105)	C	RR10025S
	S612M73	73 mm	4.33 (110)	3.39 (86)	1.93 (49)	4.25 (108)	C	RR10025S
	S612M75	75 mm	4.41 (112)	3.39 (86)	1.93 (49)	4.25 (108)	C	RR10025S

6-PT								
Part Number	Output Size	D1 in (mm)	D2 in (mm)	T in (mm)	L in (mm)	Type	Recommended Retaining Ring	
STANDARD (cont'd)								
S612M78	78 mm	4.53 (115)	3.39 (86)	2.09 (53)	4.53 (115)	C	RR10025S	
S612M80	80 mm	4.69 (119)	3.39 (86)	2.09 (53)	4.53 (115)	C	RR10025S	
S612M85	85 mm	4.92 (125)	3.39 (86)	2.2 (56)	4.65 (118)	C	RR10025S	
S612M90	90 mm	5.16 (131)	3.39 (86)	2.32 (59)	4.84 (123)	C	RR10025S	
S612M95	95 mm	5.39 (137)	3.74 (95)	2.4 (61)	4.84 (123)	C	RR10025S	
S612M100	100 mm	5.67 (144)	3.74 (95)	2.56 (65)	5.12 (130)	C	RR10025S	
S612M105	105 mm	6.06 (154)	3.74 (95)	2.68 (68)	5.12 (130)	C	RR10025S	
S612M110	110 mm	6.18 (157)	3.74 (95)	2.83 (72)	5.31 (135)	C	RR10025S	
S612M115	115 mm	6.46 (164)	3.74 (95)	3.03 (77)	5.51 (140)	C	RR10025S	
S612M120	120 mm	6.57 (167)	3.74 (95)	3.03 (77)	5.51 (140)	C	RR10025S	
S612M125	125 mm	6.85 (174)	5 (127)	3.03 (77)	5.51 (140)	C	RR10035S	
DEEP								
S612H1-58L	1-5/8"	2.76 (70)	3.39 (86)	1.1 (28)	4.53 (115)	A	RR10025S	
S612H1-1116L	1-11/16"	2.87 (73)	3.39 (86)	1.1 (28)	4.53 (115)	A	RR10025S	
S612H1-34L	1-3/4"	2.95 (75)	3.39 (86)	1.18 (30)	4.53 (115)	A	RR10025S	
S612H1-1316L	1-13/16"	2.99 (76)	3.39 (86)	1.18 (30)	4.53 (115)	A	RR10025S	
S612H1-78L	1-7/8"	3.07 (78)	3.39 (86)	1.26 (32)	4.53 (115)	A	RR10025S	
S612H1-1516L	1-15/16"	3.15 (80)	3.39 (86)	1.26 (32)	4.53 (115)	A	RR10025S	
S612H2L	2"	3.23 (82)	3.39 (86)	1.34 (34)	5.31 (135)	A	RR10025S	
S612H2-116L	2-1/16"	3.27 (83)	3.39 (86)	1.34 (34)	5.51 (140)	A	RR10025S	
S612H2-18L	2-1/8"	3.39 (86)	3.39 (86)	1.46 (37)	5.51 (140)	B	RR10025S	
S612H2-316L	2-3/16"	3.46 (88)	3.39 (86)	1.46 (37)	5.51 (140)	C	RR10025S	
S612H2-14L	2-1/4"	3.54 (90)	3.39 (86)	1.54 (39)	5.91 (150)	C	RR10025S	
S612H2-516L	2-5/16"	3.66 (93)	3.39 (86)	1.54 (39)	5.91 (150)	C	RR10025S	
S612H2-38L	2-3/8"	3.7 (94)	3.39 (86)	1.54 (39)	5.91 (150)	C	RR10025S	
S612H2-716L	2-7/16"	3.78 (96)	3.39 (86)	1.65 (42)	5.91 (150)	C	RR10025S	
S612H2-12L	2-1/2"	3.86 (98)	3.39 (86)	1.65 (42)	5.91 (150)	C	RR10025S	
S612H2-916L	2-9/16"	3.94 (100)	3.39 (86)	1.65 (42)	5.91 (150)	C	RR10025S	
S612H2-58L	2-5/8"	4.02 (102)	3.39 (86)	1.81 (46)	5.91 (150)	C	RR10025S	
S612H2-1116L	2-11/16"	4.09 (104)	3.39 (86)	1.81 (46)	5.91 (150)	C	RR10025S	
S612H2-34L	2-3/4"	4.17 (106)	3.39 (86)	1.81 (46)	6.3 (160)	C	RR10025S	
S612H2-1316L	2-13/16"	4.25 (108)	3.39 (86)	1.93 (49)	6.3 (160)	C	RR10025S	
S612H2-78L	2-7/8"	4.33 (110)	3.39 (86)	1.93 (49)	6.3 (160)	C	RR10025S	
S612H2-1516L	2-15/16"	4.41 (112)	3.39 (86)	1.93 (49)	6.69 (170)	C	RR10025S	
S612H3L	3"	4.45 (113)	3.39 (86)	1.93 (49)	6.69 (170)	C	RR10025S	
S612H3-116L	3-1/16"	4.53 (115)	3.39 (86)	2.09 (53)	6.69 (170)	C	RR10025S	
S612H3-18L	3-1/8"	4.65 (118)	3.39 (86)	2.09 (53)	6.69 (170)	C	RR10025S	
S612H3-38L	3-3/8"	4.96 (126)	3.39 (86)	2.2 (56)	6.69 (170)	C	RR10025S	
S612H3-12L	3-1/2"	5.08 (129)	3.39 (86)	2.32 (59)	6.69 (170)	C	RR10025S	
S612H3-916L	3-9/16"	5.16 (131)	3.39 (86)	2.32 (59)	6.69 (170)	C	RR10025S	

6-PT								
Part Number	Output Size	D1 in (mm)	D2 in (mm)	T in (mm)	L in (mm)	Type	Recommended Retaining Ring	
DEEP (cont'd)								
S612H3-34L	3-3/4"	5.39 (137)	3.74 (95)	2.4 (61)	7.09 (180)	C	RR10025S	
S612H3-78L	3-7/8"	5.67 (144)	3.74 (95)	2.56 (65)	7.09 (180)	C	RR10025S	
S612H3-1516L	3-15/16"	5.67 (144)	3.74 (95)	2.56 (65)	7.48 (190)	C	RR10025S	
S612H4L	4"	5.79 (147)	3.74 (95)	2.56 (65)	7.48 (190)	C	RR10025S	
S612H4-116L	4-1/16"	5.79 (147)	3.74 (95)	2.68 (68)	7.48 (190)	C	RR10025S	
S612H4-18L	4-1/8"	6.06 (154)	3.74 (95)	2.68 (68)	7.48 (190)	C	RR10025S	
S612H4-316L	4-3/16"	6.06 (154)	3.74 (95)	2.68 (68)	7.48 (190)	C	RR10025S	
S612H4-14L	4-1/4"	6.06 (154)	3.74 (95)	2.83 (72)	7.48 (190)	C	RR10025S	
S612H4-516L	4-5/16"	6.18 (157)	3.74 (95)	2.83 (72)	7.87 (200)	C	RR10025S	
S612H4-38L	4-3/8"	6.18 (157)	3.74 (95)	2.83 (72)	7.87 (200)	C	RR10025S	
S612H4-716L	4-7/16"	6.18 (157)	3.74 (95)	2.83 (72)	7.87 (200)	C	RR10025S	
S612H4-12L	4-1/2"	6.46 (164)	3.74 (95)	3.03 (77)	8.27 (210)	C	RR10025S	
S612H4-58L	4-5/8"	6.46 (164)	3.74 (95)	3.03 (77)	8.27 (210)	C	RR10025S	
S612H4-34L	4-3/4"	6.57 (167)	3.74 (95)	3.03 (77)	8.27 (210)	C	RR10025S	
S612M41L	41 mm	2.76 (70)	3.39 (86)	1.1 (28)	4.53 (115)	A	RR10025S	
S612M46L	46 mm	2.99 (76)	3.39 (86)	1.18 (30)	4.53 (115)	A	RR10025S	
S612M50L	50 mm	3.19 (81)	3.39 (86)	1.34 (34)	5.31 (135)	A	RR10025S	
S612M54L	54 mm	3.39 (86)	3.39 (86)	1.46 (37)	5.51 (140)	B	RR10025S	
S612M55L	55 mm	3.43 (87)	3.39 (86)	1.46 (37)	5.51 (140)	C	RR10025S	
S612M57L	57 mm	3.54 (90)	3.39 (86)	1.54 (39)	5.91 (150)	C	RR10025S	
S612M60L	60 mm	3.7 (94)	3.39 (86)	1.54 (39)	5.91 (150)	C	RR10025S	
S612M62L	62 mm	3.78 (96)	3.39 (86)	1.65 (42)	5.91 (150)	C	RR10025S	
S612M65L	65 mm	3.94 (100)	3.39 (86)	1.65 (42)	5.91 (150)	C	RR10025S	
S612M70L	70 mm	4.17 (106)	3.39 (86)	1.81 (46)	6.3 (160)	C	RR10025S	
S612M73L	73 mm	4.33 (110)	3.39 (86)	1.93 (49)	6.3 (160)	C	RR10025S	
S612M75L	75 mm	4.41 (112)	3.39 (86)	1.93 (49)	6.69 (170)	C	RR10025S	
S612M76L	76 mm	4.45 (113)	3.39 (86)	1.93 (49)	6.69 (170)	C	RR10025S	
S612M78L	78 mm	4.53 (115)	3.39 (86)	2.09 (53)	6.69 (170)	C	RR10025S	
S612M80L	80 mm	4.69 (119)	3.39 (86)	2.09 (53)	6.69 (170)	C	RR10025S	
S612M85L	85 mm	4.92 (125)	3.39 (86)	2.2 (56)	6.69 (170)	C	RR10025S	
S612M90L	90 mm	5.16 (131)	3.39 (86)	2.32 (59)	6.69 (170)	C	RR10025S	
S612M95L	95 mm	5.39 (137)	3.74 (95)	2.4 (61)	7.09 (180)	C	RR10025S	
S612M100L	100 mm	5.67 (144)	3.74 (95)	2.56 (65)	7.48 (190)	C	RR10025S	
S612M105L	105 mm	6.06 (154)	3.74 (95)	2.68 (68)	7.48 (190)	C	RR10025S	
S612M110L	110 mm	6.18 (157)	3.74 (95)	2.83 (72)	7.87 (200)	C	RR10025S	
S612M115L	115 mm	6.46 (164)	3.74 (95)	3.03 (77)	8.27 (210)	C	RR10025S	
S612M120L	120 mm	6.57 (167)	3.74 (95)	3.03 (77)	8.27 (210)	C	RR10025S	

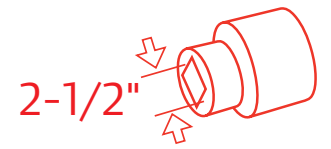
Accessories

	Description	Output Size	Recommended Retaining Ring
A12F8M	1-1/2" female to 1" male adapter	1"	RR10025S
A12F20M	1-1/2" female to 2-1/2" male adapter	2-1/2"	RR10025S
J12	Universal joint	#5 Spline	RR10025S
E125H	5" Extension	1-1/2"	RR10025S
E1210H	10" Extension	1-1/2"	RR10025S
E1212H	12" Extension	1-1/2"	RR10025S
E1220H	20" Extension	1-1/2"	RR10025S



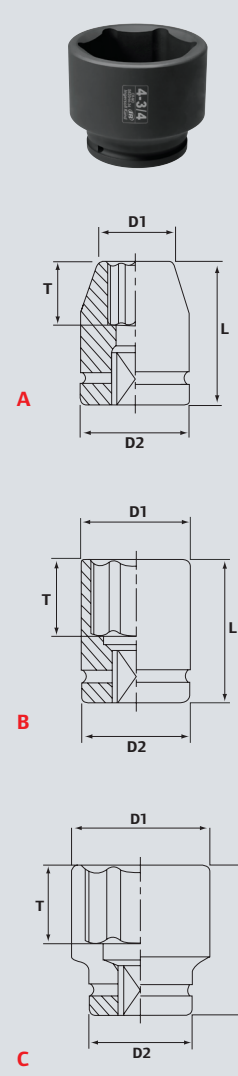
Universal Joint

2-1/2" Square Drive Impact Sockets



Individuals

6-PT	Part Number	Output Size	D1 in (mm)	D2 in (mm)	T in (mm)	L in (mm)	Type	Recommended Retaining Ring or O-Ring / Pin
STANDARD	S620H3	3"	4.72 (120)	5 (127)	1.77 (45)	5.51 (140)	A	RR10035S
	S620H3-18	3-1/8"	4.88 (124)	5 (127)	1.77 (45)	5.51 (140)	A	RR10035S
	S620H3-14	3-1/4"	5 (127)	5 (127)	1.77 (45)	5.51 (140)	B	RR10035S
	S620H3-38	3-3/8"	5.16 (131)	5 (127)	2.05 (52)	5.51 (140)	C	RR10035S
	S620H3-12	3-1/2"	5.31 (135)	5 (127)	2.05 (52)	5.51 (140)	C	RR10035S
	S620H3-58	3-5/8"	5.47 (139)	5 (127)	2.05 (52)	5.71 (145)	C	RR10035S
	S620H3-34	3-3/4"	5.63 (143)	5 (127)	2.05 (52)	5.71 (145)	C	RR10035S
	S620H3-78	3-7/8"	5.79 (147)	5 (127)	2.28 (58)	5.91 (150)	C	RR10035S
	S620H4	4"	5.94 (151)	5 (127)	2.28 (58)	5.91 (150)	C	RR10035S
	S620H4-18	4-1/8"	6.1 (155)	5 (127)	2.28 (58)	6.1 (155)	C	RR10035S
	S620H4-14	4-1/4"	6.26 (159)	5 (127)	2.36 (60)	6.3 (160)	C	RR10035S
	S620H4-38	4-3/8"	6.42 (163)	5 (127)	2.44 (62)	6.5 (165)	C	RR10035S
	S620H4-12	4-1/2"	6.57 (167)	5 (127)	2.44 (62)	6.5 (165)	C	RR10035S
	S620H4-58	4-5/8"	6.77 (172)	5 (127)	2.64 (67)	6.69 (170)	C	RR10035S
	S620H4-34	4-3/4"	6.93 (176)	5 (127)	2.64 (67)	6.69 (170)	C	RR10035S
	S620H4-78	4-7/8"	7.24 (184)	5 (127)	2.83 (72)	6.89 (175)	C	RR10035S
	S620H5	5"	7.24 (184)	5 (127)	2.83 (72)	6.89 (175)	C	RR10035S
	S620H5-18	5-1/8"	7.36 (187)	5.98 (152)	2.83 (72)	6.89 (175)	C	588-216 & 588-215
	S620H5-14	5-1/4"	7.64 (194)	5.98 (152)	2.83 (72)	6.89 (175)	C	588-216 & 588-215
	S620H5-38	5-3/8"	7.76 (197)	5.98 (152)	3.03 (77)	7.09 (180)	C	588-216 & 588-215
	S620H5-12	5-1/2"	8.03 (204)	5.98 (152)	3.03 (77)	7.09 (180)	C	588-216 & 588-215
	S620H5-58	5-5/8"	8.15 (207)	5.98 (152)	3.27 (83)	7.28 (185)	C	588-216 & 588-215
	S620H5-34	5-3/4"	8.43 (214)	5.98 (152)	3.27 (83)	7.28 (185)	C	588-216 & 588-215
	S620H5-78	5-7/8"	8.43 (214)	5.98 (152)	3.27 (83)	7.28 (185)	C	588-216 & 588-215
	S620H6	6"	8.54 (217)	5.98 (152)	3.27 (83)	7.28 (185)	C	588-216 & 588-215
	S620H6-18	6-1/8"	8.82 (224)	5.98 (152)	3.54 (90)	7.48 (190)	C	588-216 & 588-215
	S620H6-14	6-1/4"	8.94 (227)	5.98 (152)	3.54 (90)	7.48 (190)	C	588-216 & 588-215
	S620H6-38	6-3/8"	9.21 (234)	5.98 (152)	3.74 (95)	7.68 (195)	C	588-216 & 588-215
	S620H6-12	6-1/2"	9.21 (234)	5.98 (152)	3.74 (95)	7.68 (195)	C	588-216 & 588-215
	S620H6-58	6-5/8"	9.33 (237)	5.98 (152)	3.74 (95)	7.68 (195)	C	588-216 & 588-215
	S620H6-34	6-3/4"	9.61 (244)	5.98 (152)	3.74 (95)	7.68 (195)	C	588-216 & 588-215
	S620H6-78	6-7/8"	9.72 (247)	5.98 (152)	3.94 (100)	7.87 (200)	C	588-216 & 588-215
S620H7	7"	10 (254)	5.98 (152)	3.94 (100)	7.87 (200)	C	588-216 & 588-215	
S620H7-12	7-1/2"	10.39 (264)	5.98 (152)	4.13 (105)	8.27 (210)	C	588-216 & 588-215	
S620H7-58	7-5/8"	10.51 (267)	5.98 (152)	4.13 (105)	8.27 (210)	C	588-216 & 588-215	



#5 Spline Square Drive Impact Sockets



6-PT	Part Number	Output Size	D1 in (mm)	D2 in (mm)	T in (mm)	L in (mm)	Type	Recommended Retaining Ring or O-Ring / Pin
STANDARD (cont'd)								
	S620H7-78	7-7/8"	10.79 (274)	5.98 (152)	4.33 (110)	8.66 (220)	C	588-216 & 588-215
	S620H8	8"	10.91 (277)	5.98 (152)	4.33 (110)	8.66 (220)	C	588-216 & 588-215
	S620M75	75 mm	4.65 (118)	5 (127)	1.65 (42)	5.51 (140)	A	RR10035S
	S620M76	76 mm	4.8 (122)	5 (127)	1.77 (45)	5.51 (140)	A	RR10035S
	S620M80	80 mm	4.88 (124)	5 (127)	1.77 (45)	5.51 (140)	B	RR10035S
	S620M85	85 mm	5.12 (130)	5 (127)	2.05 (52)	5.51 (140)	C	RR10035S
	S620M90	90 mm	5.35 (136)	5 (127)	2.05 (52)	5.71 (145)	C	RR10035S
	S620M95	95 mm	5.63 (143)	5 (127)	2.05 (52)	5.71 (145)	C	RR10035S
	S620M100	100 mm	5.87 (149)	5 (127)	2.28 (58)	5.91 (150)	C	RR10035S
	S620M105	105 mm	6.1 (155)	5 (127)	2.28 (58)	6.1 (155)	C	RR10035S
	S620M110	110 mm	6.34 (161)	5 (127)	2.36 (60)	6.3 (160)	C	RR10035S
	S620M115	115 mm	6.57 (167)	5 (127)	2.44 (62)	6.5 (165)	C	RR10035S
	S620M120	120 mm	6.93 (176)	5 (127)	2.64 (67)	6.69 (170)	C	RR10035S
	S620M125	125 mm	7.24 (184)	5 (127)	2.83 (72)	6.89 (175)	C	RR10035S
	S620M130	130 mm	7.36 (187)	5.98 (152)	2.83 (72)	6.89 (175)	C	588-216 & 588-215
	S620M135	135 mm	7.64 (194)	5.98 (152)	3.03 (77)	7.09 (180)	C	588-216 & 588-215
	S620M140	140 mm	8.03 (204)	5.98 (152)	3.03 (77)	7.09 (180)	C	588-216 & 588-215
	S620M145	145 mm	8.15 (207)	5.98 (152)	3.27 (83)	7.28 (185)	C	588-216 & 588-215
	S620M150	150 mm	8.43 (214)	5.98 (152)	3.27 (83)	7.28 (185)	C	588-216 & 588-215
	S620M155	155 mm	8.82 (224)	5.98 (152)	3.54 (90)	7.48 (190)	C	588-216 & 588-215
	S620M160	160 mm	8.94 (227)	5.98 (152)	3.54 (90)	7.48 (190)	C	588-216 & 588-215
	S620M165	165 mm	9.21 (234)	5.98 (152)	3.74 (95)	7.68 (195)	C	588-216 & 588-215
	S620M170	170 mm	9.61 (244)	5.98 (152)	3.74 (95)	7.68 (195)	C	588-216 & 588-215
	S620M175	175 mm	9.72 (247)	5.98 (152)	3.94 (100)	7.87 (200)	C	588-216 & 588-215
	S620M180	180 mm	10 (254)	5.98 (152)	3.94 (100)	7.87 (200)	C	588-216 & 588-215
	S620M185	185 mm	10.12 (257)	5.98 (152)	4.13 (105)	8.27 (210)	C	588-216 & 588-215
	S620M190	190 mm	10.39 (264)	5.98 (152)	4.13 (105)	8.27 (210)	C	588-216 & 588-215
	S620M200	200 mm	10.79 (274)	5.98 (152)	4.33 (110)	8.66 (220)	C	588-216 & 588-215

Individuals

6-PT	Part Number	Output Size	D1 in (mm)	D2 in (mm)	T in (mm)	L in (mm)	Type	
STANDARD								
	S65SH1-116	1-1/16"	1.89 (48)	2.17 (55)	0.94 (24)	3.15 (80)	A	
	S65SH1-118	1-1/8"	1.89 (48)	2.17 (55)	0.94 (24)	3.15 (80)	A	
	S65SH1-114	1-1/4"	2.17 (55)	2.17 (55)	0.94 (24)	3.15 (80)	B	
	S65SM33	33 mm	2.17 (55)	2.17 (55)	0.94 (24)	3.15 (80)	B	
	S65SM35	35 mm	2.24 (57)	2.17 (55)	0.94 (24)	3.15 (80)	C	
	S65SM38	38 mm	2.36 (60)	2.17 (55)	0.94 (24)	3.15 (80)	C	
	S65SM41	41 mm	2.64 (67)	2.17 (55)	0.94 (24)	3.15 (80)	C	
	S65SH1-34	1-3/4"	2.87 (73)	2.56 (65)	1.5 (38)	3.15 (80)	C	
	S65SH1-12	1-1/2"	2.36 (60)	2.17 (55)	0.94 (24)	3.15 (80)	C	
	S65SH78	7/8"	1.73 (44)	2.17 (55)	0.94 (24)	3.15 (80)	A	
	S65SH1516	15/16"	1.73 (44)	2.17 (55)	0.94 (24)	3.15 (80)	A	
	S65SH1	1"	1.81 (46)	2.17 (55)	0.94 (24)	3.15 (80)	A	
	S65SH1-316	1-3/16"	2.01 (51)	2.17 (55)	0.94 (24)	3.15 (80)	A	
	4-PT							
	STANDARD							
	S45SM17	17 mm	1.73 (44)	2.17 (55)	0.94 (24)	3.15 (80)	A	
	S45SM21	21 mm	1.73 (44)	2.17 (55)	0.94 (24)	3.15 (80)	A	
	S45SH1316	13/16"	1.73 (44)	2.17 (55)	0.94 (24)	3.15 (80)	A	
	S45SH1516	15/16"	1.73 (44)	2.17 (55)	0.94 (24)	3.15 (80)	A	


Accessories

Description	Output Size	Recommended Retaining Ring
A20F12M 2-1/2" female to 1-1/2" male adapter	1-1/2"	R10035S
E205H 5" Extension	2-1/2"	R10035S
E2010H 10" Extension	2-1/2"	R10035S
E2020H 20" Extension	2-1/2"	R10035S




Extension

Retaining Rings

	Part Number	Quantity	Internal in (mm)	Material
	RR10001	10	3/5" (15)	Plastic
	RR10002	10	2/3" (17)	Plastic
	RR10003	10	3/4" (19)	Plastic
	RR10004	10	4/5" (20)	Plastic
	RR10011	10	5/6" (20.8)	Plastic
	RR10005	10	6/7" (22)	Plastic
	RR10006	10	1" (24)	Plastic
	RR10008	10	1-1/7" (29)	Plastic
	RR10013	10	1-1/5" (30.5)	Plastic
	RR10005S	1	1-1/4" (32)	Plastic & Steel insert
	RR10009	10	1-2/7" (33)	Plastic
	RR10032S	1	1-3/7" (36.5)	Plastic & Steel insert
	RR10010	10	1-1/2" (37)	Plastic
	RR10034S	1	1-5/8" (41.5)	Plastic & Steel insert
	RR10008S	1	1-3/4" (44.5)	Plastic & Steel insert
	RR10010S	1	2" (49)	Plastic & Steel insert
	RR10015S	1	2-1/8" - 2-1/4" (54-57)	Plastic & Steel insert
	RR10017S	1	2-1/2" (63.5)	Plastic & Steel insert
	RR10019S	1	2-2/3" (67)	Plastic & Steel insert
	RR10020S	1	3" (76)	Plastic & Steel insert
RR10025S	1	3-2/5" (86)	Plastic & Steel insert	
RR10030S	1	3-7/8" (98.5)	Plastic & Steel insert	
RR10035S	1	4-3/8" (111)	Plastic & Steel insert	

Industrial Grade Impact Socket Displays

	Part Number	Description	Dimensions (H x W x D)	Weight (lb)
<p>Ingersoll Rand offers an extensive line of display racks to enhance your P.O.P. sales. Each display comes with an array of sockets and accessories for available drive sizes. Details of what is included with each display rack can be found in the Socket Display catalog (IRITS-1107-047) or at ingersollrandproducts.com/accessories.</p>  <p>All racks include a header sign.</p> <p>Versatile displays mount on pegboard or can be used as a freestanding counter display as shown!</p>	SD-38S	3/8" Drive standard impact sockets	22" x 24" x 16"	23
	SD-38D	3/8" Drive deep impact sockets	22" x 24" x 16"	42
	SD-38C	3/8" Drive combo impact sockets	22" x 24" x 16"	32
	SD-12S	1/2" Drive standard impact sockets	22" x 24" x 16"	39
	SD-12D	1/2" Drive deep impact sockets	22" x 24" x 16"	66
	SD-12C	1/2" Drive combo impact sockets	22" x 24" x 16"	66
	SD-34	3/4" Drive standard & deep impact sockets	27.25" x 24.5" x 2"	75
	SD-1	1" Drive standard & deep impact sockets	27.25" x 24.5" x 2"	105