

BO-TUBE192
IP65 WIRELESS BATTERY
360° PIXEL TUBE



USERMANUAL

Please read over this manual before operating the light

1. Introduction

Unpacking: Thank you for purchasing this product, all products has been thoroughly tested and has been shipped in perfect operating condition. Carefully check the shipping carton for damage that may have occurred during shipping. If the carton appears to be damaged, carefully inspect your fixture for any damage and be sure all accessories necessary to operate the unit has arrived intact. In the case damage has been found or parts are missing, please contact the manufacturer or your dealer for further instructions. Do not return this unit to your dealer without first contacting.

Introduction: The Light is a DMX intelligent and battery powered LED par light. This par light is light weight and compact which makes it a great piece for mobile DJ"s and clubs.

Warning! To prevent or reduce the risk of electrical shock or fire, do not expose this unit to rain or moisture.

Caution! There are no user serviceable parts inside this unit. Do not attempt any repairs yourself; doing so will void your manufactures warranty. In the unlikely event your unit may require service please contact the manufacturer or your dealer.

PLEASE recycle the shipping carton whenever possible.

General Instructions

To optimize the performance of this product, please read these operating instructions carefully to familiarize you with the basic operations of this unit. These instructions contain important safety information regarding the use and maintenance of this unit. Please keep this manual with the unit, for future reference.

Notice :please pay attention to ventilation, to prevent the battery overheat cause burning When charging.



2. Specifications

- Power input : 100-240V AC 50-60Hz
- Power: 28W
- Battery capacity: 9600mAh
- Light Source: LED5050 192*0.2W RGBWA 5in1
- Channel mode : 5/6/7/12/40/80/160CH
- Control mode: wireless dmx(Guangzhou/Sweden protocol), infrared remote, Master-slave, sound, auto, App control
- Maximum running time (full light): 1 hour /2 hours /3 hours /4 hours /5 hours/ 6 hours /7 hours/8 hours /9 hours /10 hours /11 hours /12 hours mode is optional.
- Maximum running time (solid light): up to 8 hours.
- Stroboscopic: 1-20HZ
- Dimming: 4 dimming modes
- Effect: 68 preset colorful effects
- Control panel: OLED display screen
- IP rating: IP65
- Net weight: 1.7kg
- Dimensions: 53*1436*1506mm
- Heat dissipation system: natural heat dissipation
- Shell: aluminum alloy, semi-light oxidized fine black sand.

2.1 Features:

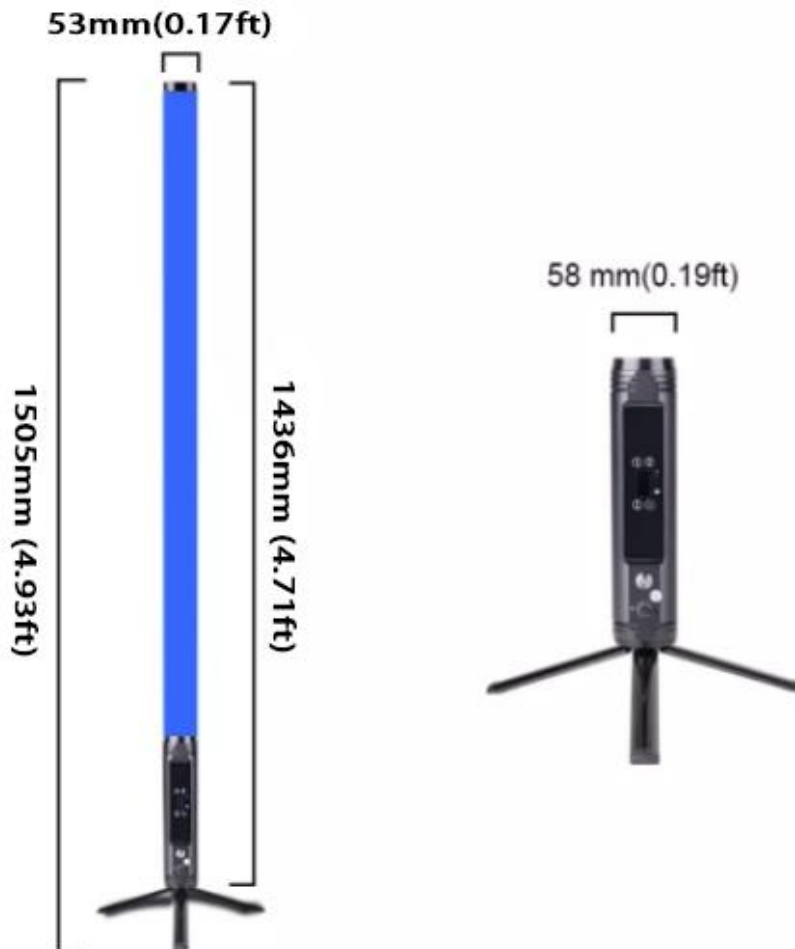
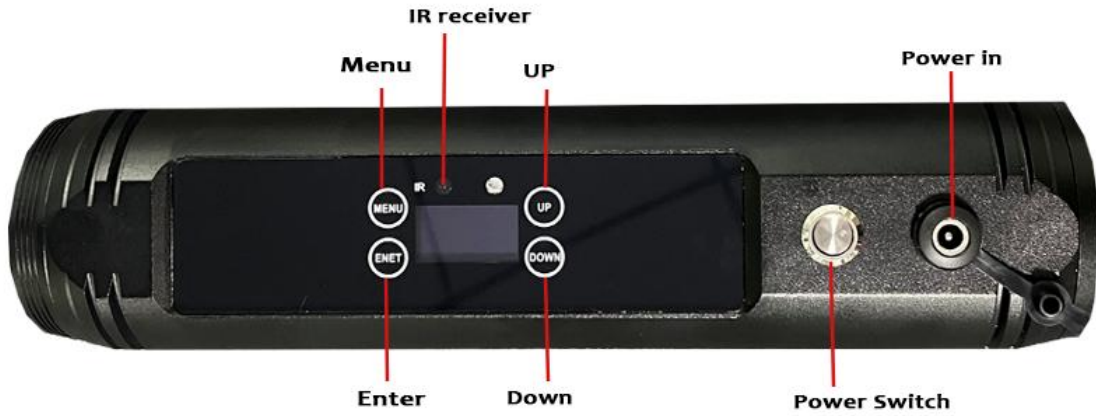
1. System functions: voice control/self-propelled/color temperature/color saturation
2. System upgrade: wireless DMX512 software upgrade
3. Temperature protection function
4. Battery management function
5. Infrared remote control, wireless DMX512 (Guangzhou/Sweden protocol)
6. Support mobile APP control (Android and Apple)

2.2 Charging

Most important: FIRST CHARGE THE FIXTURES FOR 6-7Hours on the First Charge before use. Plug in Power cord. Turn off Power Switch and Turn off other switch to charge.

3. Operation

3.1 Control Panel



3.2 Operate menu:

Address	001--512	Address 001-512	
	5CH	5 channel	
	6CH	6 channel	
	7CH	7 channel	
	12CH	12 channel	
	40CH	40 channel	
	80CH	80 channel	
	160CH	160 channel	
DMX Fail	Hold	DMX512 data hold	
	Blakout	DMX512 data does not hold (black field)	
Dimmer Curve	Curve 1	linear curve	
	Curve 2	square curve	
	Curve 3	logarithmic curve	
	Curve 4	S-curve	
Custom	Red: 0-255	red manual dimming	
	Green: 0-255	Green manual dimming	
	Blue: 0-255	blue manual dimming	
	White: 0-255	white manual dimming	
	Yellow: 0-255	Yellow manual dimming	
Program	Color	DIM:0-255	
		Color:1-27	
		Strobe:0-255	
	Lee Color	Lee Color	DIM:0-255
			L101
			L102
			L105
			L106
			L107
			L110
			L111
			L115
			L116
			L118
			L119
			L121
			L124
			L126
			L127
			L128
L132			
L135			

			L139
			L147
			L151
			L152
			L158
			L164
			L174
			L179
			L180
			L201
			L203
			L204
		Strobe:0-255	
	CCT	DIM:0-255	
		CCT	2700K
			3000K
			3200K
			3500K
			3800K
			4100K
			4400K
			4700K
			5000K
			5300K
			5600K
			5900K
			6200K
			6500K
			6800K
			7100K
			7400K
			7700K
			8000K
			8300K
			8600K
			8900K
			9200K
			9500K
		9800K	
			10000K
			10500K
			11000K
			10500K

			11000K
			11500K
			12000K
		G/M:-1.00--1.00	
	HSI	DIM:0-255	
		HUE:0-360	
		STA:0-100	
	Auto	Auto Mode:0-60	
		Speed:1-16	
		Color:0-27	
	Sound	Sound Mode:0-3	
		SENS:0-100	
		Color:0-27	
	WIFI	LED_XXX	
Master/Slave	Master		
	Slave		
Wireless DMX	On		
	Off		
	Clear		
	Pairing		
Run Time	1h/2h/3h/4h/5h/6h/7h/8h/9h/10h/11h/12h		
Information	Version1.0		
	Current Time 00H35M 00S		
IR	ON		
	OFF		
Menu Lock	ON		
	OFF		
Back Light	Always On		
	10s		
	20s		
	30s		
Factory Reset	ON		
	YES		

4. DMX Channel Functions

When using a DMX controller, use the chart below to reference each channel's function.

CH	5CH	6CH	7CH	12CH	40CH	80CH	160CH
CH1	0-255 red dimming	0-1 closed light 1-255 total dimming	0-1 closed light 1-255 total dimming	0-1 closed light 1-255 total dimming	R-1	R-1	R-1
CH2	0-255 green dimming	0-10 no strobe 11-255 strobe	0-10 no strobe 11-255 strobe	0-10 no strobe 11-255 strobe	G-1	G-1	G-1
CH3	0-255 blue dimming	0-4 none 5-255 RGB color mixing	0-255 red dimming	0-10 cycle color mixing 11-19 red 20-28 green 29-37 blue 38-46 white 47-55 yellow 56-64 red + green 65-73 green + blue 74-82 red + blue 83-91 red + green 92-100 green + blue 101-109 red + yellow 110-118 red + green 119-127 green + blue 128-136 red 137-145 blue + yellow 146-154 yellow + white 155-163 green+white 164-172 green+amber 173-181 red + blue + white 182-190 red + yellow + white 191-199 green + blue + white 200-208 green + blue + yellow 209-217 blue + yellow + white 218-226 red + green + blue + white	B-1	B-1	B-1

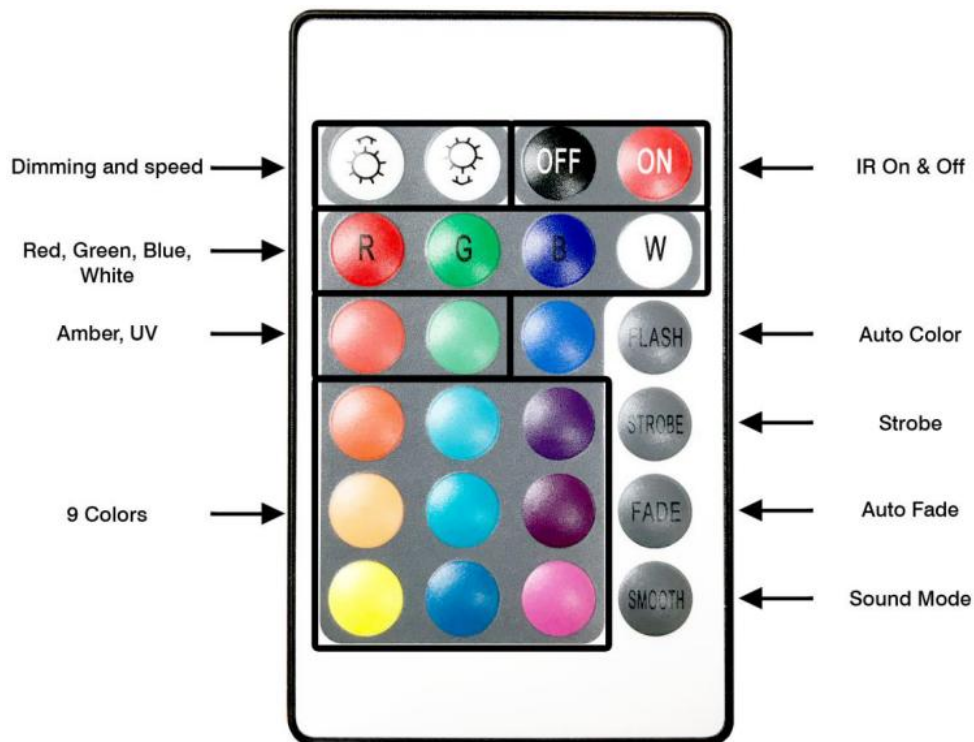
				227-235 red + green + blue + white 236-244 green + blue + white + yellow 245-255 red+green+blue+white+yellow			
CH4	0-255 white dimming	0-255 dimming	0-255 green dimming	0-16 none 17-33 base color red 34-50 background color green 51-67 background color blue 68-84 background color white 85-101 background color yellow 102-118 base color red + green 119-135 background color green + blue 136-152 base color red + blue 153-169 background color red + green 170-186 background color green + blue 187-203 background color red + yellow 204-220 background color red + green 221-237 background color green + blue 238-254 background color red + blue 255 base color blue + yellow	W-1	W-1	W-1
CH5	0-255 Amber dimming	0-4 none 5-255 color temperature	0-255 blue dimming	0-1 none 2-255 base light	Y-1	Y-1	Y-1
CH6		0-255 color saturation	0-255 white dimming	0-10 none 11-214 effects (60 types, 3 values for one effect)	R-2	R-2	R-2

				215-220 full effect 221-255 voice control			
CH7			0-255 Amber dimming	0-255 effect speed	G-2	G-2	G-2
CH8				0-255 red dimming	B-2	B-2	B-2
CH9				0-255 green dimming	W-2	W-2	W-2
CH10				0-255 blue dimming	Y-3	Y-3	Y-3
CH11				0-255 white dimming	R-3	R-3	R-3
CH12				0-255 yellow dimming	G-3	G-3	G-3
CH13					B-3	B-3	B-3
CH14					W-3	W-3	W-3
CH15					Y-3	Y-3	Y-3
CH16					R-4	R-4	R-4
CH17					G-4	G-4	G-4
CH18					B-4	B-4	B-4
CH19					W-4	W-4	W-4
CH20					Y-4	Y-4	Y-4
CH21					R-5	R-5	R-5
CH22					G-5	G-5	G-5
CH23					B-5	B-5	B-5
CH24					W-5	W-5	W-5
CH25					Y-5	Y-5	Y-5
CH26					R-6	R-6	R-6
CH27					G-6	G-6	G-6
CH28					B-6	B-6	B-6
CH29					W-6	W-6	W-6
CH30					Y-6	Y-6	Y-6
CH31					R-7	R-7	R-7
CH32					G-7	G-7	G-7
CH33					B-7	B-7	B-7
CH34					W-7	W-7	W-7
CH35					Y-7	Y-7	Y-7
CH36					R-8	R-8	R-8
CH37					G-8	G-8	G-8
CH38					B-8	B-8	B-8
CH39					W-8	W-8	W-8
CH40					Y-8	Y-8	Y-8
.....					
CH156							R-32
CH157							G-32
CH158							B-32
CH159							W-32
CH160							Y-32

5. Advanced parameter settings: (In A001 mode, press the “ENTER”key for 3 seconds to enter)

Red	000-255	Red current regulation
Green	000-255	Green current regulation
Blue	000-255	blue current regulation
White	000-255	white current regulation
Yellow	000-255	yellow current regulation
State	Single	currently bright
	Whole	full light
T.Limit	060	Power reduction setting (OFF/function off, power reduction on/40-100 degrees adjustable range)
Delay	YES	Dimming delay on
	NO	Dimming delay off

6. Infrared remote control functions:



1, dimming up button

2, dimming down button

3, OFF closed light pause

4, ON light running

5, R, G, B, W, A keys are 5 kinds of basic color, up and down keys to adjust the brightness.

6, The UV key is the color temperature, up and down keys to adjust the color temperature

7, The 0 key is A001 mode, and the up and down keys adjust the address code

8, 1-9 number keys are 9 static color mixing (AC 1...AC 9)

9, The AUTO key is the color-changing mode, and the up and down keys adjust the speed

10, The STROBE key is the color selection strobe mode (27 types are optional), and the up and down keys are used to adjust the speed

7. WIFI mode of operation

In the "User Settings" screen, press the MENU key to select "Program", and use the UP / DOWN keys to select "WiFi" (WIFI mode). Press the ENTER button, there will be a WiFi name, then you can set your phone to make the connection control. Open the phone setup function, and find the wireless network WLAN entry, to connect the device named LED_xxx.

For IOS,Please search "**Both Lighting**" in app store.

For Android,Please Scan this QR code for download.

