

G BALL JOINT BI-HEX SOCKET

- For quick, easy and professional loosening and tightening of the supporting joint flat nut.
- The design of the socket wrench allows the supporting joint pin to be held in place when the nut is loosened or tightened, and it allows the use of a 1/2" screwdriver.
- Slipping is impossible and the high tightening torque (up to 250 Nm) can be applied and transmitted precisely.



PLUS
THE SOCKET WRENCH
SPECIALLY ADAPTED TO THE
NUT ENGAGES FRICTIONALLY
IN THE NUT PROFILE.



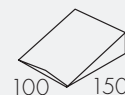
43 MM

MERCEDES

OEM A002 990 71 54



GO CODE **351**
with 1 pcs. **kg** 0,2 kg



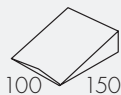
32 MM

MERCEDES

A 002 990 68 54



GO CODE **352**
with 1 pcs. **kg** 0,2 kg



24 MM

MERCEDES

A 005 990 24 50



GO CODE **353**
with 1 pcs. **kg** 0,2 kg



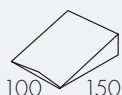
31.5 MM

FORD

2 216 529



GO CODE **354**
with 1 pcs. **kg** 0,2 kg



GO351	MERCEDES	OEM
	W 167: GLE and GLS	Front and rear axle
	W 205: C-Class 4Matic and AMG models (sedan, Tmodel, coupe and convertible)	Front axle
	W 213: E-Class 4Matic and AMG models (sedan, model T)	Front axle
	W 238: E-Class 4Matic and AMG models (coupé, cabriolet)	Front axle
	W 253: GLC AMG and GLC Coupé	Front axle
	W 257: CLS 50 AMG Coupé	Front axle
		 A002 990 71 54

GO352	MERCEDES	OEM
	C 300: 4Matic, Base (2.0L I4 - Electric/Gas)	Upper, Front Upper, Left Upper, Right Upper A 002 990 68 54
	C 43 AMG: 4Matic (2.0L I4 - Electric/Gas, 3.0L V6 - Gas)	
	S 580e: 4Matic (3.0L I6 - Electric/Gas)	
	C 300: 4Matic, Base (2.0L I4 - Electric/Gas, 2.0L I4 - Gas)	
	C 43 AMG: 4Matic (3.0L V6 - Gas)	
	EQS 450+: Base (Electric)	
	EQS 580: 4Matic (Electric)	
	EQS AMG: 4Matic (Electric)	
	S 500: 4Matic (3.0L I6 - Electric/Gas)	
	S 580: 4Matic (4.0L V8 - Electric/Gas)	
	C 43 AMG: 4Matic, Base (3.0L V6 - Gas)	
	C 350e: Base (2.0L I4 - Electric/Gas)	
	C 450 AMG: 4Matic (3.0L V6 - Gas)	
	C 63 AMG: Base (4.0L V8 - Gas)	
	C 300: 4Matic, Base (2.0L I4 - Gas)	
	C 400: 4Matic (3.0L V6 - Gas)	
C 63 AMG S: Base (4.0L V8 - Gas)		

GO353	MERCEDES - 4MATIC	OEM
	M-Klasse 166	Front axle, lower, bilateral A 005 990 24 50
	GLE-Klasse 292,	
	C-Klasse 205	
	E-Klasse 213	
	GLB-Klasse 247	
	CLK-Klasse 209	
	GLC-Klasse 253	
	S-Klasse 222	
	SL-Klasse 231	
	GLC-Klasse 254	
	EQC-Klasse 293	
	CLS-Klasse 257	
	AMG-Klasse 290	
	EQE-Klasse 294	

GO354	FORD	OEM
	C-Max Energi 2014-2018	Front side, left and right, Rear, left and right side 2 216 529
	C-Max 2018-2019	
	Focus 2018 -	
	Kuga 2017-	
	Mustang 2015-	
	Connect MK2	
Torneo Connect 2017-		