

SPIGOT BEARING TOOL - INSTRUCTIONS

 **09584000**



Applications:

- For RWD Ford Transit / Ranger 2.2 / 2.4 / 3.2,
- The bearing can also be found on the following vehicles permitting the tool to be used where space allows;
- Mercedes-Benz: A208 '98 - / A209 '03 - / A124 '93 - / C208 '97 - / C209 '02 - / C124 '92 - / R170 '96 - / R230 '03 - / S124 '92 - / S202 '96 - / S203 '01 - / S210 '96 - / S211 '03 - / W124 '92 - / W140 '93 - / W163 '98 - / W202 '93 - / W210 '95 - / W211 '02 - / W638/2 '96 - / W901, W902 '00 - / W903 '00 - / W904 '00 - / W905 '01 -
- Volkswagen : Crafter - 2E, 2F '06- / Touareg 7LA, 7L6, 7L7 '04-

OEM References:

- Ford: OE-1096277 / OE-YC1R-7600-AA
- Mercedes-Benz: OE-018 981 25 10 / OE-A 018 981 25 10




SET UP


Step 1



Using Adaptor 2



Using Adaptor 3




If the hole is not big enough to accept adaptor number 3, adaptor number 2 is used to open up the face of the bearing.

Step 2

Insert adaptor as shown in Fig. A with feet locking under ridge in bearing as shown in Fig. B.



B



Step 3

Insert screw and adaptor. Put sleeve, nut and washer onto rod with nut and washer greased, as shown in Fig. C. Hold spindle with spanner and turn nut to remove bearing.

