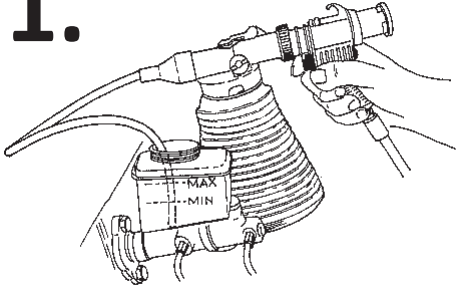




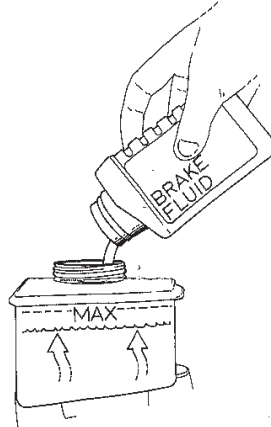
## 03481100 - Brake Fluid Auto Filler

**1.**



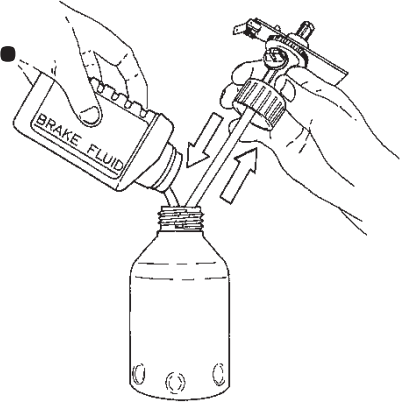
If changing brake fluid evacuate old fluid from master cylinder reservoir

**2.**




Top up to correct level with new brake fluid

**3.**



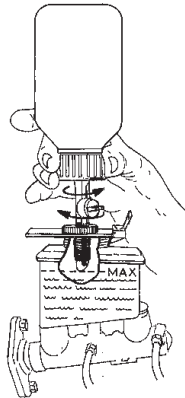
Remove Refiller lid and fill with new brake fluid

**4.**



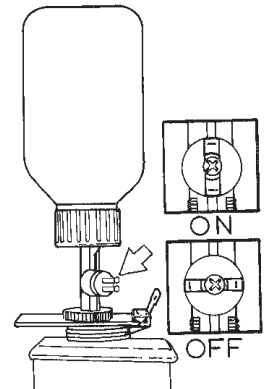
Depress locking lever and place onto reservoir opening ensuring locating lug enters inside. Release locking lever and ensure unit is secure

**5.**



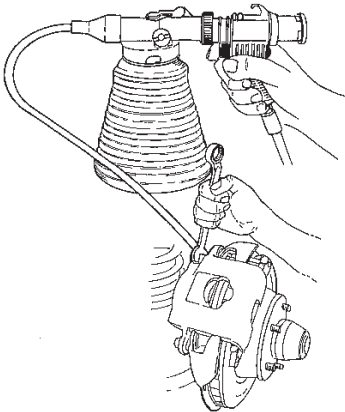
Adjust height of unit so that spout tip is at max level

**6.**



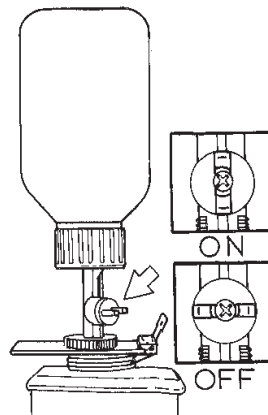
Turn tap to 'ON' position

**7.**



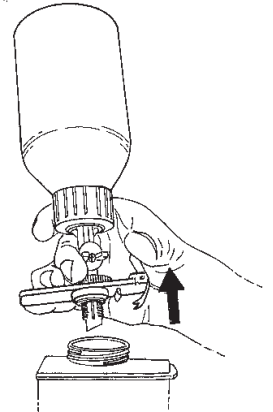
Perform brake bleeding in accordance with manufacturers specifications

**8.**



At completion of bleeding turn Refiller tap to 'OFF' position

**9.**



Depress locking lever and remove unit  
Ensure brake fluid is at correct level