

DIESEL INJECTOR SEAT CUTTER SET

 **01750000**

Safety Precautions:

- Always refer to the vehicle manufacturers specifications
- Always wear overalls, gloves and safety glasses when working with diesel fuel
- The 01750000 set should only be used by appropriately trained personnel
- For best practice the cylinder head should be removed from the engine to ensure no metal filings enter the combustion chamber



Kit Contents:

- 15mm Flat Cutter for Universal Injectors (no.3)
- 17mm Flat Cutter for Delphi/Bosch Injectors (BMW/PSA/Renault/Ford) (no.2)
- 19mm Flat Cutter for Bosch Injectors (no.1)
- 19mm Angled Cutter for Fiat/Iveco 2.3 / 3.0L (no.5)
- 21mm Angled Cutter for Fiat/Iveco (no.4)
- For Mercedes use no1 or no3.
- 1 x T handle
- 1 x Pilot Post



Injector “Blow-by” = the leaking of combustion gasses from the cylinder past the injector seat.

Common Symptoms that can be caused by injector “blow-by”:

- Poor starting
- Erratic idle
- Hesitation on acceleration
- Excessive smoke
- Black “tar” build up around injectors
- Noise from injectors (“chuffing” sound)
- Loss of compression

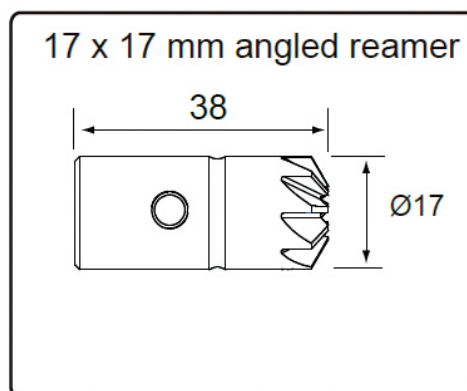
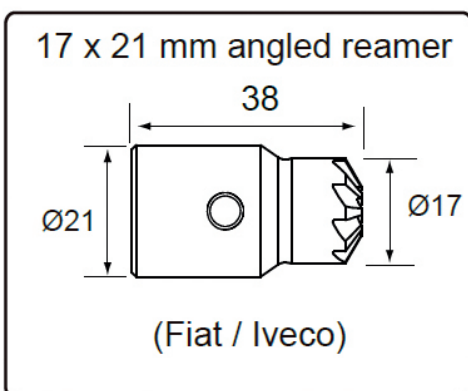
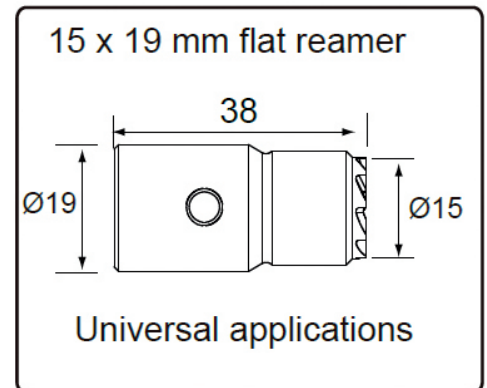
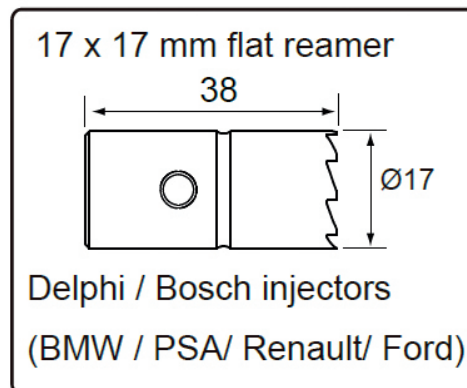
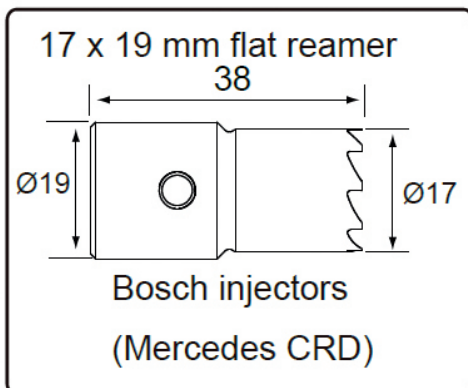
Instructions for use:

- Identify injector “blow-by” exists (see previous page for possible symptoms)
- Gain access to the injectors and remove them
- Select appropriate cutter from 01750000 kit
- Slide required cutter onto pilot post and tighten internal hex screw
- Place assembled cutter into injector recess
- Using the T bar and socket supplied apply only a small amount of pressure whilst turning the cutter in a clockwise direction only. Use a small amount of light lubricant whilst performing the cut to reduce chattering and help give a flat cut. Do not over cut the seat only remove enough metal to form a good seat.
- Thoroughly clean the seat and remove all swarf
- Fit injectors as per manufacturers instructions

N.B. it is recommended that seat facing is done with the cylinder head removed to ensure no contamination enters the combustion chamber. If facing is done with the head in place make sure the end of the cutter is covered in grease to encourage any metal filings to stick to the reamer.

Disclaimer: Sykes-Pickavant can not accept any liability for engine damage caused as a result of contamination entering the combustion chamber or for over cutting of the injector seats.

Cutter sizes & applications:



Spare cutters available:

Ref	Part No.	Type	Applications
1	01750170	19mm flat	Bosch
2	01750270	17mm flat	Delphi/Bosch injectors (BMW/PSA/Renault/ Ford)
3	01750370	15mm flat	Universal
4	01750470	21mm angled	Fiat/Iveco injectors
5	01750570	19mm angled	Fiat/Iveco injectors