

hegen






Hegen Teat

Instructions for Use



**BPA
BPS
FREE**

Phthalate-Free
and PVC-Free

Extra Slow	Slow Flow	Med Flow	Fast Flow	Thick Feed
				
0m+	1m+	3m+	6m+	6m+

Please make sure you use a teat with the correct flow rate when you feed your baby. Inspect all items before each use. Pull the feeding teat in all directions. Throw away at the first signs of damage or weakness. For safety and hygiene reasons, we recommend replacing teats after every 3 months.

*Only use Hegen teats with Hegen Feeding bottles.

For more information on our products, please visit www.hegen.com.

For your child's safety and health **WARNING!**

Always use this product with adult supervision. • Never use feeding teats as a soother. • Continuous and prolonged sucking of fluids will cause tooth decay. • Always check food temperature before feeding. • Keep all components not in use out of the reach of children. • Before first use, clean the product. • Inspect before each use and pull the feeding teat in all directions. Throw away at the first signs of damage or weakness. • Do not leave a feeding teat in direct sunlight or heat, or leave in disinfectant ("sterilising solution") for longer than recommended as this may weaken the teat. • Before first use place in boiling water for 5 minutes. This is to ensure hygiene. • Clean before each use. • Dishwasher safe (top rack only) – Food colouring may stain parts. • Do not warm contents in a microwave with bottle sealed. Remove teat, collar and cover. • Take extra care when microwave heating. Always stir heated food to ensure even heat distribution and test the temperature before the serving. • Do not place in a heated oven. • This is not a toy. • Do not allow child to play with small parts or walk/run while using bottles or cups. • Do not use abrasive cleaning agents or solvents. Damage may occur. • Do not place components directly on surfaces that have been cleaned with anti-bacterial cleaners. • Plastic materials may be affected by high temperatures and sterilising. This can affect the fitting of the product. • Proper assembly is necessary to ensure a leak free seal. • Expressed breast milk can be stored in sterilised Hegen feeding bottles/breast milk storage in the refrigerator for up to 48 hours (not in the door) and in the freezer for 3-6 months. Never refreeze breast milk or add fresh breast milk to already chilled/frozen milk.

Cleaning:

Before first use place in boiling water for 5 minutes. This is to ensure hygiene. Always wash the product immediately after use. Disassemble all parts of the product, wash in warm soapy water and rinse in clean water thoroughly. Dishwasher safe (top rack only). Do not use abrasive cleaning agents or solvents. Damage may occur. Take extra care when cleaning the ANTI-COLIC AIR VENT in teat. Do not use a teat brush or any other implement to clean the ANTI-COLIC AIR VENT in teat which may damage it. Cleaning the product with the wired bottle brush may cause scratches.

Copyright © Hegen

Hegen retains all intellectual property rights to this product and packaging. Including all designs, graphic images and text.

Any reproduction of materials is strictly prohibited and constitutes infringement.

All Rights Reserved.

Patent Pending

Hegen Pte Ltd
438A Alexandra Road
Block A Alexandra Technopark
Unit #02-01 Singapore 119967

EN14350



Art 415