

**Crompton**

Lighting

**PRODUCT EXPLORER  
2024-25**

**SET DIFFERENT MOODS  
WITH A FLICK OF A SWITCH**



Scan here to check the Lights range on  
[www.crompton.co.in](http://www.crompton.co.in)

**CROMPTON GREAVES CONSUMER ELECTRICALS LIMITED**

Registered Office:

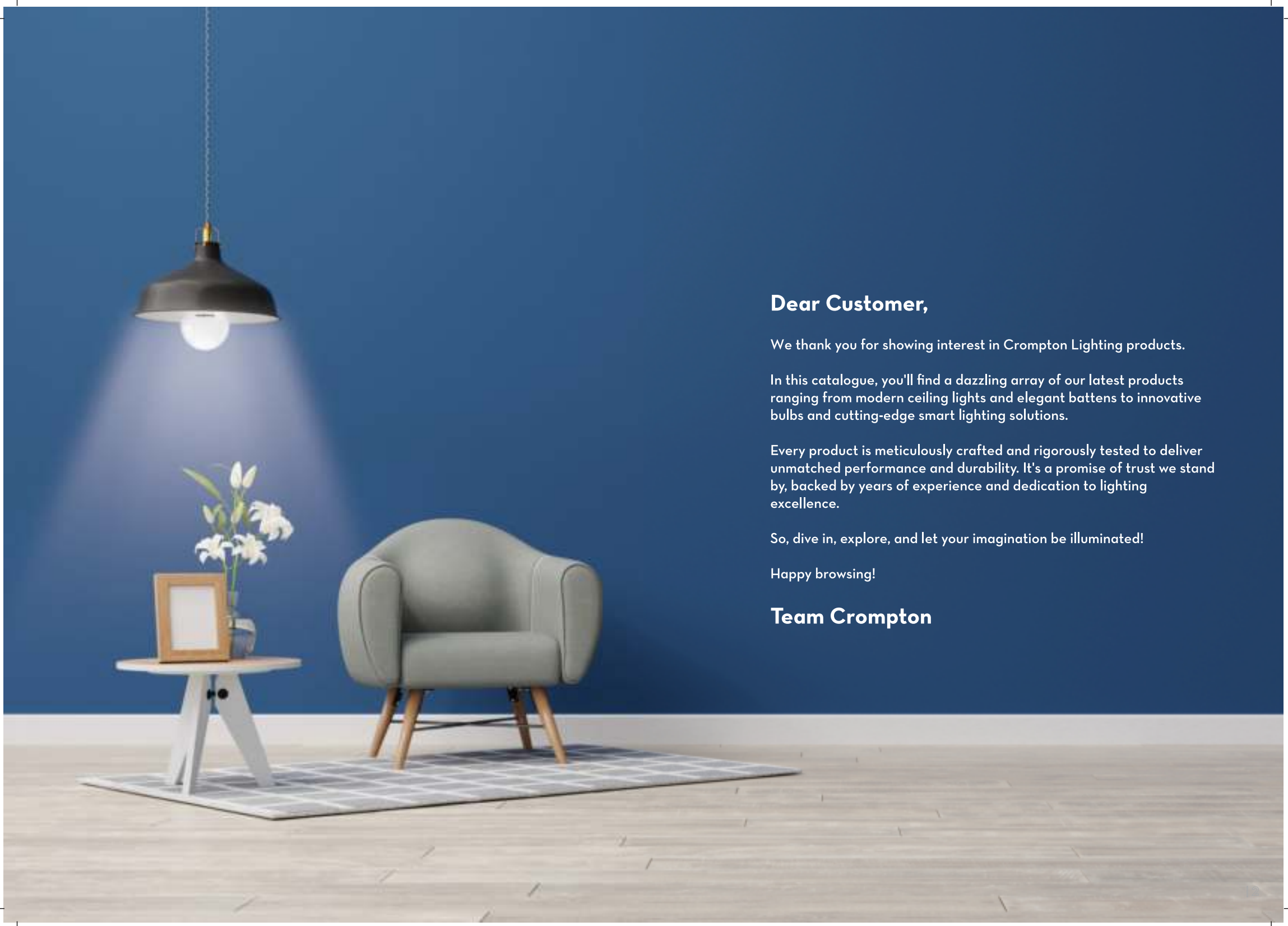
Equinox Business Park, 1st Floor,  
Tower 3, LBS Marg, Kurla (W),  
Mumbai - 400070, INDIA

Customer Service:

Toll free number: 1800 419 0505  
(Mon to Sat: 9am - 7pm)  
Website: [www.crompton.co.in](http://www.crompton.co.in)



**TURN YOUR HOME  
INTO THEATRE**



## Dear Customer,

We thank you for showing interest in Crompton Lighting products.

In this catalogue, you'll find a dazzling array of our latest products ranging from modern ceiling lights and elegant battens to innovative bulbs and cutting-edge smart lighting solutions.

Every product is meticulously crafted and rigorously tested to deliver unmatched performance and durability. It's a promise of trust we stand by, backed by years of experience and dedication to lighting excellence.

So, dive in, explore, and let your imagination be illuminated!

Happy browsing!

**Team Crompton**

# Index



<b>About Crompton</b>	<b>05</b>
<b>Lighting Prescription</b>	<b>09</b>
<b>Smart Lighting</b>	<b>11</b>
<b>Trio Lighting Range</b>	<b>19</b>
<b>Panels &amp; Downlighters</b>	<b>25</b>
<b>Cob, Spot, Cabinet &amp; Strip Lights</b>	<b>47</b>
<b>Copper, Strip &amp; Rope Lights</b>	<b>59</b>
<b>Battens</b>	<b>65</b>
<b>Decorative &amp; Candle Bulbs</b>	<b>77</b>
<b>LED Bulbs</b>	<b>85</b>
<b>LED Table Lamps</b>	<b>95</b>
<b>Street &amp; Flood Lights</b>	<b>99</b>
<b>Outdoor &amp; Garden Lights</b>	<b>101</b>
<b>LED Torch Lights</b>	<b>103</b>
<b>Extension Boards</b>	<b>105</b>
<b>Emergency Lamp</b>	<b>107</b>
<b>Bulk Head</b>	<b>109</b>

# About Crompton

We are one of the leading consumer companies in India with a 75+ years old brand legacy. As of February 2016, we are an independent company under professional management and have 2 business segments - Lighting and Electrical Consumer Durables. We market our products under the "Crompton" brand name in India and select export markets.

10000+  
SKUs to choose from

45.12 bn INR  
In revenue (as on  
March 31, 2020)

1500+  
Employees strong,  
and counting

## National Energy Conservation Awarded - 2023



Receiving the National Energy Conservation Award 2023 from Hon'ble President Smt. Draupadi Murmu.

Crompton was awarded the National Energy Conservation Award for 2023 in the category of Most Energy Efficient Appliance for their storage water heater. This award recognizes their ongoing dedication to developing energy-saving products, building on their previous achievements in categories like fans and lights. The National Energy Conservation Awards, established in 1991, celebrate significant contributions to energy conservation. Their commitment to innovation and sustainability motivates them to continue creating a more environmentally friendly future.

Our commitment to innovation and sustainable energy solutions drives us forward and this recognition fuels our passion to further create a greener future!

# Awards & Recognition



2023

Environment Excellence -  
Greentech Environment Award

CGCEL Ahmednagar and Goa Bethora plant received the award. This award highlights our championing of environmental initiatives and setting new industry benchmarks. Onward to a greener and more sustainable future!



2023

Best Employee Participation in Safety  
Awareness Category - SAFE-TECH Awards, 2023

We are pleased to announce that Crompton's Baddi Lighting Plant has been awarded the Prestigious Safetech Award 2023 in the Best Employee Participation in Safety Awareness Category.



2023

Recognised for its CSR efforts at  
the Navbharat CSR Awards.

We were felicitated with this award in the esteemed presence of the Hon. Governor of Maharashtra Shri. Ramesh Bais, Hon. Deputy Chief Minister Shri. Devendra Fadnavis and Hon. Speaker of Vidhan Sabha Shri. Rahul Narwekar.



2023

Next Leader under the Indian  
Corporate Governance Scorecard

Crompton is amongst the only ten companies to be recognised under the "Next Leaders" category by the Institutional Investor Advisory Services (IIAS).



## Awards & Recognition



**2023**

### Best Organisations for Women Award

We've been recognized as one of the Best Organisations for Women 2023 by ET Edge, an initiative by The Economic Times. This recognition is a testament to our commitment to fostering an inclusive and supportive work environment for all employees.



**2022**

### Best SEO for Website/Universal Search Ranking and SEM Strategy

IDMA (Indian Digital Media Awards) awarded Crompton's search campaign on digital, among more than 1700 entries.



**2022**

### India's Best Managed Companies

Crompton won the coveted title of 'India's Best Managed Companies' for the year 2022!



**2022**

### Best Use of Sports Channel and Creativity in consumer durables & Electronics

Crompton SilentPro - 'Play to Win' campaign in the Media category for the Best Use of Sports Channel.  
Creativity award in the Consumer Durables & Electronics sector for our Ceiling Lights - 'Mood Jaisa, Lighting Waisa' campaign.

## Awards & Recognition



**2022**

### Flipkart's Silver Jury Award under the MELD (Best Media Mix) category

Crompton along with its agency partner HiveMinds won Flipkart's Silver Jury Award under the MELD (Best Media Mix) category.



**2022**

### Dun & Bradstreet India's Top 500 Companies 2022

Crompton was awarded under "Dun & Bradstreet India's Top 500 Companies 2022".



**2022**

### Digiplus Award

Crompton along with its agency partner Schbang won the ET brand equity DigiPlus award for Consumer Durables and Electronics category. This award recognizes digital marketing excellence by brands.



**2021**

### Brand Of The Decade, Award

Crompton was honoured with the "Brand of the Decade" Award by BARC Asia and ERTC Media. The Brand of the Decade Award is the most coveted listing of the notable brands that recognizes brands who have transformed the Indian economy by embracing state of art products and services.


# LIGHTING PRESCRIPTION

Step 1:



As per the room size and type, identify the required lumen from the below tables:

## LIVING ROOM



Room Area (In Sq. Ft.)	Lumen Required
96	2000
108	2250
120	2500
132	2750

## BED ROOM



Room Area (In Sq. Ft.)	Lumen Required
80	1600
90	1800
100	2000
110	2200

## WORK/ STUDY



Room Area (In Sq. Ft.)	Lumen Required
80	1600
90	1800
100	2000
110	2200

## KITCHEN



Room Area (In Sq. Ft.)	Lumen Required
64	1600
72	1800
80	2000
88	2200

## WASHROOM



Room Area (In Sq. Ft.)	Lumen Required
48	800
54	900
60	1000
66	1100

## AISLE



Room Area (In Sq. Ft.)	Lumen Required
48	800
54	900
60	1000
66	1100

# LIGHTING PRESCRIPTION

Step 2:



Understand the layers of lighting possible in a room:



### Functional Lights (Batten, Panel, LED Bulb)

The purpose of this layer is providing an even light across the room



### Spot or Focus Light (COB, Downlighter, Table Lamps, Panel)

Task lighting provides focused light for specific tasks in a room that may already have some functional light.



### Mood Lighting (Smart LED Bulb - Immensa, Dimmable, Tunable Batten, 3-in-1 Panels)

The intensity and color of the light can command the mood of the room, for this we have mood lights.



**Disclaimer:** The above information is provided only for reference and is provided assuming the most common size of rooms in Indian households with an approximate room height of 10 Feet. To know more about Crompton Lights, scan the QR Code



SMART LIGHTING

SMART

LED PANEL

Crompton

# IMMENZA - SMART PANEL



Choose from **16 Million Colors;**  
**Tunable White Light-**  
Adjust from Warm White to Cool White as required.



Sync the light output with the Music of your choice.



Crompton

LED PANEL

SMART



- Control Crompton Smart Immensa from anywhere using the My Crompton App
- Schedule on and off through My Crompton App
- Group multiple lights to control all the Crompton Smart Panels in your home
- 1 Year Warranty




SMART

ORDER CODE	WATTAGE	COLOR	CASE LOT	MRP
LSDRWIFI-15W-16MN	15W	CCT - 16 MILLION COLOR	20	3999



IMMENZA - SMART BULB




Choose from **16 Million Colors;**  
**Tunable White Light-**  
 Adjust from Warm White to Cool White as required.



Sync the light output with the Music of your choice.



- Control Crompton Smart Immensa from anywhere using the My Crompton App
- Schedule on and off through My Crompton App
- Group multiple lights to control all the Crompton Smart Bulbs in your home
- 1 Year Warranty



SMART

ORDER CODE	WATTAGE	COLOR	CASE LOT	MRP
LED9WDFMWIFI	9W	CCT - 16 MILLION COLOR	20	999
LED9WESMWIFI	9W	CCT - 16 MILLION COLOR	20	999

SMART

LED BATTEN

Crompton

# IMMENZA SMART BATTEN



### Dimmable and Tunable

Crompton Smart Batten can be dimmed to reduce the wattage consumption. It can also be tuned between Warm White, Natural White and Cool Day Light



### Voice Control

Crompton Smart Batten can be controlled by voice command using Alexa or Google Assistant. Install MyCrompton App on your mobile for more features

Crompton

LED BATTEN

SMART



- Control Crompton Smart Batten from anywhere using the My Crompton App
- Schedule on and off through My Crompton App
- Group multiple lights to control all the Crompton Smart Batten in your home
- Biorythm mode helps monitor the color temperature as per the time of the day

### SMART

ORDER CODE	WATTAGE	COLOR	CASE LOT	MRP
LDIMN20-WIFI	20W	CCT - COLOR CHANGING	20	2500



**NEW**



**TURN  
YOUR HOME  
INTO A  
THEATRE**



**TRIO  
LIGHTING RANGE**

Crompton redefines home lighting experiences with the launch of its

## Trio Range of Lights

### Ceiling Light, Batten & Lamp

Crompton Greaves Consumer Electricals Limited, known for its commitment to quality and innovative lighting solutions, introduces the Trio Range of Lights. This premium range consists of a Ceiling Light, a Batten, and a Lamp, each offering three distinct lighting experiences - Cool Day Light, Natural Light, and Warm White. Designed for both decorative and professional needs in various settings, the Trio Range combines functionality with refined style.

In the ever-changing world of interior design, Crompton lights have consistently endured. The Trio Range takes lighting solutions to a new level, providing an immersive experience tailored to contemporary living. Recognizing that homes are more than just spaces, Crompton's transformative lighting solution caters to diverse moods and occasions with three modes: theatre, work, and party. With a click of a button, switch between cool, warm, and natural lights for focused work, a relaxing evening, or a lively party atmosphere.



## TRIO PANEL

Applications:

- Living Room
- TV Room
- Bedroom
- Wall Decoration



15W



### Work Mode

Bright-white light perfect for work and study.



### Theatre Mode

Indirect warm-white light creates a stunning ambience for cosy movie nights.



### Party Mode

Combination of Bright and Warm White light creating a perfect ambience for Party.



## REGALIA

ORDER CODE	WATTAGE	MODES*	CASE LOT	MRP
LSDRTRIO-15W-C+W	15W	WORK/ THEATRE / PARTY	10	1400

\*Work Mode = CDL | Theatre Mode = WW | Party Mode = CDL+WW



# TRIO BATTEN

- Applications:
- Living Rooms
  - Bed Rooms
  - Kids Rooms
  - Restaurants



22W



**Work Mode**  
Bright-white light perfect for work and study.



**Theatre Mode**  
Indirect warm-white light creates a stunning ambience for cosy movie nights.



**Party Mode**  
Combination of Bright and Warm White light creating a perfect ambience for Party.



REGALIA

ORDER CODE	WATTAGE	MODES*	CASE LOT	MRP
LDTRIO22C+W	22W	FOCUS/ THEATRE / TRIO	10	1599

\*Work Mode = CDL | Theatre Mode = WW | Party Mode = CDL+WW

# TRIO LAMP

- Applications:
- Table lamps
  - Wall lights
  - Ceiling lights
  - Floor Lamps
  - Decorative Lights



12W



**Work Mode**  
Bright-white light perfect for work and study.



**Theatre Mode**  
Indirect warm-white light creates a stunning ambience for cosy movie nights.



**Party Mode**  
Combination of Bright and Warm White light creating a perfect ambience for Party.



REGALIA

ORDER CODE	WATTAGE	MODES*	CASE LOT	MRP
LEDTRIO12WPDFWBC+W	12W	WORK/ THEATRE / PARTY	20	375

\*Work Mode = CDL | Theatre Mode = WW | Party Mode = CDL+WW



# PANELS AND DOWNLIGHTERS

# STAR DURA PRO

Applications:

- Study
- Living Room
- Office
- Hotels/ Shops



### Superior Long-Lasting Metal Body

Robust metal body for superior long lasting life



### Ultra Slim Panel Design

Ultra Slim panel design for easy fitment in any type of false ceiling.



- Easy to fit on existing false ceilings.
- In-built Surge Protection of up to 4kV to protect the fixture from unstable power conditions
- Long life with burning hours greater than 20,000 Hours
- 2 Year Warranty

#### Available Wattages

3W / 6W / 9W / 12W / 15W / 18W / 22W / 25W

#### Available Colors

- CDL - Cool Day Light
- NW - Natural White
- WW - Warm White

#### Available Shapes

Round | Square

## PLATINA

ROUND					
ORDER CODE	WATTAGE	CASE LOT	MRP	CUTOUT	
LSDRSDP-3W - CDL / NW / WW	3W	40	425	3 INCHES	
LSDRSDP-6W - CDL / NW / WW	6W	40	600	4 INCHES	
LSDRSDP-9W - CDL / NW / WW	9W	40	800	4 INCHES	
LSDRSDP-12W - CDL / NW / WW	12W	40	900	5 INCHES	
LSDRSDP-15W - CDL / NW / WW	15W	20	1100	6 INCHES	
LSDRSDP-18W - CDL / NW / WW	18W	20	1300	7 INCHES	
LSDRSDP-22W - CDL / NW / WW	22W	20	1500	8 INCHES	
SQUARE					
ORDER CODE	WATTAGE	CASE LOT	MRP	CUTOUT	
LSDSSDP-3W - CDL / NW / WW	3W	40	425	3X3 INCHES	
LSDSSDP-6W - CDL / NW / WW	6W	40	600	4X4 INCHES	
LSDSSDP-9W - CDL / NW / WW	9W	40	800	4X4 INCHES	
LSDSSDP-12W - CDL / NW / WW	12W	40	900	5X5 INCHES	
LSDSSDP-15W - CDL / NW / WW	15W	20	1100	6X6 INCHES	
LSDSSDP-18W - CDL / NW / WW	18W	20	1300	7X7 INCHES	
LSDSSDP-22W - CDL / NW / WW	22W	20	1500	8X8 INCHES	
LSDSSDP-25W - CDL / NW / WW	25W	10	2000	11X11 INCHES	

# STAR LORD 3-IN-1



- Applications:
- Living Room
  - Bedroom
  - Dining Area
  - Covered Balcony



### 3-in-1 Light

With Star Lord 3-in-1 LED Recessed Panel switch between cool day light, natural white and warm white on toggle switch



### Ultra Slim Rim

Star Lord 3-in-1 LED Recessed Panel has a super - slim rim with a space saving design and sleek look



- Superior lumen efficiency of 100 Lumens/watt
- Superior diffuser ensures light output is uniformly spread with wider beam angle
- In-built Surge Protection of up to 4kV to protect the fixture from unstable power conditions
- 2 Years Warranty

#### Available Wattage

5W / 10W / 15W

#### Available Colors

3-in-1 (CDL/NW/WW)

#### Available Shapes

Round | Square



## PLATINA


ROUND					
ORDER CODE	WATTAGE	CASE LOT	MRP	CUTOUT	
LSDRLORD-5W - 3-IN-1	5W	40	650	4 INCHES	
LSDRLORD-10W - 3-IN-1	10W	40	850	5 INCHES	
LSDRLORD-15W - 3-IN-1	15W	20	1099	6 INCHES	
SQUARE					
ORDER CODE	WATTAGE	CASE LOT	MRP	CUTOUT	
LSDSLORD-5W - 3-IN-1	5W	40	650	4X4 INCHES	
LSDSLORD-10W - 3-IN-1	10W	40	850	5X5 INCHES	
LSDSLORD-15W - 3-IN-1	15W	20	1099	6X6 INCHES	



# STAR LORD

Applications:

- Living Room
- Bedroom
- Kitchen
- Office



### Ultra Slim Rim

Star Lord LED Recessed Panel has a super - slim rim with a space saving design and sleek look



### Extra bright - Rated 100 lumen/watt

Superior Lumen efficacy of 100 Lumens/watt for a bright light



- Superior diffuser ensures light output is uniformly spread with wider beam angle
- In-built Surge Protection of up to 3kV to protect the fixture from unstable power conditions
- Long life with burning hours greater than 25,000 Hours
- 2 Year Warranty

**Available Wattages**

5W / 10W / 12W / 15W / 20W

**Available Colors**

- CDL - Cool Day Light
- NW - Natural White
- WW - Warm White

**Available Shapes**

Round | Square



## PLATINA

ROUND				
ORDER CODE	WATTAGE	CASE LOT	MRP	CUTOUT
LSDRLORD-5W - CDL / NW / WW	5W	40	499	4 INCHES
LSDRLORD-10W - CDL / NW / WW	10W	40	699	5 INCHES
LSDRLORD-12W - CDL / NW / WW	12W	20	899	6 INCHES
LSDRLORD-15W - CDL / NW / WW	15W	20	999	6 INCHES
LSDRLORD-20W - CDL / NW / WW	20W	20	1299	8 INCHES
SQUARE				
ORDER CODE	WATTAGE	CASE LOT	MRP	CUTOUT
LSDSLORD-5W - CDL / NW / WW	5W	40	499	4X4 INCHES
LSDSLORD-10W - CDL / NW / WW	10W	40	699	5X5 INCHES
LSDSLORD-12W - CDL / NW / WW	12W	20	899	6X6 INCHES
LSDSLORD-15W - CDL / NW / WW	15W	20	999	6X6 INCHES
LSDSLORD-20W - CDL / NW / WW	20W	20	1299	8X8 INCHES

STAR SLIM

Applications:

- Living Room
- Bedroom
- Kitchen
- Office



Ultra Slim Panel

Ultra-slim panel design for easy fitment in any type of false ceiling



Long Life

Long life with burning hours greater than 25,000 Hours



- Standard cut-out size for easy fitment on existing false ceilings
- In-built Surge Protection of up to 2.5kV to protect the fixture from unstable power conditions
- 2 Year Warranty

Available Wattages

3W / 6W / 12W / 15W / 18W

Available Colors

- CDL - Cool Day Light
- NW - Natural White
- WW - Warm White

Available Shapes

Round | Square



PLATINA

ROUND				
ORDER CODE	WATTAGE	CASE LOT	MRP	CUTOUT
LSDRMN-3W - CDL / NW / WW	3W	40	399	3 INCHES
LSDRMN-6W - CDL / NW / WW	6W	40	499	4 INCHES
LSDRMN-12W - CDL / NW / WW	12W	20	849	6 INCHES
LSDRMNH-15W - CDL / NW / WW	15W	20	949	6 INCHES
LSDRMN-15W - CDL / NW / WW	15W	20	949	7 INCHES
LSDRMN-18W - CDL / NW / WW	18W	20	1199	8 INCHES
SQUARE				
ORDER CODE	WATTAGE	CASE LOT	MRP	CUTOUT
LSDSMN-3W - CDL / NW / WW	3W	40	399	3X3 INCHES
LSDSMN-6W - CDL / NW / WW	6W	40	499	4X4 INCHES
LSDSMN-12W - CDL / NW / WW	12W	20	849	6X6 INCHES
LSDSMNH-15W - CDL / NW / WW	15W	20	949	6X6 INCHES
LSDSMN-15W - CDL / NW / WW	15W	20	949	7X7 INCHES
LSDSMN-18W - CDL / NW / WW	18W	20	1199	8X8 INCHES

# STAR COSMOS

**Applications:**

- Living Room
- Bedroom
- Kitchen
- Office



### Bright Light- Rated 90 Lumen/Watt

Superior Lumen efficacy of 90 Lumens/watt for a bright light



### Easy to Fit

Standard cut-out size for easy fitment on existing false ceilings



- Wide beam angle provides uniformly spread light output
- In-built Surge Protection of up to 2.5kV to protect the fixture from unstable power conditions
- Long life with burning hours greater than 25,000 Hours
- 2 Year Warranty

**Available Wattages**

5W / 10W / 12W / 15W

**Available Colors**

- CDL - Cool Day Light
- NW - Natural White
- WW - Warm White

**Available Shapes**

Round | Square



## ECOGLO

ROUND				
ORDER CODE	WATTAGE	CASE LOT	MRP	CUTOUT
LSDRCSMS-5W- CDL / NW / WW	5W	40	449	3 INCHES
LSDRCSMS-10W- CDL / NW / WW	10W	40	699	4 INCHES
LSDRCSMS-12W- CDL / NW / WW	12W	20	799	5.5 INCHES
LSDRCSMS-15W- CDL / NW / WW	15W	20	949	5.5 INCHES
SQUARE				
ORDER CODE	WATTAGE	CASE LOT	MRP	CUTOUT
LSDSCSMS-5W- CDL / NW / WW	5W	40	449	3X3 INCHES
LSDSCSMS-10W- CDL / NW / WW	10W	40	699	4X4 INCHES
LSDSCSMS-12W- CDL / NW / WW	12W	20	799	5.5X5.5 INCHES
LSDSCSMS-15W- CDL / NW / WW	15W	20	949	5.5X5.5 INCHES

# STAR LORD JB

Applications:

- Corridor
- Living Room
- Office
- Dining Area



### Perfect Fit - 2"/3" Junction Box

Star Lord JB 3W and 5W perfectly fit into a 2 and 3 inch junction box, respectively.



### Wide Light Spread

Wide beam angle provides uniformly spread light output.



- In-built Surge Protection of up to 2.5kV to protect Star Lord JB from unstable power conditions
- Wide voltage protection of 140V to 350V to protect Star Lord JB from fluctuating voltages
- Long life with burning hours greater than 25,000 Hours
- 2 Year Warranty

#### Available Wattages

3W / 5W

#### Available Colors

- CDL - Cool Day Light
- WW - Warm White
- RED - Red
- GRN - Green
- BLU - Blue
- PNK - Pink

#### Available Shapes

Round

## PLATINA

ROUND					
ORDER CODE	WATTAGE	CASE LOT	MRP	CUTOUT	
LSDRLORDJB-3W - CDL/WW/GRN/PNK/RED/BLU	3W	50	250	50 MM	
LSDRLORDJBM-5W - CDL/WW/RED/GRN/BLU/PNK	5W	50	250	75 MM	



# STAR GLAZE PRO

Applications:

- Corridor
- Living Room
- Office
- Dining Area



### Easy to Fit

Easy to fit in junction box and concealed box with in-built driver



### Extra Bright - Rated 90 Lumen/Watt

Superior Lumen efficacy of 90 Lumens/watt for a bright light in the room



- In-built Surge Protection of up to 2.5kV to protect the fixture from unstable power conditions
- Wide voltage protection of 140V to 350V to protect the Star GlazePro from fluctuating voltages
- Long life with burning hours greater than 35,000 Hours
- 2 Year Warranty

#### Available Wattages

5W / 7W / 9W

#### Available Colors

- CDL - Cool Day Light
- NW - Natural White
- WW - Warm White
- RED - Red
- GRN - Green
- BLU - Blue
- PNK - Pink

#### Available Shapes

Round



## PLATINA

ROUND					
ORDER CODE	WATTAGE	CASE LOT	MRP	CUTOUT	
LDRDLJ5 - CDL / NW / WW / GRN / PNK / RED / BLU	5W	50	450	95 MM	
LDRDLJ7 - CDL / NW / WW / GRN / PNK / RED / BLU	7W	50	550	95 MM	
LDRDLJ9 - CDL / NW / WW	9W	50	650	95 MM	

# STAR DEEPLAZE



**Applications:**

- Corridor
- Living Room
- Office
- Dining Area



**Easy to Fit**

Easy to fit in deep and regular junction box



**Light Weight**

Superior quality light-weight plastic body



- Shock-proof to keep you safe
- In-built Surge Protection of up to 2.5kV to protect the fixture from unstable power conditions
- Long life with burning hours greater than 25,000 Hours
- 2 Year Warranty



**Available Wattages**

3W / 6W

**Available Colors**

- CDL - Cool Day Light
- NW - Natural White
- WW - Warm White
- RED - Red
- GRN - Green
- BLU - Blue

**Available Shapes**

Round

**ECOGLO**

ROUND				
ORDER CODE	WATTAGE	CASE LOT	MRP	CUTOUT
LDRDLG3 - CDL / NW / WW / RED / BLU / GRN	3W	50	250	60 MM
LDRDLG6 - CDL / NW / WW / RED / BLU / GRN	6W	50	350	60 MM
LDRDLG9-CDL/NW/WW	9W	40	500	60 MM
LDRDLG12-CDL/NW/WW	12W	20	700	60 MM
LDRDLG15-CDL/NW/WW	15W	20	800	60 MM

# STAR STYLUS

**Applications:**

- Living Room
- Bedroom
- Wall Decoration
- Office



### Rimless Glow

Rimless edge glow gives better looking and wider light spread



### No False Ceiling Required

Does not require a false ceiling. Star Stylus can be installed on existing ceiling or can be wall mounted



- Easy to fit with twist and lock method
- In-built Surge Protection of up to 2.5kV to protect the fixture from unstable power conditions
- Long life with burning hours greater than 25,000 Hours
- 2 Year Warranty

**Available Wattages**

6W / 12W / 18W / 24W

**Available Colors**

- CDL - Cool Day Light
- NW - Natural White
- WW - Warm White

**Available Shapes**

Round | Square



## PLATINA

ROUND					
ORDER CODE	WATTAGE	CASE LOT	MRP	PRODUCT DIMENSION	
LSDRSTYL-6W - CDL / NW / WW	6W	20	999	90 MM	
LSDRSTYL-12W - CDL / NW / WW	12W	20	1299	120 MM	
LSDRSTYL-18W - CDL / NW / WW	18W	20	1699	156 MM	
LSDRSTYL-24W - CDL / NW / WW	24W	10	2199	193 MM	
SQUARE					
ORDER CODE	WATTAGE	CASE LOT	MRP	PRODUCT DIMENSION	
LSDSSTYL-6W - CDL / NW / WW	6W	20	999	90X90 MM	
LSDSSTYL-12W - CDL / NW / WW	12W	20	1299	120X120 MM	
LSDSSTYL-18W - CDL / NW / WW	18W	20	1699	156X156 MM	
LSDSSTYL-24W - CDL / NW / WW	24W	10	2199	193X193 MM	

# STAR VEGA NXT

**Applications:**

- Living Room
- Bedroom
- Kitchen
- Washroom



### Twist & Lock Fit

Simple Twist and Lock mechanism makes it easy to install and replace



### No False Ceiling Required

Does not require a false ceiling. Star Vega NXT can be installed on existing ceiling or can be wall mounted



- Rimless edge glow gives better looking and wider light spread
- Superior Lumen efficacy of 100 Lumens/watt for a bright light in the room
- In-built Surge Protection of up to 3kV to protect the fixture from unstable power conditions
- 2 Year Warranty

#### Available Wattages

7W / 10W / 15W

#### Available Colors

- CDL - Cool Day Light
- NW - Natural White
- WW - Warm White

#### Available Shapes

Round



## PLATINA

ROUND				
ORDER CODE	WATTAGE	CASE LOT	MRP	PRODUCT DIMENSION
LSDSSVN-7W - CDL / NW / WW	7W	20	699	85 MM
LSDSSVN-10W - CDL / NW / WW	10W	20	849	110 MM
LSDSSVN-15W - CDL / NW / WW	15W	20	1049	135 MM



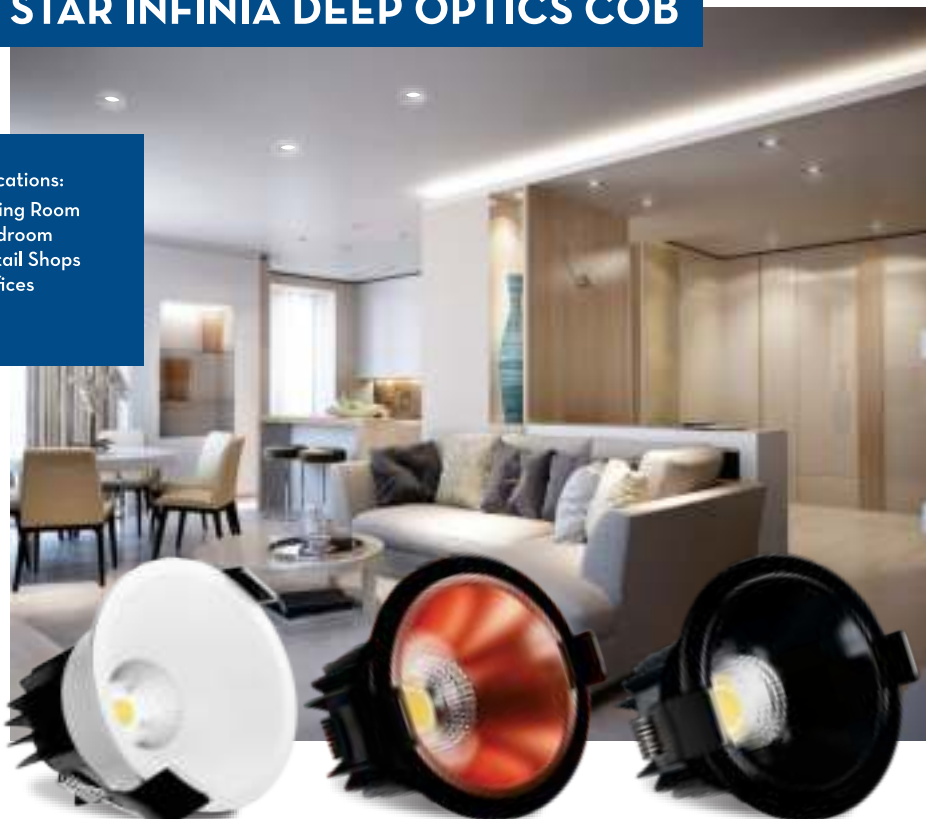


**COB, DECO COB,  
SPOT, CABINET  
AND STRIP LIGHTS**

# STAR INFINIA DEEP OPTICS COB

Applications:

- Living Room
- Bedroom
- Retail Shops
- Offices



### Elegant Deep Design

Elegant deep recess design that compliments your home décor.



### Superior COB Technology

Superior Chip-on-board technology for brighter and focused light output



### Focused Beam Angle

60° beam angle for a more focused light output.



- Aluminium heat sink for better heat dissipation and longer life.
- In-built Surge Protection of up to 4 kV to protect the fixture from unstable power conditions.
- Long life with burning hours greater than 50,000 Hours.
- 2 Year Warranty

**Available Wattages**

7W / 12W / 18W

**Available Colors**

- CDL - Cool Day Light
- NW - Natural White
- WW - Warm White

**Available in**

White / Rose Gold / Gun Metal



## PLATINA

ROUND				
ORDER CODE	WATTAGE	CASE LOT	MRP	CUTOUT
LDRINF-7W-WH-CDL / NW / WW	7W	20	900	62 MM
LDRINF-12W-WH-CDL / NW / WW	12W	20	1200	80 MM
LDRINF-18W-WH-CDL / NW / WW	18W	20	2000	82 MM
LDRINF-12W-RG-CDL / NW / WW	12W	20	1500	80 MM
LDRINF-18W-RG-CDL / NW / WW	18W	20	2500	82 MM
LDRINF-12W-GM-CDL / NW / WW	12W	20	1500	80 MM
LDRINF-18W-GM-CDL / NW / WW	18W	20	2500	82 MM

# STAR MIRANDA



**Applications:**

- Living Room
- Bedroom
- Art Pieces
- Hotels/ Shops



### Superior COB Technology

Superior Chip-on-board technology for brighter and focused light output



### Adjustable Light with Tilt

Tiltable operation to control light output



### Efficient Step Reflector

Efficient step reflector for more bright and focused light



- 45° beam angle for a more focused light
- In-built Surge Protection of up to 3.5 kV to protect the fixture from unstable power conditions
- Long life with burning hours greater than 35,000 Hours
- 2 Year Warranty

**Available Wattages**

3W / 6W / 9W / 12W / 18W / 25W / 30W / 40W / 50W

**Available Colors**

- CDL - Cool Day Light
- NW - Natural White
- WW - Warm White

**Available Shapes**

Round



## PLATINA

ROUND					
ORDER CODE	WATTAGE	CASE LOT	MRP	CUTOUT	
LDRMTC-3W - CDL / NW / WW	3W	30	699	55 MM	
LDRMTC-6W - CDL / NW / WW	6W	20	1199	73 MM	
LDRMTC-9W - CDL / NW / WW	9W	12	1499	90 MM	
LDRMTC-12W - CDL / NW / WW	12W	12	1799	90 MM	
LDRMTC-18W - CDL / NW / WW	18W	12	2199	113 MM	
LDRMTC-25W - CDL / NW / WW	25W	12	2999	134 MM	
LDRMTC-30W - CDL / NW / WW	30W	12	4499	134 MM	
LDRMTC-40W - CDL / NW / WW	40W	12	5499	148 MM	
LDRMTC-50W - CDL / NW / WW	50W	12	6499	148 MM	

# STAR AURA

Applications:

- Living Room
- Bedroom
- Art Pieces
- Hotels/ Shops



### Focused Beam Angle

60° beam angle for a more focused light



### Adjustable Light with Tilt

Tiltable operation to control light output



### Surge Protection

In-built Surge Protection of up to 4 kV



- Easy to fit in False Ceiling
- Long life with burning hours greater than 25,000 Hours
- 2 Year Warranty

#### Available Wattages

3W / 6W / 9W / 12W

#### Available Colors

- CDL - Cool Day Light
- NW - Natural White
- WW - Warm White

#### Available Shapes

Round



## PLATINA

ROUND				
ORDER CODE	WATTAGE	CASE LOT	MRP	CUTOUT
LDRAUR-3W - CDL/NW/WW	3W	20	525	60 MM
LDRAUR-6W - CDL/NW/WW	6W	20	650	80 MM
LDRAUR-9W - CDL/NW/WW	9W	20	900	100 MM
LDRAUR-12W - CDL/NW/WW	12W	20	1200	125 MM



STAR SPOT

Applications:

- Showcase
- Art Pieces
- Living Room
- Prayer Room



Available Wattages

2W

Available Colors

- CDL - Cool Day Light
- WW - Warm White
- RED - Red
- GRN - Green
- BLU - Blue

Available Shapes

Round



Low Power Consumption

Increased savings with low power consumption



Long Life

Long life with burning hours greater than 25,000 Hours



PLATINA

ROUND

ORDER CODE	WATTAGE	CASE LOT	MRP	CUTOUT
LDSPR2P - CDL/WW/GRN/RED/BLU	2W	50	250	36 MM

SPOT ECO

Applications:

- Showcase
- Art Pieces
- Living Room
- Prayer Room



Low Power Consumption

Increased savings with low power consumption



Long Life

Long life with burning hours greater than 25,000 Hours



ECOGLO

ROUND

ORDER CODE	WATTAGE	CASE LOT	MRP	CUTOUT
LDSPR1 - CDL / WW / GRN / PNK / RED / BLU	1W	50	129	35 MM
LDSPR3 - CDL / WW / GRN / PNK / RED / BLU	3W	50	149	42 MM

# STAR STRIKO



**Applications:**

- Cabinets
- Showcase
- Corridor
- Prayer Room



**Easy to Fit**

Easy to install on different types of cabinets as well as surfaces without false ceiling



**No False Ceiling Required**

Does not require a false ceiling. Star Striko can be installed on existing ceiling or can be wall mounted



- Superior Lumen efficacy of 100 Lumens/watt for a bright light in the room
- Rimless edge glow gives better looking and wider light spread
- Long life with burning hours greater than 20,000 Hours
- 2 Years Warranty

**Available Wattages**

3W / 5W

**Available Colors**

- CDL - Cool Day Light
- WW - Warm White
- RED - Red
- GRN - Green
- BLU - Blue
- PNK - Pink

**Available Shapes**

Round



ECOGLO

	ROUND			
ORDER CODE	WATTAGE	CASE LOT	MRP	CUTOUT
LDSTR-3W - CDL / WW / GRN / PNK / RED / BLU	3W	50	200	68 mm
LDSTR-5W - CDL / WW / GRN / PNK / RED / BLU	5W	50	300	62 mm

## LED COPPER LIGHT

Applications:

- Home
- Party Decor
- Festival
- Weddings



USB CONNECTIVITY



Available Colors

- CDL - Cool Day Light
- WW - Warm White
- RED - Red
- GRN - Green
- BLU - Blue
- PNK - Pink



COPPER STRING LIGHT

ORDER CODE	LEDS	CASE LOT	MRP	LENGTH
LSTGLO3-CDL/WW	100 LEDS	10	700	10 Meter
LSTGCLO3-GRN/BLU/RED/PNK	100 LEDS	10	700	10 Meter

## LED GALAXY STRIP

Applications:

- Cove Lighting
- TV Unit
- Festive Lighting




5 METER STRIP

ORDER CODE	LED/ METER	CASE LOT	MRP	LENGTH
LSTGL120P-CDL/WW/RED/BLU	120 LED/ Mtr	10	1200	5 Meter
LSTGL120P-GRN/AMB/PNK/AQB	120 LED/ Mtr	10	1200	5 Meter
LSTGL20-CDL/WW	60 LED/ Mtr	20	899	5 Meter
LSTGL20-GRN/BLU/RED/PNK	60 LED/ Mtr	20	899	5 Meter

PROFILE STRIP LIGHT

PROFILE STRIP LIGHT	WATTAGE	CASE LOT	MRP	LENGTH
LSTGL240P-CDL / WW / NW / BLU	60W	20	2000	5 Meter

## LED GALAXY STRIP DRIVER



LED STRIP DRIVER

ORDER CODE	OUTPUT	CASE LOT	MRP
LSTDRV-12V-2A	12 Volt - 2 Amp - 24 Watt	50	449
LSTDRV-12V-3A	12 Volt - 3 Amp - 36 Watt	50	650
LSTDRV-12V-5A	12 Volt - 5 Amp - 60 Watt	10	1000

## LED GALAXY ROPE

Applications:

- Indoor/ Outdoor Use
- Festive Decorations



\*600 Lm/Mtr is for 120 LED/Mtr rope lights



#For 120P only



Available Colors#

- CDL - Cool Day Light
- WW - Warm White
- BLU - Blue
- GRN - Green
- AMB - Amber
- AQB - Aqua Blue
- PNK - Pink

#Refer the table for more info



ROPE LIGHT				
ORDER CODE	WATTAGE LED / MTR	CASE LOT	MRP	LENGTH
LSTGLRP65 - WW/CDL/BLU	60 LED/MTR	1	9999	50 Meter
LSTGLRP120P65-WW/CDL/BLU/GRN	120 LED/MTR	1	11000	50 Meter
LSTGLRP120P65-AMB/ AQB/PNK	120 LED/MTR	1	11000	50 Meter
LSTGLRP120P18M-IND	120 LED/MTR	2	5000	18 Meter

## LED GALAXY ROPE DRIVER

LED ROPE DRIVER			
ORDER CODE	LED/MTR	CASE LOT	MRP
LSTRPDRV-230V-AC	For 60 LED/MTR	50	500
LSTRPDRV120P-AC	For 120 LED/MTR	20	400



## SUPER LUMEN TILE



**Suitable for Armstrong Ceiling**  
Super Lumen LED Tile is suitable for Armstrong Ceiling



**Voltage Protection**  
Wide voltage protection of 140V to 350V to protect the Super Lumen LED Tile from fluctuating voltages



PLATINA

ORDER CODE	WATTAGE	CASE LOT	MRP	PRODUCT DIMENSION
LDLPL-36W-CDL/NW/WW	36W	4	3000	595 X 595 MM

## SURFACE PANEL RING



**Perfect fit to install Crompton Star Slim / Star Lord Panels**

These panel rings can be used for Star Slim / Star Lord Recessed LED Panels



**No False Ceiling Required**

Surface Panel Rings can be installed on existing ceiling or can be wall mounted



**Available Shapes**

Round / Square

**ECOGLO**

SURFACE PANELS RINGS				
ORDER CODE ROUND/SQUARE	SURFACE RING FOR...	CASE LOT	MRP	PANEL OUTER DIM.
SR-R-6W / SR-S-6W	6W STAR SLIM	40	150	4 INCHES
SR-R-12W / SR-S-12W	12W STAR SLIM	30	225	6 INCHES
SR-R-18W / SR-S-18W	18W STAR SLIM	20	325	8 INCHES
SR-RL-5W / SR-SL-5W	5W STARLORD / STARLORD 3IN1	10	150	4 INCHES
SR-RL-10W / SR-SL-10W	10W STARLORD / STARLORD 3IN1	10	200	5 INCHES
SR-RL-1215W / SR-SL-1215W	12W/15W STARLORD / STARLORD 3IN1	10	225	6 INCHES



**BATTENS**

## DECORATIVE BATTENS

Applications:

- Home
- Schools
- Hotels
- Libraries

**Stylus Glo**

**Stylus Ara**

**Premion**



- Upto 50% energy saving over conventional tube lights
- Adjustable clips for easy mounting
- Shockproof
- 1 Year Warranty

**Available Wattages**

20W

**Available Modes**

CDL



**Stylus Glo**



**Stylus Ara**



**Premion**

**PLATINA**

ORDER CODE	WATTAGE	CASE LOT	MRP
LDSTLGL20-CDL	20W	20	700
LDSTLAR20-CDL	20W	20	700
LDPRMN20-CDL	20W	20	775

## SENSO - LED SENSOR BATTEN

Applications:

- Staircase
- Parking lot
- Corridors
- Storage Room
- Warehouse
- Washrooms



- Upto 70% energy saving over conventional tube lights
- Adjustable clips for easy mounting
- Shockproof
- 1 Year Warranty

**Available Wattages**

20W

**Available Modes**

CDL

**PLATINA**

ORDER CODE	WATTAGE	CASE LOT	MRP
LDSENS20-CDL	20W	20	999



# LASER RAY NEO 3IN1

Applications:

- Home
- Shops
- Hotels
- Auditorium



- Upto 50% energy saving over conventional tube lights
- Adjustable clips for easy mounting
- Shockproof
- 1 Year Warranty

Available Wattages

20W

Available Modes

- CDL
- NW
- WW

PLATINA

ORDER CODE	WATTAGE	CASE LOT	MRP
LDLSRN20-3IN1	20W	20	750

# LASER RAY XTREME

Applications:

- Homes
- Schools
- Shops
- Hotels
- Auditoriums



- Upto 50% energy saving over conventional tube lights
- Adjustable clips for easy mounting
- Shockproof
- 1 Year Warranty

Available Wattages

40W, 50W

Available Modes

- CDL
- NW
- WW

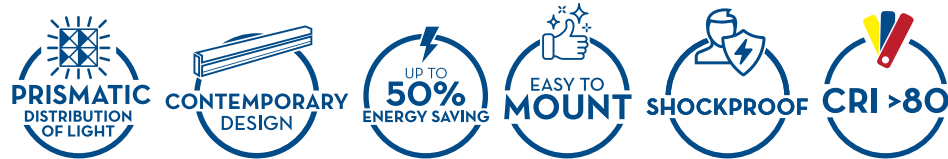
PLATINA

ORDER CODE	WATTAGE	CASE LOT	MRP
LDLSRNM40 - CDL / NW / WW	40W	20	1370
LDLSRNM50 - CDL / NW / WW	50W	20	1700

## LASER RAY MAXX

Applications:

- Homes
- Shops
- Hotels
- Auditoriums



- Upto 50% energy saving over conventional tube lights
- Adjustable clips for easy mounting
- Shockproof
- 1 Year Warranty

Available Wattages

28W, 36W

Available Colors

- CDL
- NW
- WW

### ECOGLO

ORDER CODE	WATTAGE	CASE LOT	MRP
LDLSRNX28-CDL/NW/WW	28W	20	750
LDLSRNX36-CDL/NW/WW	36W	20	950

## LASER RAY SMILE

Applications:

- Homes
- Shops
- Hotels
- Auditoriums



- Upto 50% energy saving over conventional tube lights
- Adjustable clips for easy mounting
- Shockproof
- 1 Year Warranty

Available Wattages

20W

Available Colors

- CDL
- NW
- WW

### ECOGLO

ORDER CODE	WATTAGE	CASE LOT	MRP
LDLSRS20-CDL	20W	25	575
LDLSRS20-NW	20W	25	575
LDLSRS20-WW	20W	25	575

# SLIM SHAKTI

Applications:

- Home
- Shops
- Hotels
- Auditorium



- Upto 50% energy saving over conventional tube lights
- Adjustable clips for easy mounting
- Shockproof
- 1 Year Warranty

Available Wattages

20W

Available Colors

- CDL
- NW
- WW



ECOGLO

ORDER CODE	WATTAGE	CASE LOT	MRP
LDLST20-CDL / NW / WW	20W	20	600

# LASER RAY NEO COLOR

Applications:

- Hotels/ Shops
- Festive Lighting
- Prayer Room
- Cove Lighting



- Upto 50% energy saving over conventional tube lights
- Adjustable clips for easy mounting
- Shockproof
- 1 Year Warranty

Available Wattages

20W

Available Colors

- RED - Red
- GRN - Green
- BLU - Blue
- PNK - Pink

ECOGLO

ORDER CODE	WATTAGE	COLOR	CASE LOT	MRP
LDLSRN20-RED	20W	RED	20	650
LDLSRN20-GRN	20W	GREEN	20	650
LDLSRN20-BLU	20W	BLUE	20	650
LDLSRN20-PNK	20W	PINK	20	650

# LASER RAY NEO

Applications:

- Bedroom
- Corridor
- Washroom
- Covered Balcony



CONTEMPORARY DESIGN

100 LUMEN PER WATT

LIGHT WEIGHT

UP TO 50% ENERGY SAVING

EASY TO MOUNT

NO UV/IR


- Upto 50% energy saving over conventional tube lights
- Adjustable clips for easy mounting
- Shockproof
- 1 Year Warranty

**Available Wattages**

5W / 10W / 20W / 24W

**Available Colors**

- CDL - Cool Day Light
- NW - Natural White
- WW - Warm White



ECOGLO

ORDER CODE	WATTAGE	CASE LOT	MRP
LDLSRNX05 - CDL / NW / WW	5W	20	450
LDLSRNX10 - CDL / NW / WW	10W	20	500
LDLSRNX20 - CDL / NW / WW	20W	25	600
LDLSRNX24 - CDL / NW / WW	24W	20	650

# LASER RAY LED TUBE

Applications:

- Home
- Shops
- Hotels
- Auditorium



HIGH PERFORMANCE SMART PRICE

LIGHT WEIGHT

CRI >80

NO UV/IR

SHOCKPROOF

1 YEAR WARRANTY

- Upto 50% energy saving over conventional tube lights
- Shockproof
- 1 Year Warranty

**Available Wattages**

20W

**Available Colors**

- CDL

ECOGLO

ORDER CODE	WATTAGE	CASE LOT	MRP
LED20TLCDLPC	20W	20	400





## DECORATIVE AND CANDLE BULBS

## DECO LAMP

Applications:

- Night Lamp
- Prayer Room
- Bedroom
- Decoration



### PLATINA

ORDER CODE	WATTAGE	COLOR	CASE LOT	MRP
LEDDECORAUTC	0.5W	AUTO COLOR	24	90
LEDDECORBLU	0.5W	BLUE	48	75
LEDDECORWW	0.5W	WARM WHITE	48	75
LEDDECORGRN	0.5W	GREEN	48	75
LEDDECORORN	0.5W	ORANGE	48	75
LEDDECORPNK	0.5W	PINK	48	75
LEDDECORRED	0.5W	RED	48	75
LEDDECORWHT	0.5W	WHITE	48	75
LEDDECORYLW	0.5W	YELLOW	48	75

## DECO SOCKET LAMP

Applications:

- Night Lamp
- Prayer Room
- Bedroom
- Decoration



### PLATINA

ORDER CODE	WATTAGE	COLOR	CASE LOT	MRP
LEDDECOSOKCDL	0.5W	COOL DAY LIGHT	24	99
LEDDECOSOKWW	0.5W	WARM WHITE	24	99
LEDDECOSOKRED	0.5W	RED	24	99
LEDDECOSOKORN	0.5W	ORANGE	24	99
LEDDECOSOKPNK	0.5W	PINK	24	99
LEDDECOSOKYEL	0.5W	YELLOW	24	99
LEDDECOSOKBLU	0.5W	BLUE	24	99
LEDDECOSOKGRN	0.5W	GREEN	24	99

COLORMATIC

Applications:

- Prayer Room
- Festive Lighting
- Floor Lamp
- Table Lamp



PLATINA

ORDER CODE	COLOR	END CAP	WATTAGE	CASE LOT	MRP
LED7WDF	RED	B22	7W	24	200
LED7WDF	GREEN	B22	7W	24	200
LED7WDF	BLUE	B22	7W	24	200
LED7WDF	YELLOW	B22	7W	24	200

NIGHT BUDDY

LIGHT BHI.  
CHARGE BHI.

Applications:

- Night Lamp
- Charging Headphone, Speaker, Smart Watch, Mobile Phone & Power bank

\*Night Buddy works better within 5000mAh range



PLATINA

ORDER CODE	WATTAGE	CASE LOT	MRP
LEDNBUDDYCDL	0.5W	20	175
LEDNBUDDYWW	0.5W	20	175
LEDNBUDDYNW	0.5W	20	175



## DECORAY CANDLE

Applications:

- Table Lamp
- Dining Area
- Bedside Lamp
- Chandelier



**105 Lumens/ Watt**

105 LPW with 3 Star Rating  
for Extra Brightness and More  
Savings per Wattage



**Soothing Effect/ Sparkling Effect**  
Soothing Effect with Frosted Optics and  
Sparkling Effect with Clear Optics



FROSTED



CLEAR



MUSHROOM



### PLATINA

ORDER CODE	COLOR	END CAP	WATTAGE	CASE LOT	MRP
LED3WE14FRS	CDL/WW	E14	3W	24	175
LED3WE27FRS	CDL/WW	E27	3W	24	175
LED4.5WE14FRS	CDL/WW	E14	4.5W	24	285
LED4.5WE27FRS	CDL/WW	E27	4.5W	24	285
LED4.5WE14CLR	CDL/WW	E14	4.5W	24	285
LED4.5WE27CLR	CDL/WW	E27	4.5W	24	285
LED4.5WE14MUSH	WW	E14	4.5W	24	285
LED4.5WE27MUSH	WW	E27	4.5W	24	285





# LED BULBS

## BACKUP LAMP

Applications:

- Living Room
- Bedroom
- Study
- Kitchen



### 4 Hour Backup

Provides Upto 4 Hours power backup



### 2200 mAh Li-ion Battery

For Longer Product Life



### Protection Shield

Overcharge, Deep Discharge & Short Circuit protection technology



### Battery Management

In-built battery management system protects the battery from overcharging, overdischarging, and overheating and helps enhance the battery's life.



### 100 Lumens Per Watt

100 Lumens per watt for extra brightness and more savings per wattage.



#### Available Wattages

9W / 12W / 15W

#### Available Colors

● CDL - Cool Day Light

### PLATINA

ORDER CODE	WATTAGE	COLOR	CASE LOT	MRP
LED9WDFINVB4DCDL	9W	CDL	20	651
LED12WDFINVB4DCDL	12W	CDL	20	751
LED15WDFINVB4DCDL	15W	CDL	20	951

# DYNARAY

Applications:

- Living Room
- Bedroom
- Kitchen
- Washroom



### Durasure Technology

More Durability and Robustness with upto 4kV Surge Protection, 440V High Voltage Protection and 25,000 LED Burning Hours



### 105 Lumens per watt

105 LPW with 3 Star Rating for Extra Brightness and More Savings per Wattage



In Select Lamps Only



## DYNARAY 3W



Order Code	End Cap	Star Rating	Case Lot	MRP
LED3WNDFWB2SCDL	B22	2 STAR	60	130
LED3WNDFWB1SWW	B22	1 STAR	60	130
LED3WNESWB2SCDL	E27	2 STAR	60	130
LED3WNESWB1SWW	E27	1 STAR	60	130

## DYNARAY 5W



Order Code	End Cap	Star Rating	Case Lot	MRP
LED5WNDFWB2SCDL	B22	2 STAR	60	135
LED5WNDFWB1SWW	B22	1 STAR	60	135
LED5WNESWB2SCDL	E27	2 STAR	60	135
LED5WNESWB1SWW	E27	1 STAR	60	135

## DYNARAY 7W



Order Code	End Cap	Star Rating	Case Lot	MRP
LED7WNDFWB2SCDL	B22	2 STAR	60	150
LED7WNDFWB1SWW	B22	1 STAR	60	150
LED7WNESWB2SCDL	E27	2 STAR	60	150
LED7WNESWB1SWW	E27	1 STAR	60	150

## DYNARAY 9W



Order Code	End Cap	Star Rating	Case Lot	MRP
LED9WNDFWB2SCDL	B22	2 STAR	60	155
LED9WNDFWB1SWW	B22	1 STAR	60	155
LED9WNESWB2SCDL	E27	2 STAR	60	155
LED9WNESWB1SWW	E27	1 STAR	60	155

DYNARAY  
12W



Order Code	End Cap	Star Rating	Case Lot	MRP
LED12WNDFWB2SCDL	B22	2 STAR	30	280
LED12WNDFWB1SWW	B22	1 STAR	30	280
LED12WNESWB2SCDL	E27	2 STAR	30	280
LED12WNESWB1SWW	E27	1 STAR	30	280

DYNARAY  
14W



Order Code	End Cap	Star Rating	Case Lot	MRP
LED14WNDFWB2SCDL	B22	2 STAR	30	300
LED14WNDFWB1SWW	B22	1 STAR	30	300
LED14WNESWB2SCDL	E27	2 STAR	30	300
LED14WNESWB1SWW	E27	1 STAR	30	300

DYNARAY  
18W



Order Code	End Cap	Star Rating	Case Lot	MRP
LED18WNDFWB2SCDL	B22	2 STAR	20	390
LED18WNDFWB1SWW	B22	1 STAR	20	390
LED18WNESWB2SCDL	E27	2 STAR	20	390
LED18WNESWB1SWW	E27	1 STAR	20	390

DYNARAY  
20W



Order Code	End Cap	Star Rating	Case Lot	MRP
LED20WNDFWB2SCDL	B22	2 STAR	20	435
LED20WNDFWB1SWW	B22	1 STAR	20	435
LED20WNESWB2SCDL	E27	2 STAR	20	435
LED20WNESWB1SWW	E27	1 STAR	20	435

DYNARAY  
23W



Order Code	End Cap	Star Rating	Case Lot	MRP
LED23WNDFWB2SCDL	B22	2 STAR	20	475
LED23WNDFWB1SWW	B22	1 STAR	20	475
LED23WNESWB2SCDL	E27	2 STAR	20	475
LED23WNESWB1SWW	E27	1 STAR	20	475

DYNARAY  
26W



Order Code	End Cap	Star Rating	Case Lot	MRP
LED26WNDFWB2SCDL	B22	2 STAR	20	535
LED26WNDFWB1SWW	B22	1 STAR	20	535
LED26WNESWB2SCDL	E27	2 STAR	20	535
LED26WNESWB1SWW	E27	1 STAR	20	535





HIGH WATTAGE

Applications:

- Covered Balcony
- Outdoor
- Hotels/ Shops
- Living Room



100 Lumens Per Watt

100 Lumens per watt output gives More Brightness and More Savings



Omni Directional Light

High beam angle provides better light spread across all corners of the room



30W  
3000 Lumen



Order Code	End Cap	Star Rating	Case Lot	MRP
LED30WNDFWB2SCDL	B22	2 STAR	10	875
LED30WNDFWB1SWW	B22	1 STAR	10	875
LED30WNESWB2SCDL	E27	2 STAR	10	875
LED30WNESWB1SWW	E27	1 STAR	10	875

40W  
4000 Lumen



Order Code	End Cap	Star Rating	Case Lot	MRP
LED40WNDFWB2SCDL	B22	2 STAR	10	1175
LED40WNDFWB1SWW	B22	1 STAR	10	1175
LED40WNESWB2SCDL	E27	2 STAR	10	1175
LED40WNESWB1SWW	E27	1 STAR	10	1175

50W  
5000 Lumen



Order Code	End Cap	Star Rating	Case Lot	MRP
LED50WNDFWB2SCDL	B22	2 STAR	10	1375
LED50WNDFWB1SWW	B22	1 STAR	10	1375
LED50WNESWB2SCDL	E27	2 STAR	10	1375
LED50WNESWB1SWW	E27	1 STAR	10	1375

60W  
6000 Lumen



Order Code	End Cap	Star Rating	Case Lot	MRP
LED60WNDFWB2SCDL	B22	2 STAR	10	1600
LED60WNDFWB1SWW	B22	1 STAR	10	1600
LED60WNESWB2SCDL	E27	2 STAR	10	1600
LED60WNESWB1SWW	E27	1 STAR	10	1600



LED TABLE LAMPS

# ROVELLO

Applications:

- Office
- Homes
- Hotels
- Schools



### 360° Twisting & Rotating

Crompton Rovello is a 360° flexible twisting and rotating LED table lamp with 3 Step Dimming - Focus, Relax and Night Mode




### Mobile Holder & Pen Stand

Rovello LED table lamp is a Multipurpose lamp. It can be used as a Mobile holder or a pen stand.



### Up to 10 Hours Backup

Rovello with inbuilt rechargeable battery gives up to 10 hours backup in Relax Mode.



### Rechargeable via USB

Crompton Rovello is a rechargeable LED table lamp with built-in 2200 mAh battery. Charging can be done via a USB Type C cable. USB cable is not included.

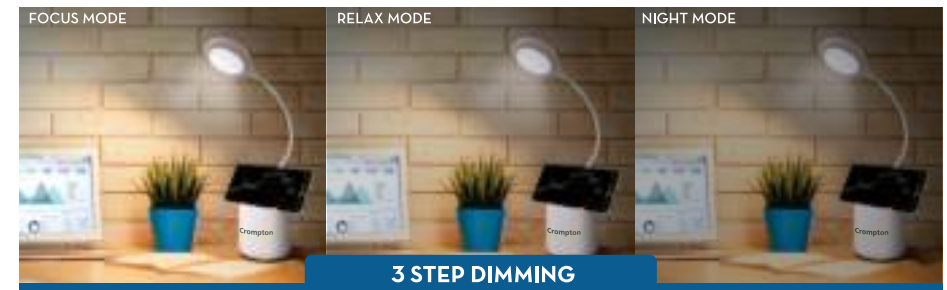


#### Available Wattages

6W

#### 3 Step Dimming

- FOCUS MODE
- RELAX MODE
- NIGHT MODE



## ECOGLO

ORDER CODE	WATTAGE	MODES	CASE LOT	MRP
LED6WCHTBL-RYL-WH	6W	FOCUS / RELAX / NIGHT	6	1500



# OPTISTAR LED STREET LIGHT

Applications:

- Street and Lane
- Parking
- Garden Pathway
- Campus Lighting



PLATINA

ORDER CODE	WATTAGE	COLOR	CASE LOT	MRP
LDSTR20CDL	20W	CDL	10	1950
LDSTR25CDL	25W	CDL	10	2000
LDSTR30CDL	30W	CDL	10	2700
LDSTRX50CDL	50W	CDL	10	3000
LDSTRX75CDL	75W	CDL	5	3500
LDSTRX100CDL	100W	CDL	5	4000

Constant light output across operating voltage

# GLEAM LED FLOOD LIGHT

Applications:

- Parking
- Façade Lighting
- Landscape Lighting
- Signages



ECOGLO

ORDER CODE	WATTAGE	COLOR	CASE LOT	MRP
LDFLX20CDL	20W	CDL	10	1550
LDFLX30CDL	30W	CDL	10	2200
LDFLX50CDL	50W	CDL	5	2750
LDFLX70CDL	70W	CDL	5	3500
LDFLX100CDL	100W	CDL	4	4500
LDFLX150CDL	150W	CDL	4	6500

## SOLARION GATE / OUTDOOR LAMPS

Applications:

- Garden Lighting
- Pathways
- Outdoor Lighting
- Park & Playground Lighting



LUNAR BOLLARD



STARLYT PRIME



STARLYT



PLATINA

ORDER CODE	DESCRIPTION ( With B22 Bulb Holder)	CASE LOT	MRP
GTLMP-STAR-WH	SOLARION STARLYT IP65 GATE LAMP	8	3000
GTLMP-STARP-WH	SOLARION STARLYT PRIME IP65 GATE LAMP	8	3000
GTLMP-LUNAR-GRY	SOLARION LUNAR BOLLARD IP65 GARDEN LAMP	8	7500

## SOLARION GATE / OUTDOOR LAMPS

Applications:

- Garden Lighting
- Pathways
- Outdoor Lighting
- Park & Playground Lighting



ECLIPSE ROUND



ECLIPSE OVAL



IMPERIAL NEO



IMPERIAL LANTERN



IMPERIAL PRIME



IMPERIAL ROUND



ECOGLO

ORDER CODE	DESCRIPTION ( With B22 Bulb Holder)	CASE LOT	MRP
GTLMP-ECLRND-WH	SOLARION ECLIPSE ROUND IP65 GATE LAMP	8	1500
GTLMP-ECLOVL-WH	SOLARION ECLIPSE OVAL IP65 GATER LAMP	8	1500
GTLMP-IMPNEO-WH	SOLARION IMPERIAL NEO IP65 GATE LAMP	8	1500
GTLMP-IMPLTR-WH	SOLARION IMPERIAL LANTERN IP65 GATE LAMP	8	1500
GTLMP-IMPRND-WH	SOLARION IMPERIAL ROUND IP65 GATE LAMP	8	3600
GTLMP-IMPPRM-WH	SOLARION IMPERIAL PRIME IP65 GATE LAMP	8	3600

## POWER RAY LED TORCHES

Applications:

- Suitable for use as an emergency light during nights, travel, camping, and outdoor activities.



1W


2W

3W

DUAL PRO



RAKSHAK PRO / RANGER PRO



PLATINA

ORDER CODE	DESCRIPTION	CASE LOT	MRP
LED1WTRCH-DUAP-ORG	DUAL PRO LED TORCH 1W RECHARGEABLE	12	450
LED2WTRCH-RSKP-BLK	RAKSHAK PRO LED TORCH 2W RECHARGEABLE	12	650
LED3WTRCH-RNGP-BLK	RANGER PRO LED TORCH 3W RECHARGEABLE	12	700

## POWER RAY LED TORCHES

Applications:

- Suitable for use as an emergency light during nights, travel, camping, and outdoor activities.



1W

1W

1W

FIGHTER



BEAMER / CHAMAK



ECOGLO


ORDER CODE	DESCRIPTION	CASE LOT	MRP
LED1WTRCH-BM-ORG	BEAMER LED TORCH 1W	12	200
LED1WTRCH-CMK-BLU	CHAMAK LED TORCH 1W	12	250
LED1WTRCH-FTR-ORG	FIGHTER LED TORCH 1W	12	270



## POWER BOX EXTENSION BOARDS



Charge Multiple Devices  
in Style!



ALPHA SU

ALPHA CU

ALPHA C



**PLATINA**

ORDER CODE	DESCRIPTION (EXTENSION BOARDS)	CASE LOT	MRP
LEDPB-ALPHA-SU	POWER BOX ALPHA-SU - (3 SOCKETS+2 USB)(LINEAR)	10	1499
LEDPB-ALPHA-C	POWER BOX ALPHA-C - (5 SOCKETS)(ROUND)	10	999
LEDPB-ALPHA-CU	POWER BOX ALPHA-CU - (2 SOCKETS + 2 USB)(ROUND)	10	999

## POWER BOX EXTENSION BOARDS



Multiple devices,  
one elegant solution



ALPHA BX

ALPHA WX

ALPHA LITE

ALPHA S



**ECOGLO**

ORDER CODE	DESCRIPTION (EXTENSION BOARDS)	CASE LOT	MRP
LEDPB-ALPHA-WX/BX	POWER BOX ALPHA WX/BX - (4 SOCKETS)(LINEAR)	10	699
LEDPB-ALPHA-LITE	POWER BOX ALPHA LITE - (4 SOCKETS)(LINEAR)	10	699
LEDPB-ALPHA-S	POWER BOX ALPHA-S - (4 SOCKETS)(LINEAR)	10	799



# VERSA EMERGENCY LAMP

Applications:

- Home
- Shops
- Camping
- Outdoor Activities



The lamp delivers uniform illumination with its 360-degree light distribution, ensuring a well-lit environment from every angle.



The tunable feature adjusts light color seamlessly, from comforting 2700K to bright 6500K



Essential during outages or outdoor activities, ensuring reliable illumination in critical moments.



Lamp emits glare-free light, providing a soothing ambiance without causing discomfort.



Available Wattages

5W

Available Colors

○○○ Tunable: From CDL-NW-WW



CDL



NW



WW

ECOGLO

ORDER CODE

LED5WCHEMG-VER-BLU

WATTAGE

5W

CASE LOT

6

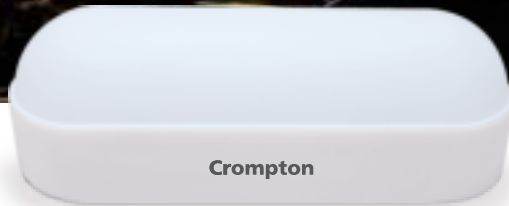

MRP

1500

# XELLO LED BULK HEAD

Applications:

- Indoor & Outdoor Walls
- Balconies
- Walkways
- Corridors



### Suitable as Wall Decor

Xello Bulk Head's minimalist design and versatile functionality make them perfect for accenting indoor, or outdoor spaces.



### Strong Plastic Body

Its strong, sturdy design and durable composition conquer wear and tear, standing firm through irregular conditions.



### High Surge Protection

The in-built surge protection protects against unstable power conditions or sudden peaks in AC Voltage upto 4kV.



### Water Resistant

Xello LED Bulk Head is built with exceptional durability to withstand wet and harsh conditions.



#### Available Wattages

10W, 20W

#### Available Colors

○ CDL, ● WW



Cool Day Light



Warm White

## ECOGLO

ORDER CODE	WATTAGE	CASE LOT	MRP
BLKD-XELLO-10W-CDL / WW	10W	20	600
BLKD-XELLO-20W-CDL / WW	20W	20	800