

Yoyo Linear - Direct

Architectural Surface / Suspended Luminaire



PROJECT: TYPE: DATE:

NOTES:



Specification grade architectural round fixtures deliver minimalistic and distinctive lines that are able to endorse any design of hospitality, gym and commercial space.

- Available from 22" to 63" diameter
- Lumens from 2,625LM to 4,200LM
- Low profile housing 3" height
- Extruded aluminum housing
- 90+ CRI
- Suspended & surface mount



ORDERING GUIDE Example: YLD-2440-40K-U-DM-90-WH-WH-SW

MODEL	SIZE/LUMENS	COLOUR TEMP.	VOLTAGE	DIMMING	CRI	FINISH	CANOPY FINISH
YLD	2240 22" 4,200LM	27K 2700K	U 120V-277V	DM 0-10V	90 90+ CRI	WH White	WH White
	4280 42" 8,400LM	30K 3000K	UEB 120V-277V W/ Emergency Backup			BK Black	BK Black
	63120 63" 12,600LM	35K 3500K				Custom Specify Ral#	Custom Specify Ral#
		40K 4000K				Example:	Example:
					GR Grey (RAL#9006)	GR Grey (RAL#9006)	

MOUNTING OPTION

- SW**
Suspended wire
- SC**
Suspended canopy
- SM**
Surface mount

Suspended Cable Length
ST- Standard 5ft (60" 1500mm)

Suspended Power Cable Length
ST- Standard 5ft (60" 1500mm)

Surface Mount Power Cable Length
ST- Standard 1ft (11.8" 300mm)

*Phase dimming Triac/ELV: Available
Please contact manufacture

Yoyo Linear - Direct

Architectural Surface / Suspended Luminaire



SPECIFICATION

Construction

Extruded aluminum housing
Polycarbonate lens

Beam Angle

120°

Environment

Suitable for dry or damp locations
Indoor use only
-20°C to 40°C (-4°F to 104°F)

Electrical

0-10V dimming: 100%-10%
Power factor >0.9
Integral Driver or Remote Driver

Emergency Battery

Optional Emergency output
5 watts for 90 minutes

Certificates

ETL and cETL.
Rated Lifetime of L70 50,000+ hrs

LED System

Available in 2700K, 3000K, 3500K, 4000K
CRI 90+
Sustainable LED modules

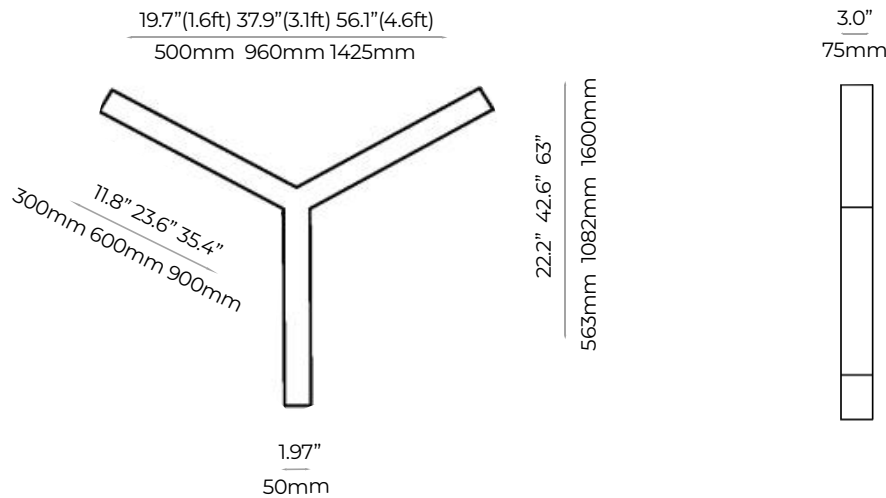
Finish

Standard: Polyester powder coat white,
black or custom finish (Specify RAL#)
Example: Grey RAL#9006

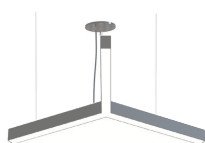
Warranty

5 year limited parts warranty

DIMENSIONS



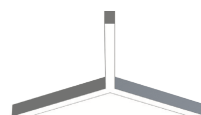
MOUNTING OPTIONS



SW
Suspended wire



Suspended canopy



SM
Surface mount

Yoyo Linear - Direct

Architectural Surface / Suspended Luminaire



TECHNICAL INFORMATION

Model	Fixture Dimension (Dia x Width)		Total		# of Sections	Canopy Diameter (Suspended)	
	feet	inch	Lumens	Wattage		inch	mm
2440	1.8ft	22.2 x 3.0	4,200	40	1	9.8	250
4280	3.5ft	42.6 x 3.0	8,400	80	1	9.8	250
63120	5.2ft	63.0 x 3.0	12,600	120	1	9.8	250

DISTRIBUTION & OPTICAL

