




ACCENT CHAIR

Congratulations on the purchase of your new Accent Chair



PRECAUTION:

Always read and follow instructions before use | Always use the unit according to the manufacturers guidelines | Only use the unit in a manner as intended by manufacturer.

⚠️WARNING: THIS PRODUCT IS TO BE ASSEMBLED BY AN ADULT. IN ITS UNASSEMBLED STATE THIS PRODUCT CONTAINS POTENTIALLY HAZARDOUS SHARP POINTS, SHARP EDGES, AND SMALL PARTS. KEEP OUT OF REACH OF CHILDREN.

Did your unit come with any damaged or missing parts?

WE'RE HERE TO HELP

Our team of dedicated customer care professionals are ready to help you with any questions or concerns you may have.

For immediate attention, call Monday-Thursday 9:00am-5:00pm & Friday 9:00am-1:00pm.

Or you can leave us a voice message or email, and we guarantee you will hear back from us within one business day.


Phone: 866-686-4891
Email: info@milliardbrands.com

MAINTENANCE:


To keep the unit clean, periodically dust and wipe it with a damp cloth. For more extensive cleaning, use a mild wood cleanser and a soft cloth.

CHAIR PARTS

1
Seat

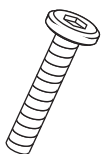


2
Legs

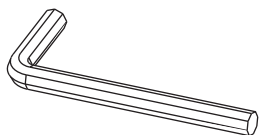


HARDWARE PARTS

A
Bolts x4



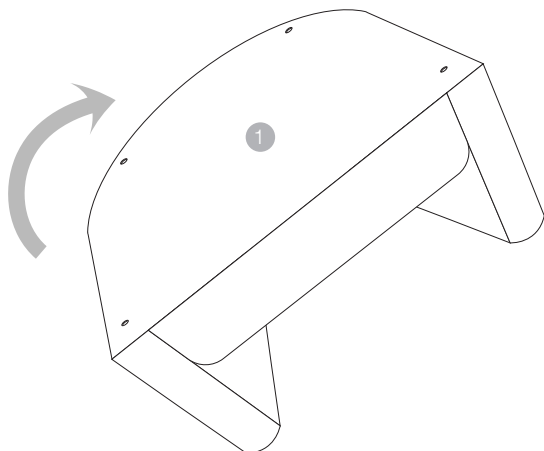
B
Hex Key



ASSEMBLY INSTRUCTIONS

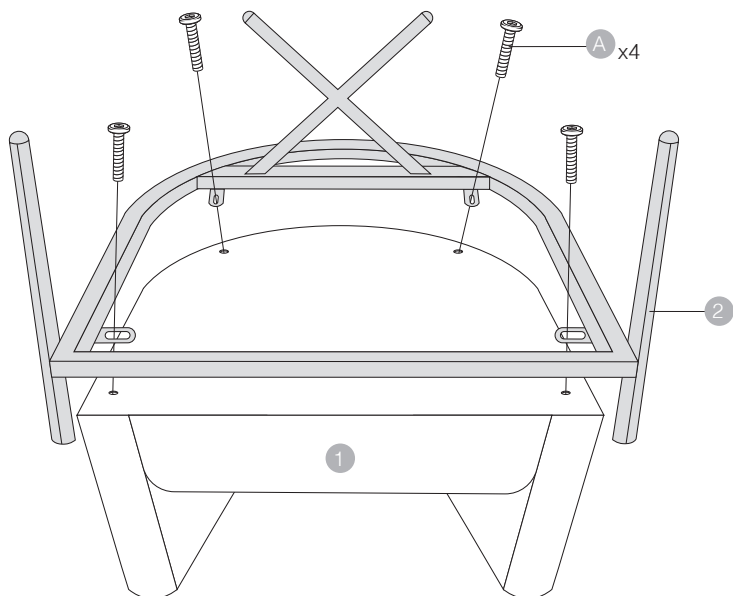
STEP 1

Place the seat **1** upside down on a clean surface.



STEP 2

Attach the legs **2** to the seat **1** using bolts **A**.



Voila! Enjoy your brand new chair!