

FRAME PICTURE GRAPHIC

The images of the **GRAPHIC SERIES (G)** have been carefully sized on the radiator to obtain the best graphic balance.

The ordered product will portray the image as presented in the catalog.

All available solutions are available on the following pages.

This procedure streamlines the timing by allowing the immediate creation of the code number as shown on the opposite page.



Artic



Lagoon Azul



Corallo



Iris 03



Season 06

GRAPHIC SERIES



artwork by Mariano Moroni

**CORALLO
(G09)**



artwork by Mariano Moroni

**ARTIC
(G10)**



artwork by Mariano Moroni

**LAGOON AZUL
(G21)**



**IRIS 03
(G23)**

FRAME SEASON - artwork by Mariano Moroni



**SEASON 03
(G13)**



**SEASON 04
(G14)**



**SEASON 05
(G15)**



**SEASON 06
(G16)**

HOW TO ORDER THE FRAME PICTURE

ARTICLE CODE STRUCTURE					
Radiator model	Radiator dimensions	Article code of the connection	Model code	Constant value	
AAAA	BBB CC	DDD	Model code Frame Artic: G10 Frame Corallo: G09 Frame Lagoon Azul: G21 Frame Iris 03: G23 Frame Season 03: G13 Frame Season 04: G14 Frame Season 05: G15 Frame Season 06: G16 Frame custom radiator: P99	B	

Example					
Radiator model	Radiator dimensions	Article code of the connection	Model code	Constant value	
FRST	464 18	V11	G09	B	

EXAMPLE OF ARTICLE CODE CREATION

In case of a Frame CORALLO 464x1822 mm, with V11 connection.

The article code will be:

FRST 464 18 V11 G09 B

FRAME PICTURE

HOW TO ORDER THE FRAME PICTURE PLUS

ARTICLE CODE STRUCTURE					
Radiator model	Radiator dimensions	Article code of the connection	Model code	Constant value	
AAAA	BBB CC	DDD	Model code Frame Artic: G10 Frame Corallo: G09 Frame Lagoon Azul: G21 Frame Iris 03: G23 Frame Season 03: G13 Frame Season 04: G14 Frame Season 05: G15 Frame Season 06: G16 Frame custom radiator: P99	B	

Example					
Radiator model	Radiator dimensions	Article code of the connection	Model code	Constant value	
FRPL	464 18	V11	G10	B	

EXAMPLE OF ARTICLE CODE CREATION

In case of a Frame ARTIC PLUS 464x1822 mm, with V11 connection.

The article code will be:

FRPL 464 18 V11 G10 B

FRAME PICTURE PLUS

HOW TO ORDER THE FRAME PICTURE MAX

ARTICLE CODE STRUCTURE					
Radiator model	Radiator dimensions	Article code of the connection	Model code	Constant value	
AAAA	BBB CC	DDD	Model code Frame Artic: G10 Frame Corallo: G09 Frame Lagoon Azul: G21 Frame Iris 03: G23 Frame Season 03: G13 Frame Season 04: G14 Frame Season 05: G15 Frame Season 06: G16 Frame custom radiator: P99	B	

Example					
Radiator model	Radiator dimensions	Article code of the connection	Model code	Constant value	
FRMX	464 18	V11	G23	B	

EXAMPLE OF ARTICLE CODE CREATION

In case of a Frame MAX IRIS 03 464x1822 mm, with V11 connection.

The article code will be:

FRMX 464 18 V11 G23 B

FRAME PICTURE MAX

FRAME PICTURE

Available sizes: CORALLO - ARTIC

Applicable on models: FRAME - FRAME PLUS - FRAME MAX

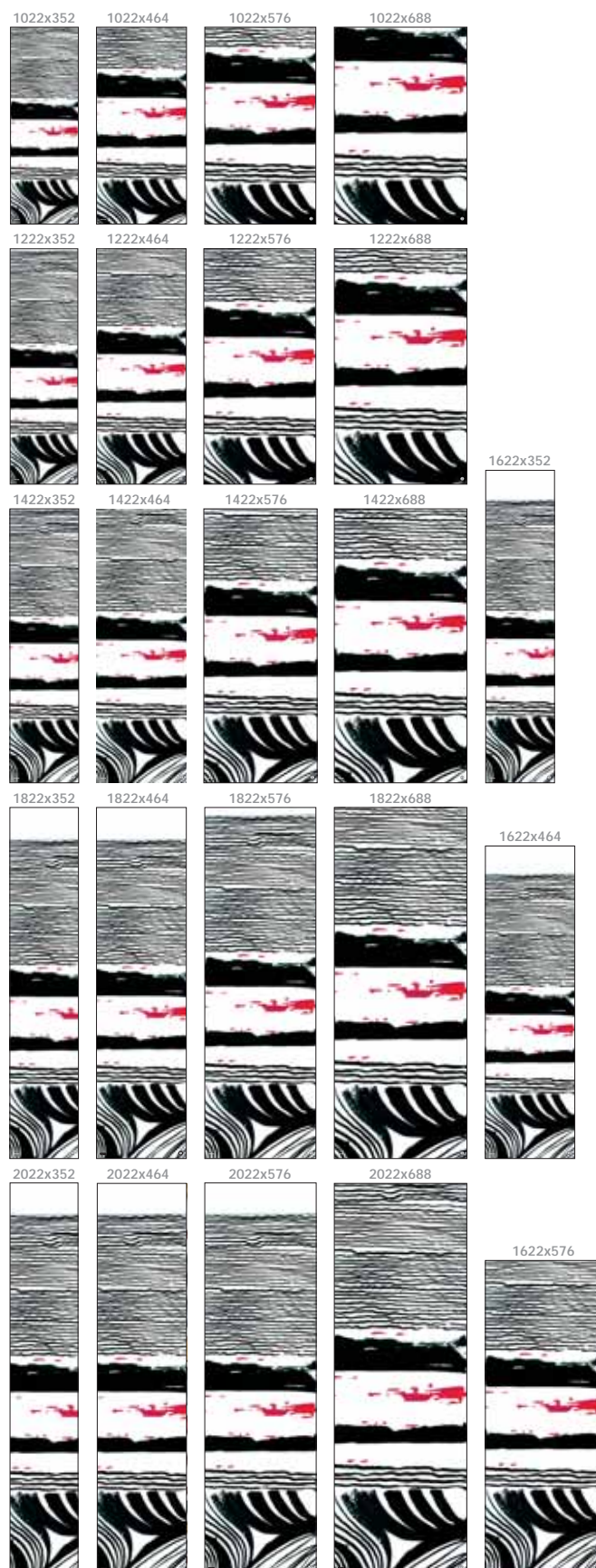
FRAME CORALLO

G09



FRAME ARTIC

G10




FRAME PICTURE

Available sizes: LAGOON AZUL - IRIS 03

Applicable on models: FRAME - FRAME PLUS - FRAME MAX


FRAME LAGOON AZUL

G21



FRAME IRIS 03

G23



INOX STYLE

EXTRASLIM®

NEO DESIGN

CLASSIC LINE

GRAPHIC PICTURE

ACCESSORIES
TECHNICAL SUPPORT

FRAME PICTURE

Available sizes: SEASON

Applicable on models: FRAME - FRAME PLUS - FRAME MAX


FRAME SEASON 03

G13



FRAME SEASON 04

G14




FRAME PICTURE


Available sizes: SEASON

Applicable on models: FRAME - FRAME PLUS - FRAME MAX

FRAME SEASON 05 G15



FRAME SEASON 06 G16



INOX STYLE

EXTRASLIM®

NEO DESIGN

CLASSIC LINE

GRAPHIC PICTURE

ACCESSORIES
TECHNICAL SUPPORT