



# ROSY GRAPHIC

## TOTEM - RING

artwork **Mariano Moroni**

**EUROPEAN  
WARRANTY**

### MATERIAL:

Horizontal collector in painted carbon steel with  $\varnothing$  of 38 mm  
Vertical heating elements in painted carbon steel da 50x10 mm.

### FIXING KIT:

Brackets, airvent, hexagonal tool, plugs and screws for mounting suitable for use on compact or hollow brick, user notice.

### PACKAGING:

The radiator is protected by a wooden crate and carton.  
User notice included.

### PAINTING PROCESS:

Painted with ecological epoxy. (Certificate DIN 55900-1,-2).  
Thermal outputs certified in accredited laboratories in compliance with European norm EN442.

## PRODUCT CERTIFICATES



Pression maximale de service: 5 bar

Température maximale de service: 110° C

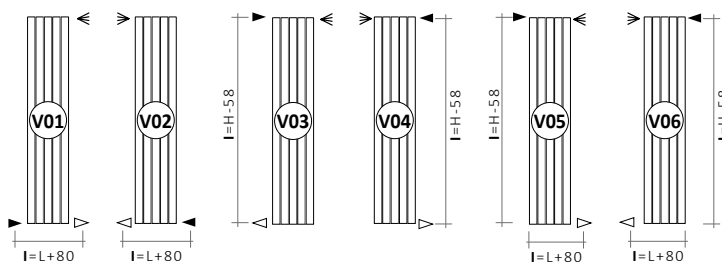
Available for central heating systems

Connexions: n° 2 x 1/2" gaz - n° 1 x 1/8" gaz

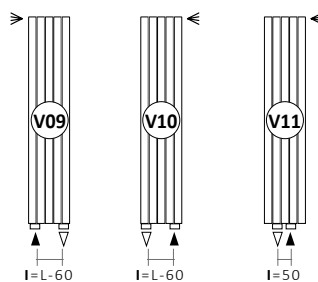
RING, TOTEM BLACK AND TOTEM WHITE ARE AVAILABLE IN **HORIZONTAL VERSION** ON REQUEST.

Vertical and horizontal dimensions and graphic have been chosen with care to offer a exclusive design radiators collection easy to place in every contemporaneous living space. We always suggest to indicate the connections when you order.

### Standard Connexions



### Special Connexions



Legend = **►** In **▷** Out **◄** Airvent **H** Height **I** Pipe Centres **L** Width **□** Connection

Always specify the kind of connection needed when ordering.

## ACCESSORIES



**Elegant square manual valve kit painted pure white R01**

Copper connection  $\varnothing$  12/14/15  
Art. Nr. 5991990310553

Multilayer connection  $\varnothing$  16  
Art. Nr. 5991990310552



**Elegant with thermostatic head square pure white R01 painted valve kit**

Copper connection  $\varnothing$  12/14/15  
Art. Nr. 5991990310539

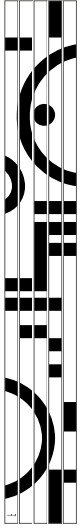
Multilayer connection  $\varnothing$  16  
Art. Nr. 5991990310538



**Elegant square pipe centres 50 mm valve kit painted pure white R01 with thermostatic head - right**


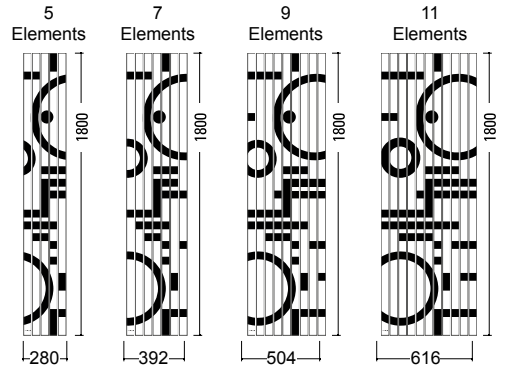
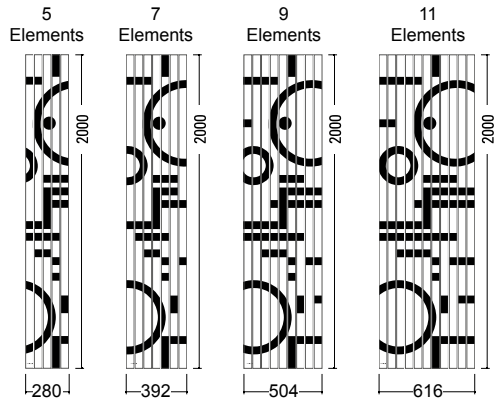
Copper connection  $\varnothing$  12/14/15  
Art. Nr. 5991990310543

Multilayer connection  $\varnothing$  16  
Art. Nr. 5991990310542




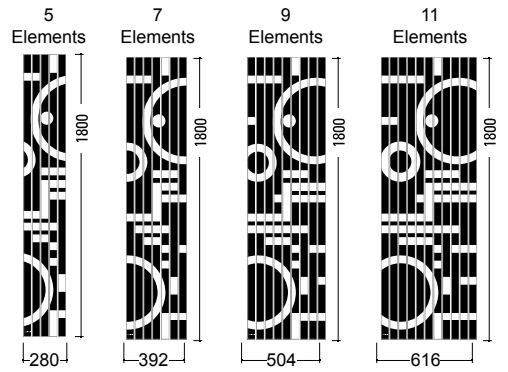
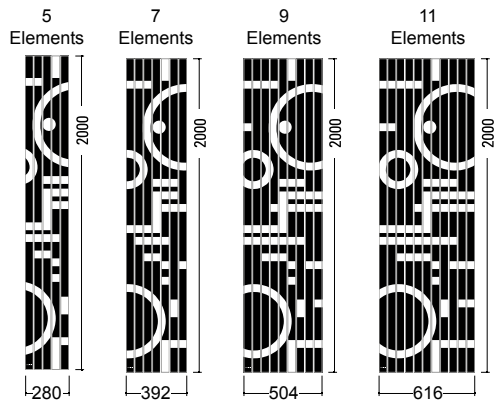
## G01 - Totem White

Available measures



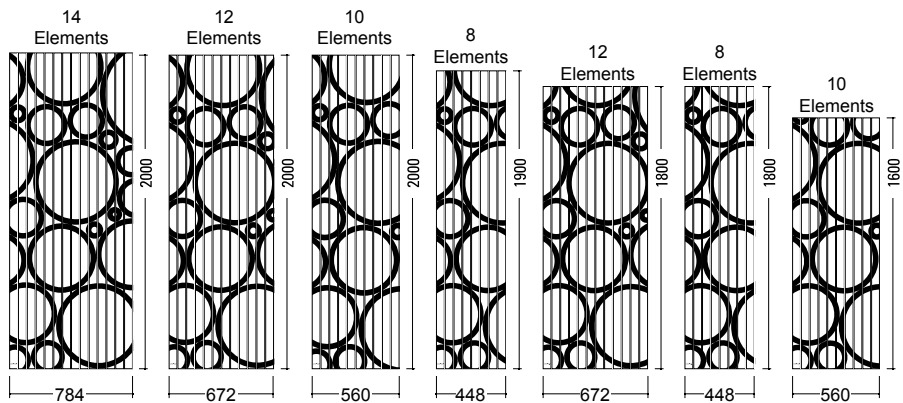
## G02 - Totem Black

Available measures



## G04 - Ring

Available measures



# 1 - ROSY GRAPHIC - HOW TO ORDER

## ARTICLE CODE STRUCTURE

Radiator model	Number of elements	Radiator height	Article code of the connection	Model code Totem White: G01 Totem Black: G02 Ring: G04	Constant value
AAAA	BB	CCC	DDD	EEE	B

## Example

Radiator model Example: Radiatore Rosy Graphic	Number of elements Example: Width 5 elements	Radiator height Example: 2000 mm	Article code of the connection Example: connection V11	Model code Example: Totem White G01	Constant value
RO50	05	200	V11	G01	B

## EXAMPLE OF ARTICLE CODE CREATION

In case of a ROSY GRAPHIC 5 elements, H. 2000 mm, with V11 connection.

The article code will be:

**RO50 05 200 V11 G01 B**

# 2 - ROSY TANDEM GRAPHIC - HOW TO ORDER

## ARTICLE CODE STRUCTURE

Radiator model	Number of elements	Radiator height	Article code of the connection	Model code Totem White: G01 Totem Black: G02 Ring: G04	Constant value
AAAA	BB	CCC	DDD	EEE	B

## Example

Radiator model Example: Radiatore Rosy Tandem Graphic	Number of elements Example: Width 5 elements	Radiator height Example: 2000 mm	Article code of the connection Example: connection V11	Model code Example: Totem White G01	Constant value
RT50	05	200	V11	G01	B

## EXAMPLE OF ARTICLE CODE CREATION

In case of a ROSY tandem GRAPHIC 5 elements, H. 2000 mm, with V11 connection.

The article code will be:

**RT50 05 200 V11 G01 B**

# 3 - ROSY MAX GRAPHIC - HOW TO ORDER

## ARTICLE CODE STRUCTURE

Radiator model	Number of elements	Radiator height	Article code of the connection	Model code Totem White: G01 Totem Black: G02 Ring: G04	Constant value
AAAA	BB	CCC	DDD	EEE	B

## Example

Radiator model Example: Radiatore Rosy Max Graphic	Number of elements Example: Width 5 elements	Radiator height Example: 2000 mm	Article code of the connection Example: connection V11	Model code Example: Totem White G01	Constant value
RX50	05	200	V11	G01	B

## EXAMPLE OF ARTICLE CODE CREATION

In case of a ROSY max GRAPHIC 5 elements, H. 2000 mm, with V11 connection.

The article code will be:

**RX50 05 200 V11 G01 B**

# 1- ROSY GRAPHIC VERTICAL

DDD: replace with the type of connection.

	Art. Nr.	Width	N. elements	Height	Pipe Centres	Dry Weight	Surface	Water Content	Thermal output Watt		Exponent n
		L [mm]							H [mm]	l [mm]	
TOTEM WHITE	RO50 05 180 DDD G01 B	280	5	1800	1742	12,8	1,14	3,5	570	296	1,2840
	RO50 07 180 DDD G01 B	392	7		1742	18	1,6	4,9	798	414	1,2840
	RO50 09 180 DDD G01 B	504	9		1742	23,1	2,06	6,3	1026	532	1,2840
	RO50 11 180 DDD G01 B	616	11		1742	28,2	2,5	7,7	1254	651	1,2840
	RO50 05 200 DDD G01 B	280	5	2000	1942	14,1	1,16	3,8	630	327	1,2826
	RO50 07 200 DDD G01 B	392	7		1942	19,8	1,77	5,3	882	458	1,2826
	RO50 09 200 DDD G01 B	504	9		1942	25,5	2,27	6,9	1134	589	1,2826
	RO50 11 200 DDD G01 B	616	11		1942	31,2	2,78	8,4	1386	720	1,2826
TOTEM BLACK	RO50 05 180 DDD G02 B	280	5	1800	1742	12,8	1,14	3,5	570	296	1,2840
	RO50 07 180 DDD G02 B	392	7		1742	18	1,6	4,9	798	414	1,2840
	RO50 09 180 DDD G02 B	504	9		1742	23,1	2,06	6,3	1026	532	1,2840
	RO50 11 180 DDD G02 B	616	11		1742	28,2	2,5	7,7	1254	651	1,2840
	RO50 05 200 DDD G02 B	280	5	2000	1942	14,1	1,16	3,8	630	327	1,2826
	RO50 07 200 DDD G02 B	392	7		1942	19,8	1,77	5,3	882	458	1,2826
	RO50 09 200 DDD G02 B	504	9		1942	25,5	2,27	6,9	1134	589	1,2826
	RO50 11 200 DDD G02 B	616	11		1942	31,2	2,78	8,4	1386	720	1,2826
RING	RO50 08 180 DDD G04 B	448	8	1800	1742	20,5	1,83	5,6	912	473	1,2840
	RO50 08 190 DDD G04 B	448	8	1900	1842	21,6	1,93	5,8	960	498	1,2840
	RO50 10 160 DDD G04 B	560	10	1600	1542	23	2,05	6,3	1020	529	1,2854
	RO50 10 200 DDD G04 B	560	10	2000	1942	28,3	2,53	7,6	1260	654	1,2826
	RO50 12 180 DDD G04 B	672	12	1800	1742	30,8	2,75	8,4	1368	710	1,2840
	RO50 12 200 DDD G04 B	672	12	2000	1942	34	3,04	9,1	1512	785	1,2826
RO50 14 200 DDD G04 B	784	14	2000	1942	39,7	3,55	10,7	1764	916	1,2826	

Art. nr. are referred to standard connection (V1-V6).

For output at different Δt than 50°C, please refer to the following formula: desired output = output at Δt 50°C x (desired Δt/50)<sup>n</sup>

## 2 - ROSY TANDEM GRAPHIC VERTICAL

DDD: replace with the type of connection.

	Art. Nr.	Width	N. elements	Height	Pipe Centres	Dry Weight	Surface	Water Content	Thermal output Watt		Exponent n
		L [mm]		H [mm]	l [mm]				[Kg]	[m <sup>2</sup> ]	
TOTEM WHITE	RT50 05 180 DDD G01 B	280	5	1800	1742	25	2,23	6,4	825	416	1,3387
	RT50 07 180 DDD G01 B	392	7		1742	35	3,12	9	1155	583	1,3387
	RT50 09 180 DDD G01 B	504	9		1742	44,8	4,01	11,6	1485	749	1,3387
	RT50 11 180 DDD G01 B	616	11		1742	54,8	4,90	14,2	1815	916	1,3387
	RT50 05 200 DDD G01 B	280	5	2000	1942	27,6	2,47	7,1	900	454	1,3381
	RT50 07 200 DDD G01 B	392	7		1942	38,6	3,45	9,9	1260	636	1,3381
	RT50 09 200 DDD G01 B	504	9		1942	49,7	4,44	12,8	1620	818	1,3381
	RT50 11 200 DDD G01 B	616	11		1942	60	5,42	15,6	1680	848	1,3381
TOTEM BLACK	RT50 05 180 DDD G02 B	280	5	1800	1742	25	2,23	6,4	825	416	1,3387
	RT50 07 180 DDD G02 B	392	7		1742	35	3,12	9	1155	583	1,3387
	RT50 09 180 DDD G02 B	504	9		1742	44,8	4,01	11,6	1485	749	1,3387
	RT50 11 180 DDD G02 B	616	11		1742	54,8	4,90	14,2	1815	916	1,3387
	RT50 05 200 DDD G02 B	280	5	2000	1942	27,6	2,47	7,1	900	454	1,3381
	RT50 07 200 DDD G02 B	392	7		1942	38,6	3,45	9,9	1260	636	1,3381
	RT50 09 200 DDD G02 B	504	9		1942	49,7	4,44	12,8	1620	818	1,3381
	RT50 11 200 DDD G02 B	616	11		1942	60	5,42	15,6	1680	848	1,3381
RING	RT50 08 180 DDD G04 B	448	8	1800	1742	40	3,56	10,3	1320	666	1,3387
	RT50 08 190 DDD G04 B	448	8	1900	1842	42	3,75	10,9	1391	702	1,3380
	RT50 10 160 DDD G04 B	560	10	1600	1542	46,9	3,97	11,6	1490	752	1,3393
	RT50 10 200 DDD G04 B	560	10	2000	1942	55,2	4,93	14,2	1800	909	1,3381
	RT50 12 180 DDD G04 B	672	12	1800	1742	59,8	5,34	15,5	1980	999	1,3387
	RT50 12 200 DDD G04 B	672	12	2000	1942	66	5,92	17	2160	1090	1,3381
	RT50 14 200 DDD G04 B	784	14		1942	77	6,90	19,9	2520	1272	1,3381

Art. nr. are referred to standard connection (V1-V6).

## 3 - ROSY MAX GRAPHIC VERTICAL

DDD: replace with the type of connection.

	Art. Nr.	Width	N. elements	Height	Pipe Centres	Dry Weight	Surface	Water Content	Thermal output Watt		Exponent n
		L [mm]		H [mm]	l [mm]				[Kg]	[m <sup>2</sup> ]	
TOTEM WHITE	RX50 05 180 DDD G01 B	280	5	1800	1762	38,7	3,31	9,5	1368	685	1,3530
	RX50 07 180 DDD G01 B	392	7		1762	51,2	3,97	12,7	1824	914	1,3530
	RX50 09 180 DDD G01 B	504	9		1762	66,1	4,63	16,5	2371	1188	1,3530
	RX50 11 180 DDD G01 B	616	11		1762	78,6	5,29	19,7	2827	1416	1,3530
	RX50 05 200 DDD G01 B	280	5	2000	1962	42,9	5,95	10,5	1512	758	1,3520
	RX50 07 200 DDD G01 B	392	7		1962	56,7	6,61	14,0	2016	1011	1,3520
	RX50 09 200 DDD G01 B	504	9		1962	73,2	7,28	18,2	2620	1313	1,3520
	RX50 11 200 DDD G01 B	616	11		1962	87,1	7,94	21,7	3124	1566	1,3520
TOTEM BLACK	RX50 05 180 DDD G02 B	280	5	1800	1762	38,7	8,60	9,5	1368	685	1,3530
	RX50 07 180 DDD G02 B	392	7		1762	51,2	9,26	12,7	1824	914	1,3530
	RX50 09 180 DDD G02 B	504	9		1762	66,1	3,67	16,5	2371	1188	1,3530
	RX50 11 180 DDD G02 B	616	11		1762	78,6	4,40	19,7	2827	1416	1,3530
	RX50 05 200 DDD G02 B	280	5	2000	1962	42,9	5,13	10,5	1512	758	1,3520
	RX50 07 200 DDD G02 B	392	7		1962	56,7	5,87	14,0	2016	1011	1,3520
	RX50 09 200 DDD G02 B	504	9		1962	73,2	6,60	18,2	2620	1313	1,3520
	RX50 11 200 DDD G02 B	616	11		1962	87,1	7,33	21,7	3124	1566	1,3520
RING	RX50 08 180 DDD G04 B	448	8	1800	1762	58,7	8,07	14,6	2097	1051	1,3530
	RX50 10 200 DDD G04 B	560	10	2000	1962	78,8	8,80	19,7	2822	1415	1,3520
	RX50 12 180 DDD G04 B	672	12	1800	1762	86,0	9,53	21,6	3100	1553	1,3530
	RX50 12 200 DDD G04 B	672	12	2000	1962	95,3	10,30	23,8	3427	1718	1,3520
	RX50 14 200 DDD G04 B	784	14		1962	111,9	11,5	28,0	4032	2021	1,3520

Art. nr. are referred to standard connection (V1-V6).

For output at different Δt than 50°C, please refer to the following formula: desired output = output at Δt 50°C x (desired Δt/50)<sup>n</sup>