



www.atlasroofing.in





brand

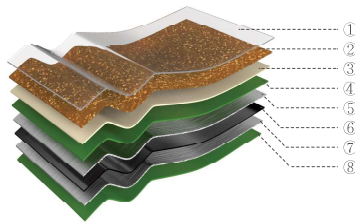
Atlas Roof Solutions LLP is a brand of Stone coated metal roof tile, we take the lead in the industry with our differentiated technology and experience since 1985.

Atlas Roof Solutions LLP is produced by fully automatic stone coated metal roof tile production line, designed and manufactured by our own technology & know-how from South Korea.

Atlas Roof Solutions LLP guarantee qualified stone coated metal roof tile to customers and we are confident when there is demand from our customers, we are sure you can feel our differentiated technology and satisfaction.

COMPONENT DETAILS






Atlas Roof Solutions LLP is composed of several layers of fine materials pressed into different profiles then sealed with our exclusive polymer coating. Ceramic-coated Italian stone chips resist fading and UV penetration. Atlas Roof products are light-weight, yet extremely durable and trouble-free.




- ① Acrylic Top Coat ⑤ Al-Zn Coat
- ② Stone Chip ⑥ Base Steel
- ③ Acrylic Base Coat ⑦ Al-Zn Coat
- ④ Organic Coat ⑧ Organic Coat

high performance

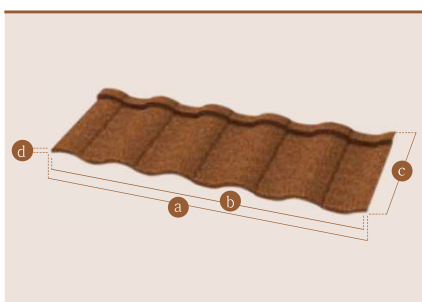
Manufactured with the finest aluminum zinc alloy-coated steel covered with Italian ceramic-coated stone granules, Atlas Roof Solutions offer a texture, style and longevity not found in traditional metal roofing products.

-  **light weight** At just 1.4 lbs./sq.ft.(6.85kg/m²) six times lighter than clay.
-  **wind resistance** Interlocking panel system offers extraordinary resistance to wind uplift. It withstands 145 mph (64m/s).
-  **fire resistance** Atlas Roof panels are non-combustible and safe from exposure to airborne burning cinders. (Certified nonflammable by Japanese)
-  **low life cycle cost** No split, break, crack or warp. It does not absorb water either. Stone granules provide an excellent protection against prolonged exposure to the sun or rain.
-  **attractive appearance** Appearance for Atlas Roof has the premium presentation to satisfy the most discriminating homeowners.



ATLAS Roman

timeless good look, low maintenance,
long life, light weight

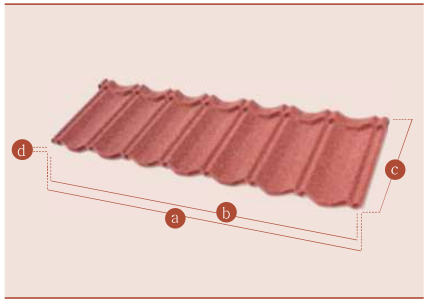


	Atlas roman	Atlas roman plus <small>bigger tile that saves cost</small>
a	1,322mm	1,322mm
b	1,253mm	1,253mm
c	370mm	400mm
d	25mm	25mm
Panel size	425mm x 1,322mm (16-3/4" X 52")	450mm x 1,322mm (17-3/4" X 52")
Installed Exposure	370mm x 1,253mm(14-1/2" X 49-1/4")	400mm x 1,253mm (15-3/4" X 49-1/4")
Panel per Square Meter	2.1 tiles/m ²	1.96 tiles/m ²
Installed Weight	5.96 kg/m ² (122.6 lbs/sq)	-



ATLAS TILE

unique elegance, longevity, versatility




Atlas tile

a	1,340mm
b	1,265mm
c	370mm
d	25mm
Panel size	420mm x 1,340mm (16-1/2" X 52-3/4")
Installed Exposure	370mm x 1,265mm (14-1/2" X 49-4/5")
Panel per Square Meter	2.13 tiles/m ²
Installed Weight	5.96 kg/m ² (122.6 lbs/sq)




ATLAS Shingle

durable, light weight, walkable




Atlas shingle

a	1,360mm
b	1,330mm
c	370mm
d	25mm
Panel size	420mm x 1,360mm (16-1/2" X 53-1/2")
Installed Exposure	370mm x 1,330mm (14-1/2" X 52-2/5")
Panel per Square Meter	2.00 tiles/m ²
Installed Weight	5.60 kg/m ² (115 lbs/sq)



ATLAS Classic

timeless appeal,
beauty, unbreakable



Atlas classic

a	1,340mm
b	1,265mm
c	370mm
d	25mm
Panel size	420mm x 1,340mm (16-1/2" X 52-3/4")
Installed Exposure	370mm x 1,265mm (14-1/2" X 49-4/5")
Panel per Square Meter	2.13 tiles/m ²
Installed Weight	5.96 kg/m ² (122.6 lbs/sq)



ATLAS Shake

richness of cedar, durability,
wide range of colors



Atlas shake

a	1,370mm
b	1,330mm
c	370mm
d	25mm
Panel size	420mm x 1,370mm (16-1/2" X 54")
Installed Exposure	370mm x 1,330mm (14-1/2" X 52-2/5")
Panel per Square Meter	2.00 tiles/m ²
Installed Weight	5.60 kg/m ² (115.0 lbs/sq)

color chart



More colors available! The actual colors of the product may slightly differ from the colors in the brochure. Please contact us at: www.atlasroofing.in

BASIC COLOR



charcoal



dark grey



BRICK red



TERRACOTTA




teak



coffee brown




jade



capri blue

dual COLOR


two tone



granite black




Jasper red




desert brown



sea mud



forest green



sea blue



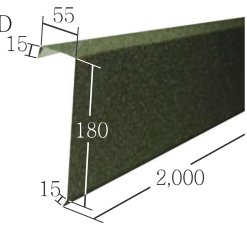
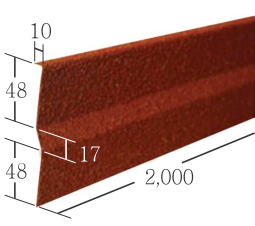

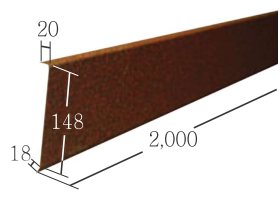


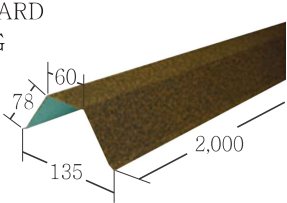
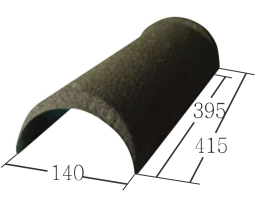

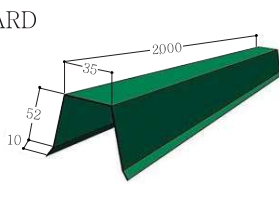

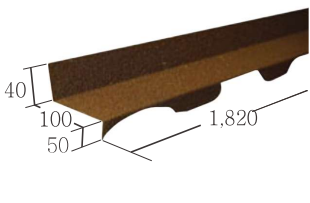
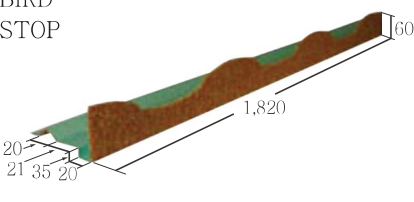


tuscan



moss brown

accessory

Other accessories can be made according to the customer's requests.
(Length Unit : mm)

<p>BARGE BOARD FLASHING</p> 	<p>SIDE FLASHING</p> 	<p>FLAT SHEET</p> 	
<p>FASCIA FLASHING</p> 	<p>VALLEY</p> 	<p>WALL FLASHING</p> 	
<p>RIDGE BOARD FLASHING</p> 	<p>BARREL CAP</p> 	<p>ANGLE TRIM</p> 	
<p>RIDGE BOARD FLASHING</p> 	<p>RIDGE CAP 150</p> 	<p>TOP COURSE</p> 	
<p>BIRD STOP</p> 	<p>TILE BENDER</p> 	<p>TILE CUTTER</p> 	<p>TOUCH UP KIT</p> 