

Split-core DC Current Sensors IDCS10S

DC/AC current sensor, IDCS10S series, applying with accurate laminating split-core technology and Open-Loop technology, has a strong durability and a good stability of error in low current and external vibration or shock.



Features

- One touch split core structure
- Isolation measurement CATIII
- Three Installation type:
Panel mounting / DIN rail mounting / Cable tie mounting
- Insulating plastic case recognized under UL94-V0
- Complied with CE and RoHSIII

Applications

- Uninterruptible Power Supplies (UPS)
- Monitoring and measuring Power supplies for Telecom
- Switched Mode Power Supplies (SMPS)
- Battery supplied applications
- Chopper / Inverter monitoring
- DC Power Meter

Advantages

- Low power consumption with high accuracy
- Easy mounting by Split-core structure
- No insertion losses
- DC Immunity

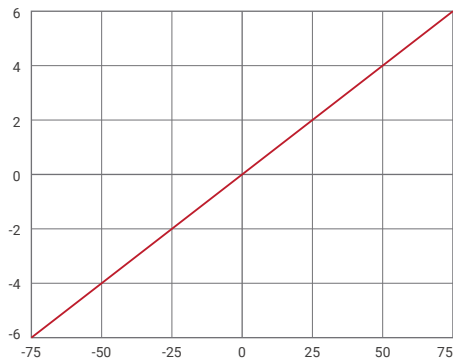
Specification

SPEC	MODEL	IDCS10S-005	IDCS10S-010	IDCS10S-015	IDCS10S-020	IDCS10S-025	IDCS10S-030	IDCS10S-050	
Rating Current		5A	10A	15A	20A	25A	30A	50A	
Maximum Current		7.5A	15A	22.5A	30A	37.5A	45A	75A	
Output Voltage		±4 V, 1% at rated current(F.S) RL=10KΩ							
Offset Voltage		±30 mV max less than							
Noise Level		< 20mVp-p							
Output Linearity		±1% rated current(F.S)							
Hysteresis (FS→0)		±15mV							
Power Supply		±15V (±5%) 25mA							
di/dt Response Time		2 μ sec (Typ.) at di/dt=F.S/μ sec							
Output voltage temperature coefficient		Typ ±0.1% / °C Max ±0.12% / °C				Typ ±0.08% / °C Max ±0.1% / °C			
Residual voltage temperature coefficient		±1.2mV / °C				±1mV / °C			
Insulation Withstand Voltage		AC 1500V / 1min.							
Insulation Category		CAT III 600VAC							
Insulation Resistance		DC 500V / 500MΩ max							
Operating Condition		-25°C~+75°C, 85% RH non-condensing							
Storage Condition		-35°C~+90°C, 85% RH non-condensing							
Standard lead wire		400mm, 26AWG * 4C							

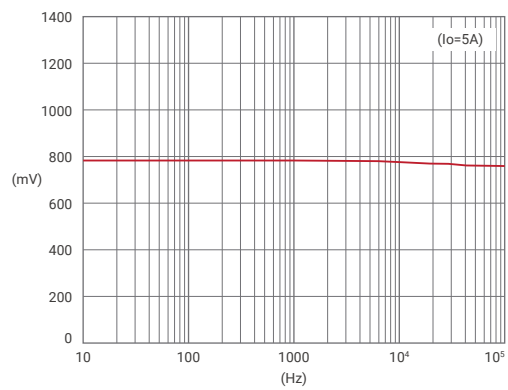
Split-core DC Current Sensors IDCS10S

Graphs

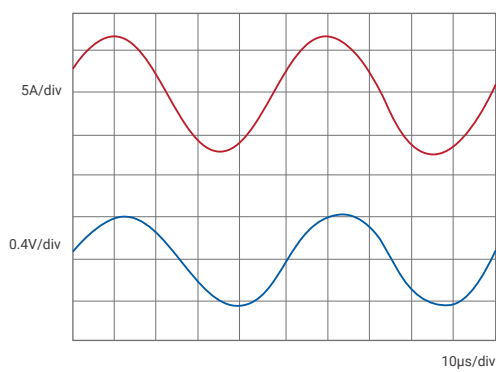
Output Voltage Characteristic



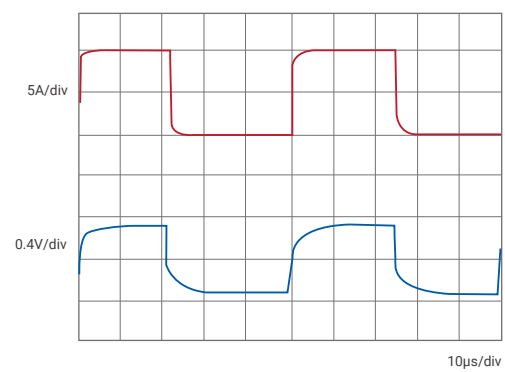
Frequency Characteristic



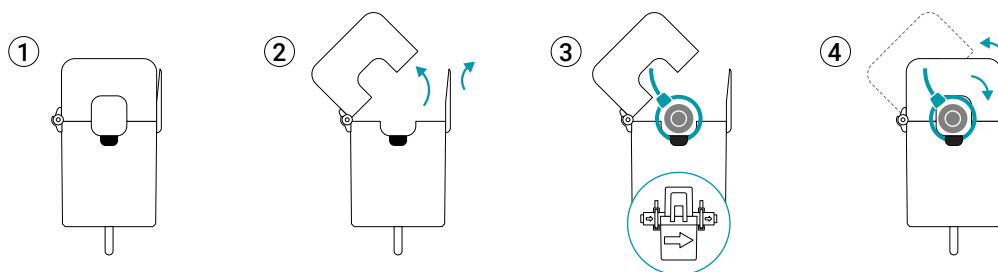
Output Wave-1



Output Wave-2

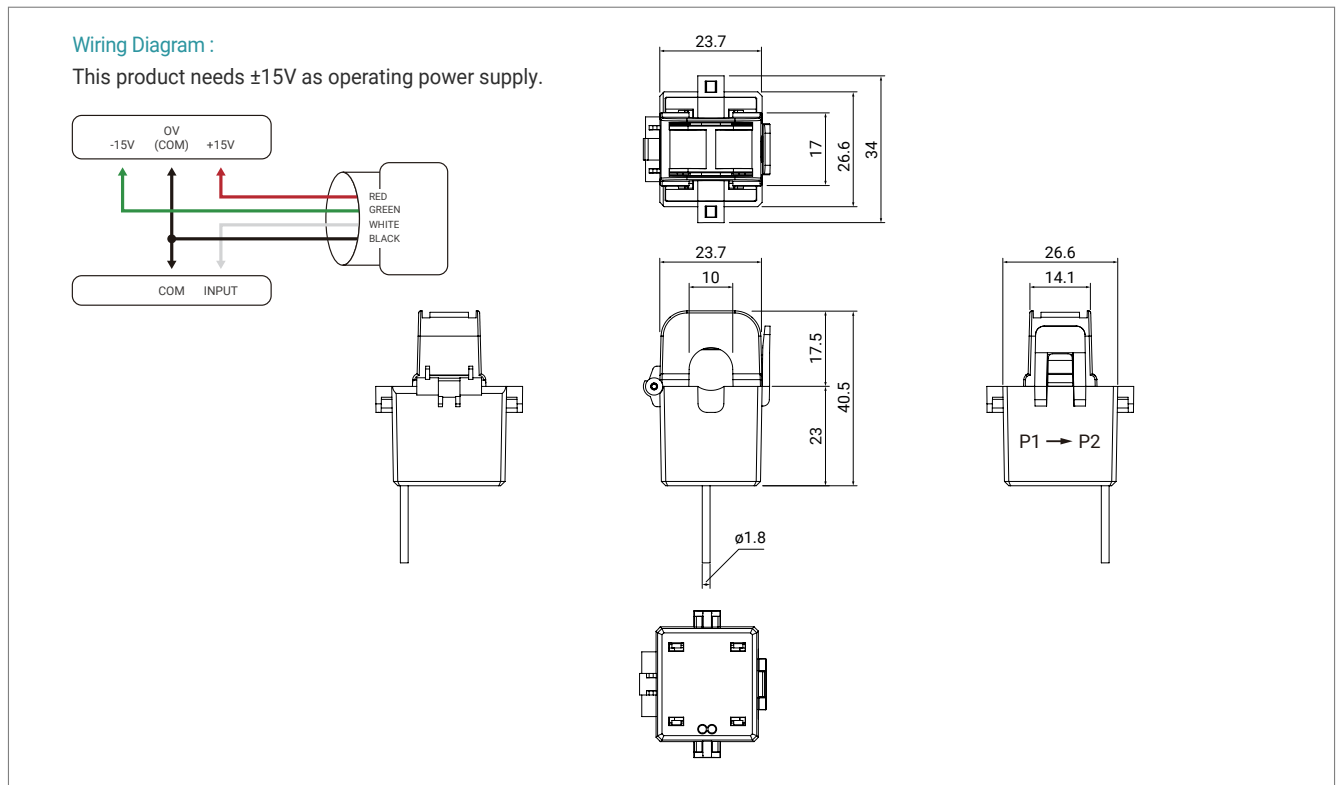


How to use



Split-core DC Current Sensors IDCS10S

Dimensions IDCS10S (in mm)



Safety & Danger Notes



The J&D CTs are UL/EN 61010-1, CE, RoHS compliant and certified, are also conformed up to Pollution degree 2, 600Vac CAT III rated devices.

Please be sure that Failure to follow these instructions can result in serious injury and/or cause damage. The transducer shall be used in electric/electronic equipment in accordance with the operating instructions of all related systems and component manufacturers with respect to applicable standards and safety requirements.

Follow corresponding national regulations and safe electrical work practices.

This equipment must only be installed and serviced by qualified personnel. And the qualified personnel is one who has skills and knowledge related to the construction and operation of this electrical equipment and installations, and has received safety training to recognize and avoid the hazards involved. In addition, the installation and maintenance shall be done with the main power supply disconnected except if there are no hazardous live parts in or in close proximity to the system and if the applicable national regulations are fully observed.



When operating the transducer, there may be dangerous active voltages (e.g. primary conductor) in certain parts of the module. Users should make sure to take all necessary steps to protect against electric shock. The transducer is a built-in device containing conductive parts that are inaccessible after installation.

Therefore, a protective enclosure or additional insulation barrier is necessary.

Safe and trouble-free operation of this converter can only be guaranteed if transport, storage and installation are carried out correctly and operation and maintenance are carried out carefully.

Remark

- I_o is positive when I_p flows in the direction of the arrow. (o : output, p : primary current)
- Temperature of the primary conductor should not exceed $100^{\circ}C(212^{\circ}F)$.
- Dynamic performances (di/dt and delay time) are the best with a single bar when the primary hole is completely filled.