

Fall 2020

TRUCKMATE®

OFFICIAL BUMPER CATALOG



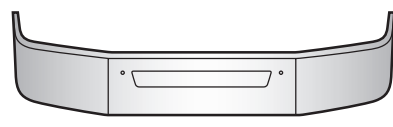

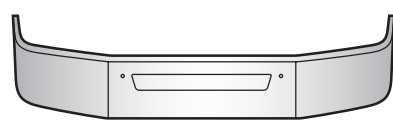

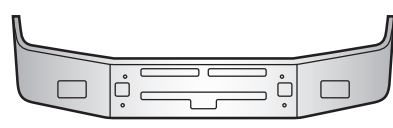



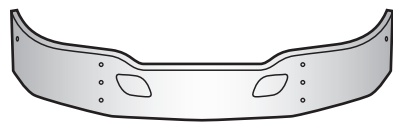






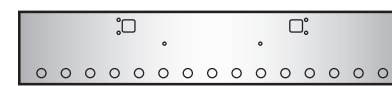

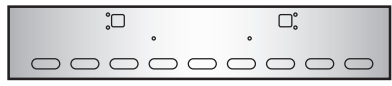


www.truckmate.com



MADE IN AMERICA SINCE 1973

GLOSSARY

MAKE	PAGE
Kenworth.....	3, 4
Peterbilt	5, 6
Freightliner	7, 8
Mack	9, 10
Hino	10
Volvo.....	11
International	12
Western Star.....	13
Ford.....	14
Sterling.....	14
GMC	14

<p>T300 2007 & Older</p> <p>3017 12" Full Wrap No Cutouts Setback Axle</p>		<p>T800 2004 & Newer</p> <p>302825 14" Non-Tapered Tow / Vent Cutouts Angle Back</p>	
<p>T300 2008 & Newer</p> <p>3013 16" Full Wrap Vent Cutout SBA - Brackets Included!</p>		<p>T800 2004 & Newer</p> <p>302825WL 14" Non-Tapered + Fog Light Cutouts Angle Back</p>	
<p>T270/T370 All Years</p> <p>3013 16" Full Wrap Vent Cutout SBA - Brackets Included!</p>		<p>T800 1988-2003</p> <p>3028NL 14" Non-Tapered Tow / Vent Cutouts Angle Back</p>	
<p>T600 All Years</p> <p>3023 16" Full Wrap Tow / Fog Light Cutouts Setback Axle</p>		<p>T800 1988-2003</p> <p>3028 14" Non-Tapered + Fog Light Cutouts Angle Back</p>	
<p>T660 All Years</p> <p>3012 13" - 16" Full Wrap Tow / Vent Cutouts SBA - Brackets Included!</p>		<p>W900L All Years</p> <p>3024NL 16" Taper Tow / Step Cutouts Ends Taper to 12"</p>	<p>B Model 2010 & Older</p> 
<p>T680 All Years</p> <p>30680 16" Full Wrap Tow Hook Cutouts SBA - Brackets Included!</p>		<p>W900L All Years</p> <p>3024 16" Taper + Fog Light Cutouts Ends Taper to 12"</p>	<p>B Model 2010 & Older</p> 
<p>T700 All Years</p> <p>3217 14" Full Wrap Tow Hook Cutouts SBA - Brackets Included!</p>		<p>W900L All Years</p> <p>3027 18" Texas Square Two Tow Holes/Step Rolled Ends</p>	<p>B Model 2010 & Older</p> 
<p>T800 2004 & Newer</p> <p>302826 14" Taper to 10.75" Tow / Vent Cutouts Angle Back</p>		<p>W900L All Years</p> <p>3027WL 18" Texas Square Fog light Holes Rolled Ends</p>	<p>B Model 2010 & Older</p> 
<p>T800 2004 & Newer</p> <p>302826WL 14" Taper to 10.75" + Fog Light Cutouts Angle Back</p>		<p>W900L All Years</p> <p>3027RD 18" Texas Square Row 15 Round Lights Rolled Ends</p>	<p>B Model 2010 & Older</p> 
<p>T800-T880 2004 & Newer</p> <p>3018NL 14" Taper to 10.75" +Bolt on Tow Angle Back</p>		<p>W900L All Years</p> <p>30270V 18" Texas Square Row of 9 Oval Lights Rolled Ends</p>	<p>B Model 2010 & Older</p> 
<p>T800-T880 2004 & Newer</p> <p>3018 14" Taper to 10.75" +Bolt on Tow +Fog Light Cutouts</p>		<p>W900L All Years</p> <p>3027BX18 18" Boxed Two Tow Holes/Step Boxed Ends</p>	<p>B Model 2010 & Older</p> 

W900L All Years B Model 2010 & Older

3027BOXED
 20" Boxed
 Two Tow Holes/Step
 Boxed Ends

W900B 2011 & Newer

3324NL
 16" Taper
 Tow / Step Cutouts
 Ends Taper to 12"

W900B 2011 & Newer

3324
 16" Taper
 + Fog Light Cutouts
 Ends Taper to 12"

W900B 2011 & Newer

3327
 18" Texas Square
 Two Tow Holes/Step
 Rolled Ends

W900B 2011 & Newer

3327WL
 18" Texas Square
 Fog Light Holes
 Rolled Ends

GRILLES AND GUARDS

W900 Denser and Aluminum Grille Surround 1987 & Newer

T800 Complete Grille with Denser and Surround

Day Cab 3557
 Sleeper 3757
 18" Tx Sq / Rolled Ends
 Vent / Tow Cutouts

BG-100 Series

Fits T660 / T680 / T880
 Polished Stainless Steel
 Radar Compatible
 Towing Compatible
 3" Tubes

Truck Guard Series

Fits all Kenworth Models
 Styles Available: Defender,
 Aero, Texas, Big Tex,
 Road Train, Super Road Train
 Options Available

G2-200 Series





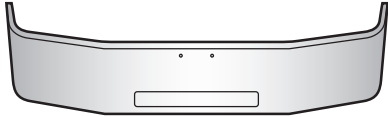
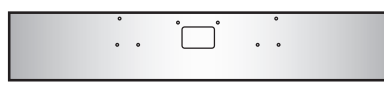



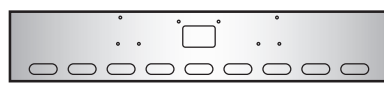


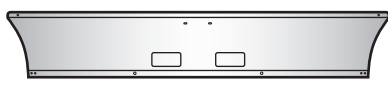


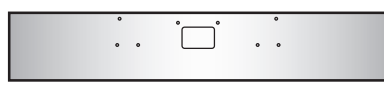



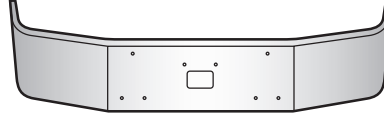


Fits T660 / T680 / T880
 Polished Stainless Steel
 Radar Compatible
 3 1/2" Lower Tubes
 2 3/4" Top Tubes
 Drop Down Hood Access
 Brackets Included!

T680 / T800

Fit's T660 / T680
 Available in Polished Stainless
 or Black Powder Coat

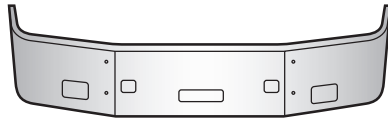
G3-300 Series

Fits T660 / T680 / T880
 Polished Stainless Steel
 Radar Compatible
 3 1/2" Lower Tubes
 2 3/4" Top Tubes
 Drop Down Hood Access
 Brackets Included!

<p>320 All Years</p> <p>3320 12" Angle Back Vent Cutout Forward Axle</p>		<p>379 / 378 / 357 All Years</p> <p>3034 16" Tapered Tow Hole Ends Taper to 12"</p>	
<p>330 SFA All Years</p> <p>3330 14" Partial Wrap Step Hole Forward Axle</p>		<p>379 / 378 / 357 All Years</p> <p>3033 16" Tapered Fog Light Cutouts/Tow Hole Ends Taper to 12"</p>	
<p>335 2006-2011</p> <p>Verify Bolt Measurements</p> <p>3335 16" Full Wrap Vent Cutout Setback Axle</p>		<p>379 / 378 / 357 All Years</p> <p>3032 18" Texas Square Tow Hole Rolled Ends</p>	
<p>335 / 340 All Years</p> <p>73335 16" Full Wrap Step Cutout SBA</p>		<p>379 / 378 / 357 All Years</p> <p>3032WL 18" Texas Square Fog Light Cutouts/Tow Hole Rolled Ends</p>	
<p>337 2011 & Newer</p> <p>3337 14" Full Wrap Vent Cutout SBA - Brackets Included!</p>		<p>379 / 378 / 357 All Years</p> <p>30320V 18" Texas Square Row of Oval Cutouts/ Tow Hole Rolled Ends</p>	
<p>348 All Years</p> <p>Tow cutout 7 3/8" from top</p> <p>3348 14" Full Wrap Two Tow Cutouts SBA - Brackets Included!</p>		<p>379 / 378 / 357 All Years</p> <p>3032RD 18" Texas Square Row of 15 Round Cutouts/Tow Hole Rolled Ends</p>	
<p>348 All Years</p> <p>Tow cutout 10 3/8" from top</p> <p>3349 16" Full Wrap Two Tow Cutouts SBA - Brackets Included!</p>		<p>379 / 378 / 357 All Years</p> <p>3032BX18 18" Boxed Tow Hole Boxed Ends</p>	
<p>352 / 359 All Years</p> <p>3036 16" Taper Two Tow Cutouts Ends Taper to 12"</p>		<p>379 / 378 / 357 All Years</p> <p>3032BOXED 20" Boxed Tow Hole Boxed Ends</p>	
<p>352 / 359 All Years</p> <p>3037 18" Texas Square Two Tow Cutouts Rolled Ends</p>		<p>384 All Years</p> <p>Light Cutouts Available</p> <p>3384NL 14" Full Wrap Center Cutout SBA - Brackets Included!</p>	
<p>365 / 367 / 567 All Years</p> <p>3367 12" Full Wrap Two Tow Cutouts SBA</p>		<p>385 All Years</p> <p>3385 12" Full Wrap Center Cutout SBA - Brackets Included!</p>	
<p>365 / 367 / 567 All Years</p> <p>3367EXT 12" Full Wrap Bolts for External Tow SBA</p>		<p>386 2008 & Newer</p> <p>3386NL 16" Full Wrap Vent / Tow Cutouts SBA - Brackets Included!</p>	


386 2008 & Newer

3386
 16" Full Wrap
 +Fog Light Cutouts
 SBA - Brackets Included!



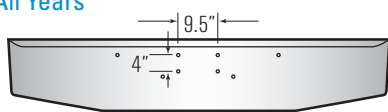
387 2002 & Newer

3387A
 16" Full Wrap
 Vent / Tow / Fog Cutouts
 SBA - Brackets Included!



389 / 388 / 365 / 367 / 567 All Years

73334
 16" Taper
 Bolts for External Tow
 Ends Taper to 12"



389 / 388 / 365 / 367 / 567 All Years

3334
 16" Tapered
 Two Tow Cutouts
 Ends Taper to 12"



389 / 388 / 365 / 367 / 567 All Years

3333
 16" Tapered
 Two/Fog light Cutouts
 Ends Taper to 12"



389 / 388 / 365 / 367 / 567 All Years

3332
 18" Texas Square
 Two Tow Cutouts
 Rolled Ends



389 / 388 / 365 / 367 / 567 All Years

3332BX18
 18" Boxed
 Two Tow Cutouts
 Boxed Ends



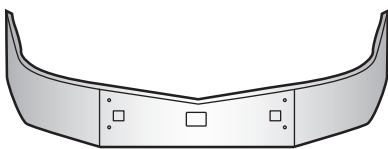
389 / 388 / 365 / 367 / 567 All Years

3332BX20
 20" Boxed
 Two Tow Cutouts
 Boxed Ends



579 All Years

3578
 16.5" Full Wrap
 Tow Holes
 Vorad Sensor Cutout



579 All Years

3579
 16.5" Full Wrap
 Two Tow Cutouts
 SBA - Brackets Included!



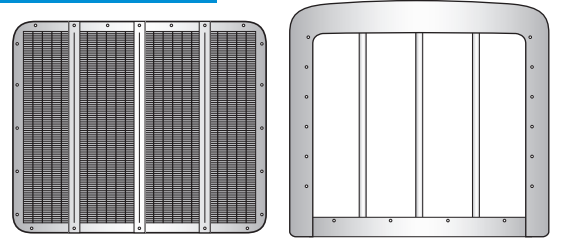
587 All Years

3587
 16" Full Wrap
 Tow Two Cutouts
 SBA - Brackets Included!

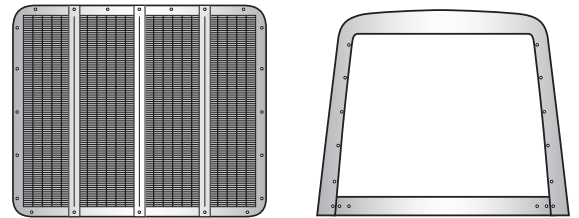


GRILLES AND GUARDS

389 / 388 Stainless Surround All Years




379 Short & Extended Hoods. Grille Insert / Stainless Surround



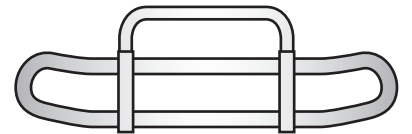
BG-100 Series

Fits 384, 386, 567, 579, 587 Models
 Polished Stainless Steel
 Radar Compatible
 Towing Compatible
 3" Tubes



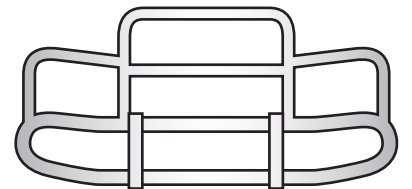
G2-200 Series

Fits 384, 386, 567, 579, 587 Models
 Polished Stainless Steel
 Radar Compatible
 3 1/2" Lower Tubes
 2 3/4" Top Tubes
 Drop Down Hood Access
 Brackets Included!



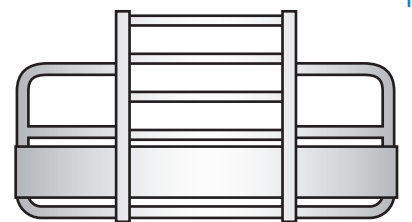
G3-300 Series

Fits 384, 386, 567, 579, 587 Models
 Polished Stainless Steel
 Radar Compatible
 3 1/2" Lower Tubes
 2 3/4" Top Tubes
 Drop Down Hood Access
 Brackets Included!



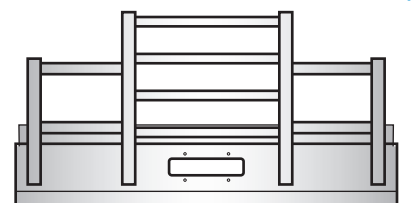
Truck Guard Series



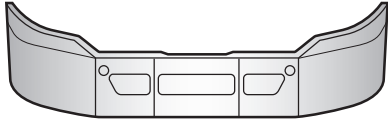
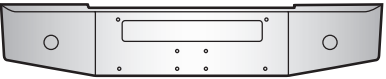



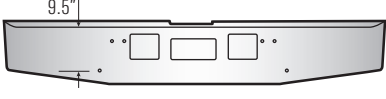




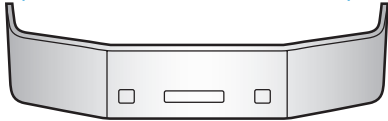

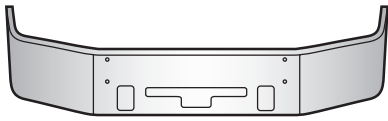

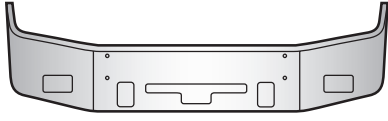





Fits 335 Thru 389, 579, 587
 Styles Available: Defender,
 Aero, Texas, Big Tex,
 Road Train, Super Road Train
 Options Available



T680 / T800 All Years

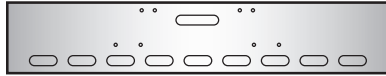
Fits Peterbilt 579
 Available in Polished Stainless
 or Black Powder Coat



<p>Cascadia 2018 & Newer</p> <p>3442WL 13.5" Full Wrap Center/Radar/Fog Cutouts SBA - Brackets Included!</p>	<p>Replacement for Composite OEM Only</p> 	<p>Coronado All Years</p> <p>3044NL 17.5-18 Angle Back Vent Cutout Ends Wrap Slightly</p>	
<p>Cascadia 2008-2017</p> <p>3043 14" Full Wrap Center Cutouts SBA - Brackets Included!</p>	<p>Replacement for Composite OEM Only</p> 	<p>Coronado All Years</p> <p>3044 17.5-18" Angle Back +Round Fog Light Cutouts Ends Wrap Slightly</p>	
<p>Cascadia 2008-2017</p> <p>3043WL 14" Full Wrap +Fog Light Cutouts SBA - Brackets Included!</p>	<p>Replacement for Composite OEM</p> 	<p>Coronado All Years</p> <p>3444 16" Taper Tow/Step Cutouts Ends Taper to 12"</p>	
<p>Cascadia 2008-2017</p> <p>3443 14" Full Wrap Center Cutouts Setback Axle</p>	<p>Replacement for Metal OEM</p> 	<p>Coronado All Years</p> <p>3445 12" Taper Tow/Vent Cutouts Ends Taper to 8"</p>	
<p>Cascadia 2008-2017</p> <p>3443WL 14" Full Wrap +Fog Light Cutouts Setback Axle</p>	<p>Replacement for Metal OEM</p> 	<p>Classic XL 2008 & Newer</p> <p>3558NL 16" Taper Vent / Tow Cutouts Ends Taper to 12"</p>	<p>Light Cutouts Available</p> 
<p>Columbia 2008 & Newer</p> <p>3446 18" Full Wrap Tow/Vent/Round Fog Cutouts SBA - Brackets Included!</p>	<p>Replacement for All Non-Aluminum</p> 	<p>Classic XL 2008 & Newer</p> <p>3758 18" Texas Square Vent / Tow Cutouts Rolled Ends</p>	<p>Light Cutouts Available</p> 
<p>Columbia 2008 & Newer</p> <p>3446A 16.5" Full Wrap Tow/Vent Cutouts SBA - Brackets Included!</p>	<p>Replacement for Aluminum OEM Only</p> 	<p>114 SD (Severe Duty)</p> <p>3451 16" Taper Tow Hook Cutouts Ends Taper to 12"</p>	<p>2012 & Newer</p> 
<p>Columbia 2005-2007</p> <p>3046NL 14" Full Wrap Tow/Vent Cutouts SBA - Brackets Included!</p>	<p>Also Fits 2005-2007 Century Class</p> 	<p>Classic Day / Sleeper</p> <p>Day Cab 3555NL Sleeper 3755NL 16" Taper to 12" Vent / Tow Cutouts</p>	<p>2004-2007 • Light Cutouts Available</p> 
<p>Columbia 2003-2007</p> <p>3046 14" Full Wrap +Square Fog Light Cutouts SBA - Brackets Included!</p>	<p>Also Fits 2005-2007 Century Class</p> 	<p>Classic XL Day Cab</p> <p>Day Cab 3557 Sleeper 3757 18" Tx Sq / Rolled Ends Vent / Tow Cutouts</p>	<p>2004-2007 • Light Cutouts Available</p> 
<p>Columbia 2005-2007</p> <p>3046A 14" Full Wrap +Round Fog Light Cutouts SBA - Brackets Included</p>	<p>Also Fits 2005-2007 Century Class</p> 	<p>Classic XL 1984-2002</p> <p>3055NL 16" Taper Tow Hole Ends Taper to 12"</p>	<p>Light Cutouts Available</p> 
<p>Century 1996-2004</p> <p>3048 14" Full Wrap Tow/Step/Fog Light Cutouts SBA - Brackets Included!</p>		<p>Classic XL 1984-2002</p> <p>3057 18" Texas Square Tow Hole Rolled Ends</p>	<p>Light Cutouts Available</p> 

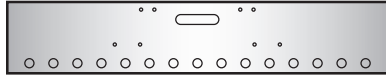
Classic XL 1984-2002

30570V
 18" Texas Square
 Row of 9 Oval Cutouts
 Rolled Ends



Classic XL 1984-2002

3057RD
 18" Texas Square
 Row of 15 Round Cutouts
 Rolled Ends



Classic XL 1984-2002

20" 3057Boxed
 18" 3057BX18
 Tow Hole
 Boxed Ends



FLD 120 SBFA All Years

3051
 12" Partial Wrap
 Tow/Step Cutouts
 Angle Back



FLD 120 SBFA All Years

3051NSNL
 16" Full Wrap
 Tow Hole
 SBA - Brackets Included!



FLD 120 SBFA All Years

3051NS
 16" Full Wrap
 Tow/Vent/Fog Light Cutouts
 SBA - Brackets Included!



FLD 120 SBFA All Years


3051X
 13" Full Wrap
 Tow/Vent/Fog Light Cutouts
 SBA - Brackets Included



M2 112 Business Class

2004-2012

3449
 13" Angle Back
 Vent Cutout
 SBA - Brackets Included!



M2 106 Business Class

2011 & Newer

3449A
 13" Angle Back
 Vent Cutout
 SBA - Brackets Included!



M2 106 Business Class

2003-2010


3049A
 13" Angle back
 Vent Cutout
 Setback Axle



GRILLES AND GUARDS


114SD

Aluminum
 *Emblem Not Included



Cascadia


Chrome Plated Plastic Grille
 Bug screen Included
 *Emblem Not Included



BG-100 Series

Fits Cascadia 2008-2017
 Polished Stainless Steel
 Radar Compatible
 Towing Compatible • 3" Tubes

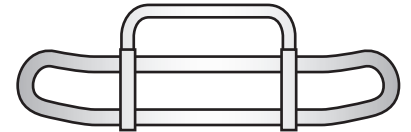
Cascadia 2008-2017



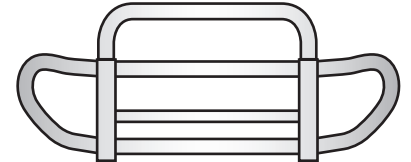
G2-200 Series

GG200 (old style) Fits cascadia 2008-2017
 GG200 (New Style Fits Cascadia 2018 & Newer
 Polished Stainless Steel
 Radar Compatible
 3 1/2" Lower Tubes
 2 3/4" Top Tubes
 Drop Down Hood Access
 Brackets Included!

Cascadia 2008-2017



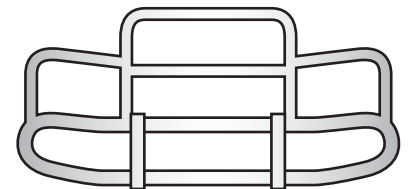
Cascadia 2018 & Newer



G3-300 Series

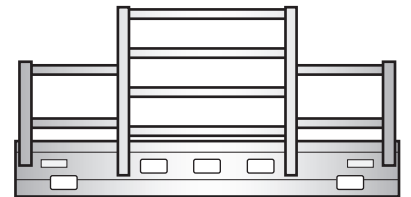
Fits cascadia 2008-2017
 Polished Stainless Steel
 Radar Compatible
 3 1/2" Lower Tubes
 2 3/4" Top Tubes
 Drop Down Hood Access
 Brackets Included!

Cascadia 2008-2017



Aeroplus


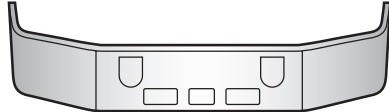
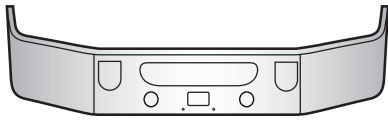



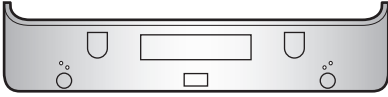

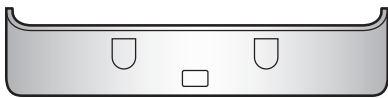





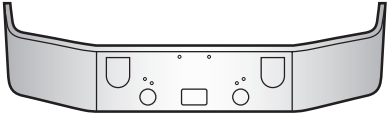

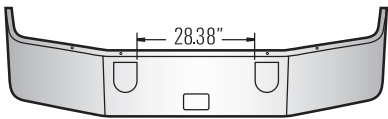

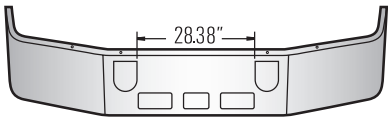


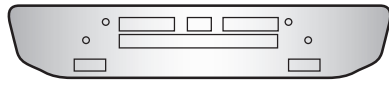
Radar Compatible
 Aerodynamic and Fuel Efficient
 Comes Standard with:
 Slam Latch
 Lift Assist
 Air Dam & Brackets
 Cascadia 2008-present



Defender

Aluminum Bumper with Upright Guards
 Mirror Polish Finish
 Fully Boxed-in Uprights
 Argosy, Cascadia 2008-2017, Century, Classic, Columbia, Coronado, M2, 114 SD, 122 SD.



<p>CXU 2008 & Newer</p> <p>3116CXU 16" Full Wrap Tow / Vent / Step Cutouts SBA - Brackets Included!</p>		<p>CH Setback Axle</p> <p>3116 16" Full Wrap Tow / Step / Fog Cutouts SBA - Brackets Included!</p>	<p>Up to 1992</p> 
<p>CXU 2008 & Newer</p> <p>3116CXUWL 16" Full Wrap +Fog Light Cutouts SBA - Brackets Included!</p>		<p>CH Set Forward Axle</p> <p>3116FANL 16" Flat with Curved Ends Tow / Step Cutouts SFA - Brackets Included!</p>	<p>Up to 2003</p> 
<p>CHU 2008 & Newer</p> <p>3116CHU 16" Flat with Curved Ends Tow / Step / Vent Cutouts SFA - Brackets Included!</p>		<p>CH Set Forward Axle</p> <p>3116FA 16" Flat with Curved Ends +Fog Light Cutouts SFA - Brackets Included!</p>	<p>Up to 2003</p> 
<p>CHU 2008 & Newer</p> <p>3116CHUWL 16" Flat with Curved Ends +Fog Light Cutouts SFA - Brackets Included!</p>		<p>CL Series All Years</p> <p>3119 14" Angle Back Center Tow Cutout Open Ends</p>	
<p>CHN 2004-2007</p> <p>73116CHN 16" Flat with Curved Ends Tow / Step Cutouts SFA - Brackets Included!</p>		<p>CL Series All Years</p> <p>31192 14" Angle Back Two Tow Cutouts Open Ends</p>	
<p>CHN 2004-2007</p> <p>73116CHNWL 16" Flat with Curved Ends +Fog Light Cutouts SFA - Brackets Included!</p>		<p>GU / CTP 713 All Years</p> <p>3229 12" Angle Back Center Tow Cutout Open Ends</p>	
<p>CX-N/ CX-P 2005 & Newer</p> <p>3118 16" Full Wrap Tow / Step Cutouts SBA - Brackets Included!</p>		<p>GU / CTP 713 All Years</p> <p>3229SP 12" Angle Back Two Tow Cutouts Open Ends</p>	
<p>CX-N/ CX-P 2005 & Newer</p> <p>3118WL 16" Full Wrap +Fog Light Cutouts SBA - Brackets Included!</p>		<p>MR / MD Series All Years</p> <p>73128SP 12" Angle Back Center Cutout Open Ends</p>	
<p>CX-Vision Up to 2005</p> <p>3117 16" Full Wrap Tow / Step Cutouts SBA - Brackets Included!</p>		<p>RD68S / RD6900S</p> <p>3128SP 10" Angle Back Triangular Bolt Pattern, No Cutouts Open Ends</p>	<p>All Years</p> 
<p>CX-Vision Up to 2005</p> <p>3117WL 16" Full Wrap +Fog Light Cutouts SBA - Brackets Included!</p>		<p>RD688 All Years</p> <p>3129SP 12" Angle Back Vertical Bolt Pattern, Center Cutout Open Ends</p>	
<p>CH Setback Axle</p> <p>3116B 16" Full Wrap Tow / Step / Fog Cutouts SBA - Brackets Included!</p>	<p>1993 & Newer</p> 	<p>R / RD 1989 & Newer</p> <p>3124 16" OE Style Taper Tow / Step / Vent Cutouts</p>	

GU / CTP 713 Setback

All Years

73129
 Fits some
 GU/CTP/GRANITE
 set back axle



R600 / R700

3126
 16" OE Style Taper
 Tow / Step / Vent Cutouts

Mid-1982 & Newer



GU / CTP 713 Setback


All Years

73129SP
 Fits some
 GU/CTP/GRANITE
 set back axle

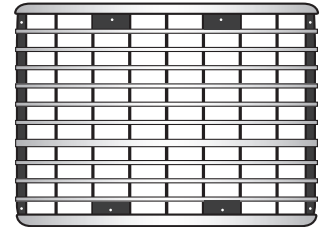


GRILLES AND GUARDS

Mack Vision Grill

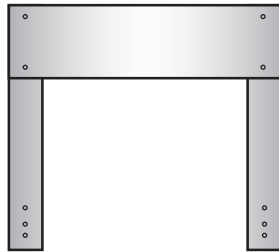


Mack CH Aluminum Grill



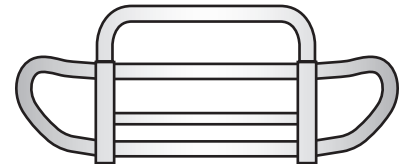
R / Granite / CV

8080
 28" x 31"
 Stainless Steel



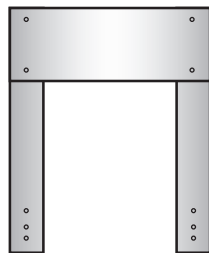
G2-200 Series

Fits Anthem
 Polished Stainless Steel
 Radar Compatible
 3 1/2" Lower Tubes
 2 3/4" Top Tubes
 Drop Down Hood Access
 Brackets Included!



CTP / GU / Granite / CV

8081
 25.5" x 31"
 Stainless Steel



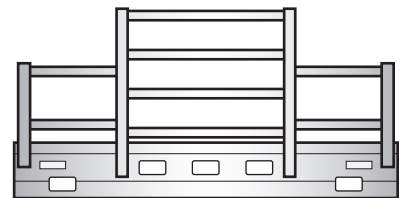
Defender

Fits CH, CXU, CHN, CHU,
 Granite, Titan
 Aluminum Bumper with
 Upright Guards
 Mirror Polish Finish
 Fully Boxed-in Uprights



Aeroplus

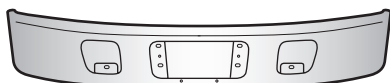
Fits Anthem
 Radar Compatible
 Aerodynamic and Fuel Efficient
 Comes Standard with:
 Slam Latch
 Lift Assist
 Air Dam & Brackets



238 / 258ALP / 258LP / 268 / 268A / 338

All Years

3005
 14" Curve back
 Tow / Center Cutouts
 Chrome Finish



238 / 258ALP / 258LP / 268 / 268A / 338

All Years

3005BLK
 14" Curve Back
 Tow / Center Cutout
 Painted Black or White




VN / VNL 2018 & Newer

3663
 12" Full Wrap
 Vent Cutout
 SBA - Brackets Included!



VN / VNL 2012-2018

3665NL
 14" Full Wrap
 Tow/Vent Cutouts
 SBA - Brackets Included!



VN / VNL 2012-2018

3665
 14" Full Wrap
 +Fog Light Cutouts
 SBA - Brackets Included!



VNL Gen 2 2004-2011

3662NL
 14" Full Wrap
 Tow/Vent Cutouts
 SBA - Brackets Included!



VNL Gen 2 2004-2011

3662
 14" Full Wrap
 +Fog Light Cutouts
 SBA - Brackets Included!



VNL Gen 1 1996-2003

3062VNL
 12" Full Wrap
 Tow/Vent/Fog Cutouts
 SBA - Brackets Included!



VNM Gen 2 2004 & Newer

3062VNMG2
 12" Full Wrap
 Tow/Vent Cutouts
 SBA - Brackets Included!



VNM 64T 1996-2003

3062VNM
 12" Full Wrap
 Tow/Vent Cutouts
 Setback Axle



VN 610 660 770 1998-2002

3062VN
 16" Full Wrap
 Vent + 4 Fog Cutouts
 SBA - Brackets Included!



WIA / WCA All Years

3062NS
 12" Full Wrap
 Tow Hook Cutouts
 SBA - Brackets Included!



WG Forward All Years

3062
 12" Angle Back
 Tow Hook Cutouts
 Setback Axle



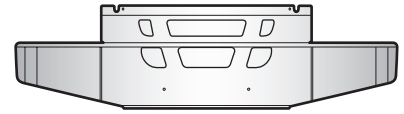
WG Setback All Years

3062WG
 13" Full Wrap
 Tow Hook Cutouts
 SBA - Brackets Included!



VHD

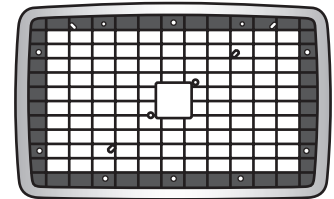
3674
 Fits Volvo VHD Set Forward Axle



GRILLES AND GUARDS


VNL / VNM Gen 2 Grille 2004-2018

Chrome Plated ABS Plastic Grille
 Bug Screen Included



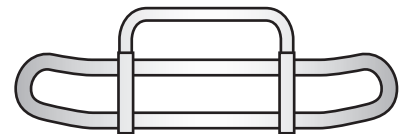
BG-100 Series

Polished Stainless Steel
 Radar Compatible
 Towing Compatible
 3" Tubes
 Fits: VN, VNM, VNL



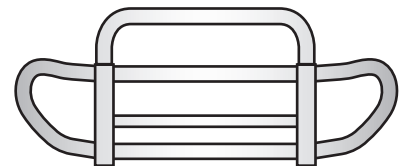
G2-200 Series

Polished Stainless Steel
 Radar Compatible
 3 1/2" Lower Tubes
 2 3/4" Top Tubes
 Drop Down Hood Access
 Brackets Included!
 Fits: VN, VNM, VNL, VNR




G2-200 Series

Polished Stainless Steel
 Radar Compatible
 3 1/2" Lower Tubes
 2 3/4" Top Tubes
 Drop Down Hood Access
 Brackets Included!
 Fits VN, VNM, VNL, VNR



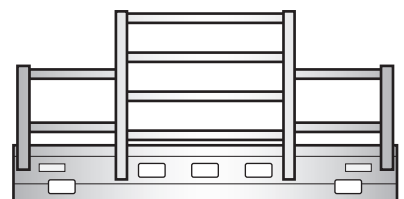
Defender

Aluminum Bumper with
 Upright Guards
 Mirror Polish Finish
 Fully Boxed-in Uprights
 Fits VN, VNM, VNL, VT



Aeroplus

Radar Compatible
 Aerodynamic and Fuel Efficient
 Comes Standard with:
 Slam Latch
 Lift Assist
 Air Dam & Brackets
 Fits VN, VNM, VNL, VNR



ProStar / LT 2008 & Newer

3096
 16" Full Wrap
 Tow/Vent/Fog Cutouts
 SBA - Brackets Included!



9900i / iX 2000 & Newer

3082NL
 16" Taper
 Tow/Step Cutouts
 Ends Taper to 12"



9900i / iX 2000 & Newer

3082
 16" Taper
 +Fog Light Cutouts
 Ends Taper to 12"



9900i / iX 2000 & Newer

3083NL
 18" Texas Square
 Tow/Step Cutouts
 Rolled Ends



9900i / iX 2000 & Newer

3083
 18" Texas Square
 +Fog Light Cutouts
 Rolled Ends



9370 All Years

3090NL
 16" Taper
 Tow/Step Cutouts
 Ends Taper to 12"



9370 All Years

3092
 18" Texas Square
 Tow Hook Cutouts
 Rolled Ends



9200 / 9400 1996 & Older


3094NL
 12" Full Wrap
 Tow Hook Cutouts
 Setback Axle



9100 / 9200 / 9400


1997 & Newer

3091
 13" Full Wrap
 Tow/Vent Cutouts
 Setback Axle



7000 Series / 7300 / 7700 (Setback) All Years

3097
 13" Full Wrap
 Tow/Vent Cutouts
 Setback Axle



7000 Series / 7300 / 7700 (Forward) All Years

3098
 14" Full Wrap
 Tow/Vent Cutouts
 Setback Axle



5000 Series All Years

3087
 16" Taper
 Tow/Step Cutouts
 Ends Taper to 12"



4600 - 4900 / 8100

1989-2001

3086
 10.5" Slight Angle Back
 Tow & Fog Cutouts
 forward Axle



4600 - 4900 / 8100

1989-2001

3086P
 10.5" Slight Angle Back
 Tow & Fog Cutouts
 Painted Black



4200 / 4300 / 8600

2002 & Newer

3081
 14" Full Wrap
 Tow/Vent Cutouts
 SBA - Brackets Included!



2574 / 2600 / 2674 (Setback)

1989-2001

73088
 12" Angle Back
 Tow/Step Cutouts
 Setback Axle



S 1200 - 2500 1979-1989

3088
 10.5" Slight Angle Back
 Tow Hook Cutouts
 Forward Axle



S 1600 - 1900 1979-1989


3089
 10.5" Slight Angle Back
 Tow Hook Cutouts
 Forward Axle



GUARDS

G2-200 Series

LT, Prostar Models
 Polished Stainless Steel
 Radar Compatible
 Drop Down Hood Access
 Brackets Included!



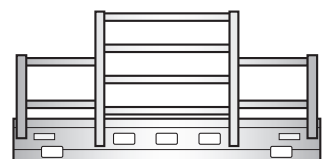
Defender

4300 Thru 9900, HV, MV Models
 Aluminum Bumper with
 Upright Guards
 Mirror Polish Finish
 Fully Boxed-in Uprights



AeroPLUS

IN27C4
 Prostar, LT, RH Models
 Radar Compatible
 Aerodynamic and Fuel Efficient
 Comes Standard with:
 Slam Latch • Lift Assist • Air Dam & Brackets



SET FORWARD AXLES

4700 Set Forward

2012 & Newer


3065
 16" Taper
 4 Tow Hook Cutouts
 Ends Taper to 12"



4700 Set Forward

2012 & Newer

3065WL
 16" Taper
 +Fog Light Cutouts
 Ends Taper to 12"



4700 Set Forward

2012 & Newer

3066
 18" Texas Square
 4 Tow Hook Cutouts
 Rolled Ends



4700 Set Forward

2012 & Newer

3077
 16" Taper
 External Tow Cutout
 Ends Taper to 16"



4800 - 4900 Set Forward

2008 & Newer

3068
 16" Taper
 Center Cutout
 Ends Taper to 12"



4800 - 4900 Set Forward

2008 & Newer

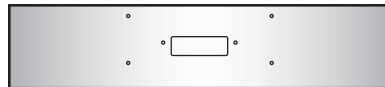
3068WL
 16" Taper
 +Fog Light Cutouts
 Ends Taper to 12"



4800 - 4900 Set Forward

2008 & Newer

3067
 18" Texas Square
 Center Cutout
 Rolled Ends



4800 - 4964 Set Forward

1989-2007

3069NL
 16" Taper
 Top Center Cutout
 Ends Taper to 12"



4800 - 4964 Set Forward

1989-2007

3069
 16" Taper
 +Fog Light Cutouts
 Ends Taper to 12"



4800 - 4964 Set Forward

1989-2007

3064
 18" Texas Square
 Top Center Cutout
 Rolled Ends



4800 - 4964 Set Forward

1989-2007

3063
 10" Logger Style
 Top Center Cutout - Boxed Ends



SET BACK AXLES

4700 Setback Axle

2012 & Newer

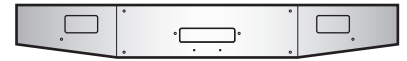
Multiple Variations Available
 13.75" Angle Back
 Two Tow Cutouts
 SetBack Axle



4800 - 4900 Set Back

2008 & Newer

Multiple Variations Available
 14" Angle Back
 Center Cutout / Fog Cutouts
 Tapers to 10.75"



4800 - 4900 Set Back

1989-2007

Multiple Variations Available
 14" Angle Back
 Top Center Cutout
 Tapers to 10.75"



5700XE All Years

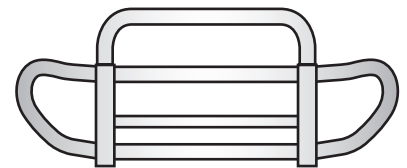
3860
 16" Full Wrap
 Tow/Center/Fog Cutouts
 SBA - Brackets Included!



GUARDS

G2 200 Series

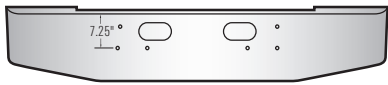
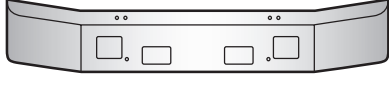

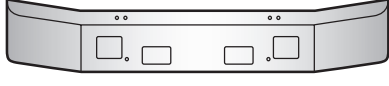
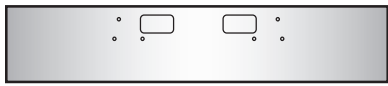
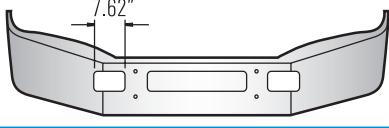



Western Star 5700XE All Years
 Radar Compatible
 Polished Stainless Steel
 Drop Down Hood Access
 Brackets Included!



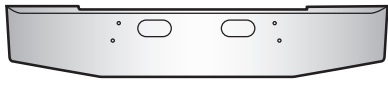

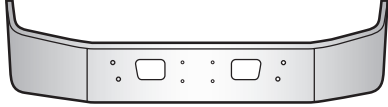

Defender

4700 2012 & Newer
 4900 2001 & Newer
 Bumper with Upright Guard
 Polished Stainless
 Tow Hook Attachments

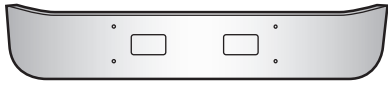
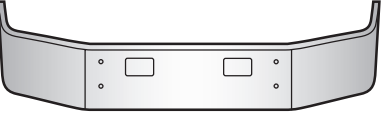
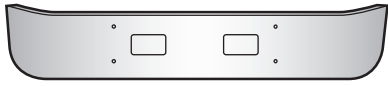


<p>L / LT / LN / LNT 800-9000</p> <p>3101 16" Taper Two Tow Hook Cutouts Ends Taper to 12"</p>	<p>1970-1998</p> 	<p>F600 / F700 / F800</p> <p>3103 10.5" Tall Tow/Fog Cutouts OE Style</p>	<p>1980-1999</p> 
<p>L / LT / LN / LNT 800-9000</p> <p>3100 16" Taper +Fog Light Cutouts Ends Taper to 12"</p>	<p>1970-1998</p> 	<p>F650 / F750 2000-2003</p> <p>3103 10.5" Tall Tow/Fog Cutouts OE Style</p>	
<p>L / LT / LN / LNT 800-9000</p> <p>3107 18" Texas Square Two Tow Cutouts Rolled Ends</p>	<p>1970-1998</p> 	<p>F650 / F750 Super Duty</p> <p>31650 13" Full Wrap Tow / Vent Cutout SBA - Brackets Included!</p>	<p>2005 & Newer</p> 
<p>LTL 9000 All Years</p> <p>3105 OE Style Tow + Foglight Cutouts SFA - Tapered Ends</p>		<p>F650 / F750 Super Duty</p> <p>731650 13" Full Wrap Tow / Vent Cutout SBA - Brackets Included!</p>	<p>2005 & Newer</p> 
<p>L Series Aeromax (L-Series Setback) 8/9000</p> <p>3108 9" Full Wrap Two Tow Cutouts Setback Axle</p>	<p>1988-1995</p> 		

STERLING
TRUCKS

<p>LT 9500 (Forward Axle)</p> <p>3104 16" Taper Tow Hook Cutouts Ends Taper to 12"</p>	<p>All Years</p> 	<p>LT 7501 All Years</p> <p>3106 13 Partial Wrap Tow Hook Cutouts Slight Angle Back</p>	
<p>LT 9513 / LT 9522</p> <p>3108LT 13" Full Wrap Tow Hook Cutouts SBA - Brackets Included!</p>	<p>1998 & Newer</p> 	<p>Acterra All Years</p> <p>39500 14" Full Wrap Tow Hook Cutouts Setback Axle</p>	

GMC

<p>Kodiak 1990-2003</p> <p>3136NS 14" Partial Wrap Tow Hook Cutouts Slight Angle Back</p>		<p>Topkick C4500 - C5500</p> <p>3132 14" Partial Wrap Tow Hook Cutouts Slight Angle Back</p>	<p>2004-2006</p> 
<p>Topkick 1990-2003</p> <p>3136NS 14" Partial Wrap Tow Hook Cutouts Slight Angle Back</p>		<p>Topkick C6500 - C7500</p> <p>3130 14" Partial Wrap Tow Hook Cutouts Slight Angle Back</p>	<p>2004 & Newer</p> 