

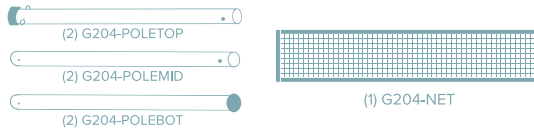
# VOLLEYBALL

#G204

## Instructions

1

SET INCLUDES:



(1) G204-BALL



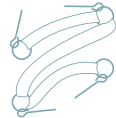
(1) G204-PUMP



(2) G204-GUYWIRE



(1) G204-SPOOL



(1) G204-BNDRY



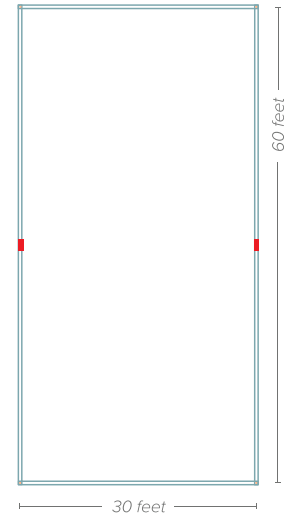
(1) G204-BAG



(1) G204-MANUAL

Assembly

1. Place the boundary line (G204-BNDRY) down to create your 30' x 60' court.



Assembly (cont.)

2. There are markers that divide the court in half. This will be where the net and poles go. Unroll the net (G204-NET) and spread across the court between the two markers.
3. Connect the top pole (G204-POLETOP) to the middle pole (G204-POLEMID), locking into place with the push button.
4. Before attaching the bottom pole sections, slide the side sleeve of the net onto the connected poles from the bottom ensuring the Baden logo is across the top. Push the net all the way up to the eyebolt.

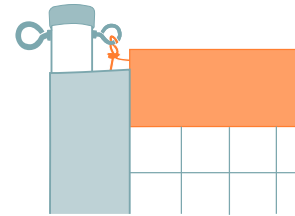


Assembly (cont.)

5. Connect each bottom pole (G204-POLEBOT) to the connected poles and lock into place with the push button.



6. Tie the net onto the eye hook at the top of the pole to hold it in place.



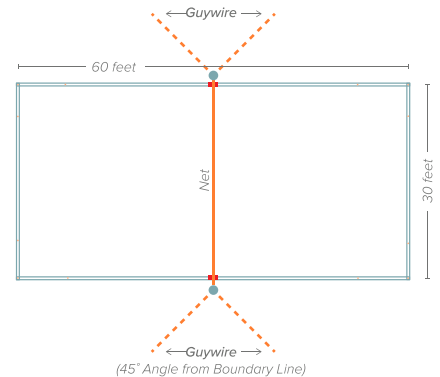
Assembly (cont.)

7. Hook the guywire (G204-GUYWIRE) to the eye hook. Have one person hold one of the poles upright about 1' outside boundary.



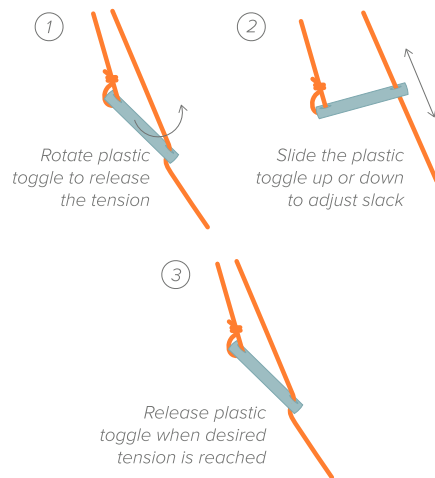
Assembly (cont.)

8. Pull the guywire lines out at a 45 degree angle and hammer the stakes into the ground.

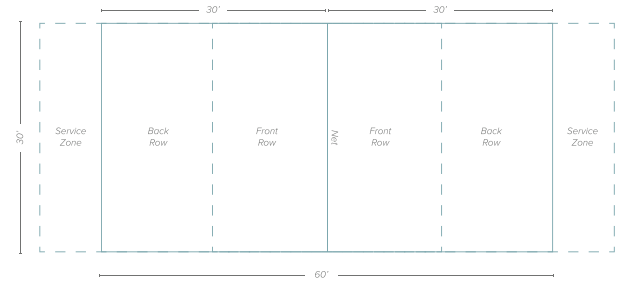


**Tip:** Shorten the guywire as needed based on available space prior to pushing stakes into the ground.

## Assembly (cont.)



## Court Diagram



## Serving

The first team serving is the team who wins a volley.

Following games will be served by the previous game loser.

Server must serve from the service zone behind the boundary line until after contact.

Ball may be served underhand or overhand. Ball must be clearly visible to opponents before serve.

Served ball may graze the net and drop to the other side for a point.

Serve must be returned by a bump only. No setting or attacking a serve.

## Rotation

Teams rotate each time they win the serve.

Players rotate in a clockwise manner.

4-6 players on each side, with half in the front row and half in the back row.

The ball can be played off the net during a volley or serve.

Players must not block or attack a serve.

Maximum of three hits per side.

If two or more players contact the ball simultaneously, it is considered one play and the players involved may not participate in the next play.

Players may not hit the ball twice in a row (blocks are not considered hits).

## Playing the Game

## Playing the Game (cont.)

A ball touching the boundary line is considered in-bounds.

A legal hit is contact with the ball by a player's body above and including the waist and does not allow the ball to come to a rest.

Switching positions will be allowed only between front row players any only after the serve.

## Scoring

A point is scored on every live play of the ball, either by the serving or receiving team.

Offense scores on a defensive miss or out of bounds hit.

Defense scores on an offensive miss, out of bounds hit, or serve into the net.

Must win by 2 points.

Game will be played to 25 points or until 1 team has 2 more points than the opposing team.

## Violations ▼

Stepping over or on the boundary line while serving

Failing to hit the ball over the net

Illegal hitting of the ball:

*One player hitting the ball twice in a row*

*Hitting the ball more than 3 times before passing to the opponent*

*Carrying, holding, palming, throwing, etc:*

Touching the net with any part of the body while the ball is in play

## Violations (cont.) ▼

Reaching over the net with the following exceptions:

*When following through a spike or attack*

*When blocking a ball that is in the opponents'*

Reaching under the net if it interferes with the ball in play or an opposing player

Failing to serve in the correct order

Blocking or spiking from the front row area when playing from a back row position

## Care Instructions ▼

This set is designed to withstand the elements, but in order to maximize its life, this set should be stored in a cool dry place when not in use, preferably in the original bag.