





HOUSE PARTS[®]

Decorative Drapery Hardware



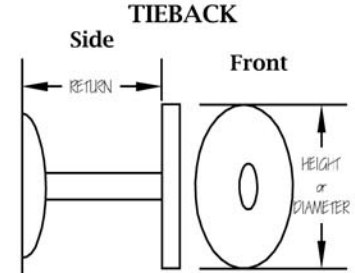
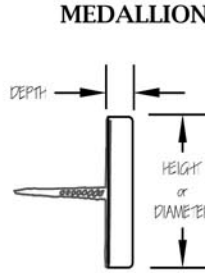
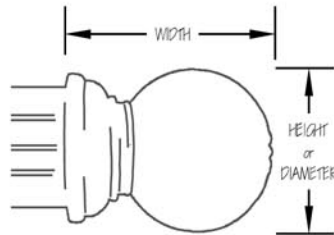
DRAPERY 2014

TABLE OF CONTENTS

2	Information
3-4	Cristal
5-6	English Walnut
7-8	Sun Bleached Linen
8-9	Gilded
10-12	Historical Gold
13-16	Antique Bronze
17	Bamboo/Silver
18-19	Traverses Systems
20-21	Black Silk
22-23	Metal Prepacks
24	Kid Sets/Dual Sets
25-26	Artifactory
27	Tapestry Sets

All pieces are hand-cast and finished. Inherent variations add to the unique and individual charm of each piece. House Parts strives for accuracy of all printed information. We cannot be held responsible for errors or omissions.

9100-00
DRAPERY DISPLAY BOARD 18" X 48"



We have made recommendations for finial and pole size combinations throughout the catalog using these symbols: **①** 1 3/8" POLES **②** 2" POLES **②** 2 1/4" POLES **③** 3" POLES **F** FABRIC

These combinations are largely a matter of personal taste. Please refer to the photos and actual dimensions when choosing finials, or contact us for more information.

Our dimensions are determined as follows:



9108-00
DESIGNER BAG



Standard Drapery Hardware Display Board includes:

FINIALS		
2018-81	Istanbul	Cristal
2024-81	Royal Crown	Cristal
9323-81	Wood Brkt 2" Pole Pair	Cristal
2049-80	Andrews for 2-2 1/4"	Sun Bleached Linen
2042-80	Square Architectural	Sun Bleached Linen
2005-12	Versailles for 2"	Historical Gold
3537-12	Sussex	Historical Gold
2041-22	Royal Natalie	Antique Bronze
2031-22	Royal Fancy	Antique Bronze
2035-31	Royal Anastasia	Black Silk
3583-31	Reeded	Black Silk
2024-79	Royal Crown	English Walnut
2032-79	Candler	English Walnut
METAL PREPACKS		
8703-75-75	Square Architectural	Platinum
8702-40-76	Katherine	Black / Egyptian Gold
TIEBACKS		
3044-22	Acanthus	Antique Bronze
3909-12	Ripple	Historical Gold

Standard Designer's Bag includes:

FINIALS		
3862-79	Sophia for 1 3/8"	English Walnut
2040-79	Petite Istanbul	English Walnut
2018-81	Istanbul	Cristal
2035-81	Royal Anastasia	Cristal
3531-12	Fancy	Historical Gold
3537-12	Sussex	Historical Gold
2024-22	Royal Crown	Antique Bronze
3583-22	Reeded	Antique Bronze
9344-22	2" Corsica Ring	Antique Bronze
9368-35	2" Bamboo Ring	Bamboo
8970-79	2" Metal Ring-Fixed Eyelet	English Walnut
9322-80	2" Wood Ring	Sun Bleached Linen
9016-00	Wood and resin	Color Chain
9001-00	Metal	Color Chain



METAL & WOOD CHIPS

9111-00

WOOD CHIP CHAIN ONLY

9016-00

METAL CHIP CHAIN ONLY

9001-00



FINIALS


CRISTAL - 81

3714-81
CROWN
3.25DIA 4W
CASE:6
① ②




2933-81
ANDREWS FOR 1 3/8
2.75DIA 5W
CASE:6
① ②

3678-81
ANASTASIA
2.75DIA 2.75W
CASE:6
①



2040-81
PETITE ISTANBUL
4DIA 3.5W
CASE:6
①

3628-81
AVALON
2.75DIA 4W
CASE:6
①




3748-81
NATALIE
2.375DIA 4.25W
CASE:6
① ②

2017-81
END CAP
BEADED PAIR
2.75DIA 1D
CASE:6
② ②



3537-81
SUSSEX
4DIA 5.5W
CASE:6
② ②

2035-81
ROYAL ANASTASIA
4.25DIA 4W
CASE:6
② ②



2049-81
ANDREWS FOR 2"
3.25DIA 6W
CASE:6
② ②

2042-81
SQ ARCHITECTURAL
4.25SQ 3.75W
CASE:6
② ②




2037-81
ROYAL SOPHIA
4.5DIA 6W
CASE:6
② ②

2024-81
ROYAL CROWN
4.25DIA 5W
CASE:6
② ②



2031-81
ROYAL FANCY
4.125DIA 5W
CASE:6
② ②

2050-81
ISTANBUL III
5.5DIA 6.375W
CASE:6
② ③



2018-81
ISTANBUL
5DIA 5.125W
CASE:6
② ②

3744-81
CROWN FOR 3"
4.375DIA 4.625W
CASE:6
② ③

*Poles Greater than 8ft Must Ship Via Common Carrier

MEDALLIONS

TIEBACKS



3051-81
MED STEWART
3.5DIA .75D
CASE:6

3729-81
MED SQ. FLUTED OVAL
2DIA 2.75D
CASE:6



3731-81
MED OGLETHORPE
2H 1.5D
CASE:6



3733-81
ACORN MEDALLION
2DIA 3.25D
CASE:6



3037-81
SCROLL PAIR
4.25H 9W 7D 4RTN
CASE:4

3746-81
JEANNE MARIE
8.5H 3.75W 5D
3.5RTN
CASE:6



3909-81
TIEBACK: RIPPLE
3.75DIA 4.75D 4RTN
CASE:6

9300-81
FINIAL ADAPTER 5.5"
5.5 RTN
CASE:12

3038-81
VAN GOGH PAIR
4.25H 5.75W 5D 4RTN
CASE:6

2039-81
SQUARE TIEBACK
6.25H 6.25W 3.75RTN
CASE:6

9302-81
FINIAL ADAPTER
3.875 RTN
CASE:12

Choose any finial or medallion to screw into the adapter for a customized tieback.

3044-81
ACANTHUS
4.25DIA 4.5D 3.75RTN
CASE:6

HARDWARE FOR 1 3/8" POLES



9315-81
CORNER ADAPTER FOR 1 3/8" WD POLE
5.5L
CASE:6

9301-81
1 3/8" SHOWER POLE HOLDER
5.5L
CASE:6

9324-81
1 3/8" RINGS-S/7
1.75"ID 2.75"OD
CASE:6



9306-81
4' REEDED-1 3/8"
CASE:6

9307-81
6' REEDED-1 3/8"
CASE:6

9309-81
8' REEDED-1 3/8"
CASE:6



9326-81
1 3/8" WOOD BRKT PAIR
3.75H .75W 5.25D 3.75RTN
CASE:6

9347-81
1 3/8" CEILING BRKT PAIR
3H 6W .875D 1.5RTN
CASE:6

HARDWARE FOR 2" & 2 1/4" POLES

9317-81
CORNER ADAPTER FOR 2" WD POLE
6.25L
CASE:6

8970-81
METAL RINGS- FIXED EYELET/ NO CLIP FOR 2" & 2 1/4" S/7
2.25" ID, 5MM
CASE:6

9322-81
2" & 2 1/4" RINGS-S/4
2.75" ID 3.75"OD
CASE:6

9322-GR-81
2" GROOVED-S/4
2.50" ID 3.8"OD, 5MM
CASE:6

9311-81
2 1/4" WOOD SHOWER POLE HLDR PAIR
CASE:12

9340-81
CORNER ADAPTER FOR 2 1/4" WD POLE
6.125L
CASE:6



9319-81
4' FLUTED 2"
CASE:2

9320-81
6' FLUTED 2"
CASE:2

9321-81
8' FLUTED 2"
CASE:2



9333-81
4' REEDED 2 1/4"
CASE:2

9334-81
6' REEDED 2 1/4"
CASE:2

9335-81
8' REEDED 2 1/4"
CASE:2

9337-81
10' REEDED 2 1/4"
CASE:2

9338-81*
12' REEDED 2 1/4"
CASE:2



9327-81
2" & 2 1/4" BRKT w/ 5 1/2" RTN PAIR
5.25H .875W 8D
5.5RTN
CASE:6

9323-81
2" & 2 1/4" WOOD BRKT PAIR
4.5H .75W 6D 3.75RTN
CASE:6

9339-81*
16' REEDED 2 1/4"
CASE:1

9346-81
2"-2 1/4" CEILING BRKT PAIR
4.125H 8.375W 1D
2.25RTN
CASE:6

HARDWARE FOR 3" POLES



9354-81
3" WOOD BRACKET PAIR
8.25H 1W 8.375D
6.25RTN
CASE:6



9353-81
3" RINGS-S/4
ID 3.25
CASE:6

9350-81
4' REEDED 3"
CASE:1

9351-81
6' REEDED 3"
CASE:1

9352-81
8' REEDED 3"
CASE:1

9356-81*
12' REEDED 3"
CASE:1

① 1 3/8" POLES ② 2" POLES ② 2 1/4" POLES ③ 3" POLES F FABRIC

FINIALS

2933-79
ANDREWS FOR 1 3/8"
2.75DIA 5W
CASE:6
1 2



1 1

2040-79
PETITE ISTANBUL
4DIA 3.5W
CASE:6
1



2019-79
EMMA FOR 1 3/8"
2DIA 1.625W
CASE:6
1



1 1

3678-79
ANASTASIA
2.75DIA 2.75W
CASE:6
1



3862-79
SOPHIA FOR 1 3/8"
2.75DIA 4W
CASE:6
1



1 1

3628-79
AVALON
2.75DIA 4W
CASE:6
1



3583-79
REDED
3DIA 3.75W
CASE:6
1 2



2 2

3714-79
CROWN
3.25DIA 4W
CASE:6
1 2



2017-79
ENDCAP: BEADED PAIR
2.75DIA 1D
CASE:6
2 2



2 2

3863-79
SOPHIA FOR 2"
3.25DIA 4.5W
CASE:6
2 2



2042-79
SQ. ARCHITECTURAL
4.25SQ 3.75W
CASE:6
2 2



2 2

3537-79
SUSSEX
4DIA 5.5W
CASE:6
2 2



2049-79
ANDREWS FOR 2"
3.25DIA 6W
CASE:6
2 2



2024-79
ROYAL CROWN
4.25DIA 5W
CASE:6
2 2



2 2

2031-79
ROYAL FANCY
4.125DIA 5W
CASE:6
2 2



2018-79
ISTANBUL
5DIA 5.125W
CASE:6
2



2 2

2035-79
ROYAL ANASTASIA
4.25DIA 4W
CASE:6
2 2



2037-79
ROYAL SOPHIA
4.5DIA 6W
CASE:6
2 2



2 2

2050-79
ISTANBUL III
5.5DIA 6.375W
CASE:6
2 3



3744-79
CROWN FOR 3"
4.375DIA 4.625W
CASE:6
2 3



3 3

2032-79
CANDLER
4.5DIA 3.5W
CASE:6
2 3



*Poles Greater than 8ft Must Ship Via Common Carrier

MEDALLIONS

Choose any finial or medallion to screw into the adapter for a customized tieback.



3044-79
TIEBACK: ACANTHUS
4.25DIA 4.5D
3.75RTN
CASE:6



2039-79
SQUARE TIEBACK
6.25H 6.25W
3.75RTN
CASE:6



3729-79
MED: SQ. FLUTED OVAL
2DIA 2.75D
CASE:6



3051-79
MEDALLION: STEWART
3.5DIA .75D
CASE:6



2023-79
SEYMOUR BRK
7.625H 1.25W
6D 3RTN
CASE:6
① F



3046-79
SUSSEX TIEBACK
4.25DIA 7.5L
CASE:6



3909-79
TIEBACK: RIPPLE
3.75DIA 4.75D 4RTN
CASE:6

9302-79
FINIAL ADAPTER
3.875 RTN
CASE:12



9300-79
FINIAL ADAPTER 5.5"
5.5 RTN
CASE:12



HARDWARE FOR 1 3/8" POLES

8971-79
METAL RINGS-FIXED EYELET/
NO CLIP FOR 1 3/8" S/12

1.5 ID, 5MM
CASE:6



9324-79
1 3/8" RINGS-S/7
1.75"ID 2.75"OD
CASE:6



9306-79
4' REEDED-1 3/8"
CASE:6

9307-79
6' REEDED-1 3/8"
CASE:6

9309-79
8' REEDED-1 3/8"
CASE:6



9326-79
1 3/8" WOOD BRKT PAIR
3.75H .75W 5.25D 3.75RTN
CASE:6

9328-79
1 3/8" BRKT w/
5/8" RTN PAIR
5.25H .75W
7.25D 3.75RTN
CASE:6



9315-79
CORNER ADAPTER FOR
1 3/8" WD POLE
5.5L
CASE:6



9301-79
WOOD SHOWER
POLE HLDR PAIR
FOR 1 3/8"
CASE:6



9336-79
DBL BRKT 1 3/8"
3.75H .75W 7D
2.5 & 5.5RTN
CASE:6

9347-79
1 3/8" CEILING BRKT PAIR
3H 6W .875D 1.5RTN
CASE:6

①

HARDWARE FOR 2" & 2 1/4" POLES



9322-79
2" & 2 1/4" RINGS-S/4
2.75"ID 3.75"OD
CASE:6



9343-79
ACANTHUS RINGS 2" &
2 1/4"-S/4
2.75"ID 4"OD
CASE:6



9344-79
CORSIKA RINGS 2" & 2 1/4"-S/4
2.75"ID 4"OD
CASE:6



9323-79
2" & 2 1/4" WOOD BRKT
PAIR
4.5H .75W 6D 3.75RTN
CASE:6

② ②



9317-79
CORNER ADAPTER FOR
2" FLUTED WD POLE
6.25L
CASE:6

9322-GR-79
2" GROOVED RINGS-S/4
2.5"ID 3.8"OD
CASE:6

9311-79
SHOWER POLE HLDR 2"
2.75"ID 4"OD
CASE:6



9319-79
4' FLUTED 2"
CASE:2

9320-79
6' FLUTED 2"
CASE:2

9321-79
8' FLUTED 2"
CASE:2



9381-79
4' SMOOTH 2 1/4"
CASE:2

9382-79
6' SMOOTH 2 1/4"
CASE:2

9383-79
8' SMOOTH 2 1/4"
CASE:2

9386-79*
16' SMOOTH 2 1/4"
CASE:2

9327-79
2" & 2 1/4" BRKT w/ 5/8" RTN PAIR
5.25H .875W 8D 5.5RTN
CASE:6

② ②

8970-79
METAL RINGS-FIXED
EYELET/NO CLIP
FOR 2" & 2 1/4" S/7
2.25 ID, 5MM
CASE:6




9346-79
2"-2 1/4" CEILING BRKT PAIR
4.125H 8.375W 1D 2.25RTN
CASE:6

② ②



9340-79
CORNER ADAPTER
FOR 2 1/4" WD POLE
6.125L
CASE:6



9333-79
4' REEDED 2 1/4"
CASE:2

9334-79
6' REEDED 2 1/4"
CASE:2

9335-79
8' REEDED 2 1/4"
CASE:2

9337-79*
10' REEDED 2 1/4"
CASE:2

9338-79*
12' REEDED 2 1/4"
CASE:2

9339-79*
16' REEDED 2 1/4"
CASE:1

HARDWARE FOR 3" POLES



9353-79
3" RINGS-S/4
ID 3.25
CASE:6



9350-79
4' REEDED 3"
CASE:1

9351-79
6' REEDED 3"
CASE:1

9352-79
8' REEDED 3"
CASE:1

9356-79*
12' REEDED 3"
CASE:1

9354-79
3" WOOD BRACKET PAIR
8.25H 1W 8.375D 6.25RTN
CASE:6



① 1 3/8" POLES ② 2" POLES ② 2 1/4" POLES ③ 3" POLES F FABRIC

FINIALS

2019-80
EMMA

2DIA 1.625W
CASE:6

①



3583-80
REEDED

3DIA 3.75W
CASE:6

① ②



3588-80
KIEV

3.25DIA 3.75W
CASE:6

① ②



3554-80
CADE

6.25H 6W 4.75D
CASE:6

① ②

2017-80
ENDCAP: BEADED
PAIR

2.75DIA 1D
CASE:6

② ②

9347-80
1 3/8" CEILING BRKT
PAIR

3H 6W .875D 1.5RTN
CASE:6

①



3714-80
CROWN

3.25DIA 4W
CASE:6

① ②



9346-80
2"-2 1/4" CEILING BRKT PAIR

4.125H 8.375W 1D
2.25RTN
CASE:6

② ②

2024-80
ROYAL CROWN

4.25DIA 5W
CASE:6

② ②



2049-80
ANDREWS 2"

3.25DIA 6W
CASE:6

② ②



3678-80
ANASTASIA

2.75DIA 2.75W
CASE:6


①



3628-80
AVALON

2.75DIA 4W
CASE:6

①



3552-80
ITALIAN

6.25H 6W 4.75D
CASE:6

① ②

2040-80
PETITE ISTANBUL

4DIA 3.5W
CASE:6

①



2933-80
ANDREWS 1 3/8"

2.75DIA 5W
CASE:6

① ②



2042-80
SQ. ARCHITECTURAL

4.25SQ 3.75W
CASE:6

② ②



3863-80
SOPHIA FOR 2"

3.25DIA 4.5W
CASE:6

② ②



2018-80
ISTANBUL

5DIA 5.125W
CASE:6

② ②



3555-80
PETITE CORBEL

6.75H 3W 2.25D
CASE:6

①

2035-80
ROYAL ANASTASIA

4.25DIA 4W
CASE:6

② ②



TIEBACKS

Choose any finial or medallion to screw into the adapter below for a customized tieback.

MEDALLION

2039-80
SQUARE TIEBACK

6.25H 6.25W
3.75RTN
CASE:6



3729-80
SQ. FLUTED
OVAL

2DIA 2.75D
CASE:6



9302-80
FINIAL ADAPTER

3.875 RTN
CASE:12



3731-80
MED OGLETHORPE

2H 1.5D
CASE:6



3051-80
STEWART

3.5DIA .75D
CASE:6



9300-80
FINIAL ADAPTER 5.5"
SHOWN W/STEWART MED.

5.5 RTN
CASE:12



3909-80
TIEBACK: RIPPLE

3.75DIA 4.75D 4RTN
CASE:6



3747-80
NATALIE TIEBACK

5H 4.75W 5D 3.6RTN
CASE:6

3047-80
SUNFLOWER MED.

4.25DIA .75D
CASE:6

*Poles Greater than 8ft Must Ship Via Common Carrier

HARDWARE FOR 1 3/8", 2" & 2 1/4" POLES

9324-80
1 3/8" RINGS-S/7
1.75"ID 2.75"OD
CASE:6 ①

9315-80
CORNER ADAPTER
1 3/8"
1.75"ID 2.75"OD
CASE:6

9322-80
2" & 2 1/4" RINGS-S/4
2.75"ID 3.75"OD
CASE:6 ②②

9306-80
4' REEDED-1 3/8"
CASE:6

9307-80
6' REEDED-1 3/8"
CASE:6

9309-80
8' REEDED-1 3/8"
CASE:6

9326-80
1 3/8" WOOD BRKT PAIR
3.75H .75W 5.25D 3.75RTN
CASE:6 ①

9319-80
4' FLUTED 2"
CASE:2

9320-80
6' FLUTED 2"
CASE:2

9321-80
8' FLUTED 2"
CASE:2

9317-80
CORNER ADAPTER FOR 2" WD POLE
6.25L
CASE:6 ②

8970-80
2" RINGS-FIXED
2.25"ID 5MM
CASE:6

9301-80
SHWR POLE HLDR 1 3/8"
1.75"ID 2.75"OD
CASE:6

9311-80
SHWR POLE HLDR 2"
2.75"ID 3.75"OD
CASE:6

9312-80
SHWR POLE HLDR 2 1/4"
3.75"ID 4.75"OD
CASE:6

8971-80
METAL RINGS-FIXED
EYELET/NO CLIP FOR
1 3/8" S/12
1.5 ID, 5MM
CASE:6

9333-80
4' REEDED 2 1/4"
CASE:2

9334-80
6' REEDED 2 1/4"
CASE:2

9335-80
8' REEDED 2 1/4"
CASE:2

9337-80
10' REEDED 2 1/4"
CASE:6

9338-80*
12' REEDED 2 1/4"
CASE:2

9339-80*
16' REEDED 2 1/4"
CASE:2

9327-80
2" & 2 1/4" BRKT w/ 5 1/2" RTN PAIR
5.25H .875W 8D 5.5RTN
CASE:6 ②②

9340-80
CORNER ADAPTER
FOR 2 1/4" WD POLE
6.125L
CASE:6

9323-80
2" & 2 1/4" WOOD
BRKT PAIR
4.5H .75W 6D
3.75RTN
CASE:6 ②②

METAL CORONAS

8927-30
METAL: CORONA 30"
CASE:6



8926-30
METAL: CORONA 24"
CASE:6



HARDWARE FOR 1 3/8" POLES

9315-30
CORNER ADAPTER
FOR 1 3/8" WD POLE
5.5L
CASE:6

9324-30
1 3/8" RINGS-S/7
1.75"ID 2.75"OD
CASE:6

9306-30
4' REEDED 1 3/8"
CASE:6

9307-30
6' REEDED 1 3/8"
CASE:6

9309-30
8' REEDED 1 3/8"
CASE:6

9326-30
1 3/8" WOOD BRKT PAIR
3.75H .75W 5.25D 3.75RTN
CASE:6

HARDWARE FOR 2" & 2 1/4" POLES

9322-30
2" & 2 1/4" RINGS-S/4
2.75"ID 3.75"OD
CASE:6

9319-30
4' FLUTED 2"
CASE:2

9320-30
6' FLUTED 2"
CASE:2

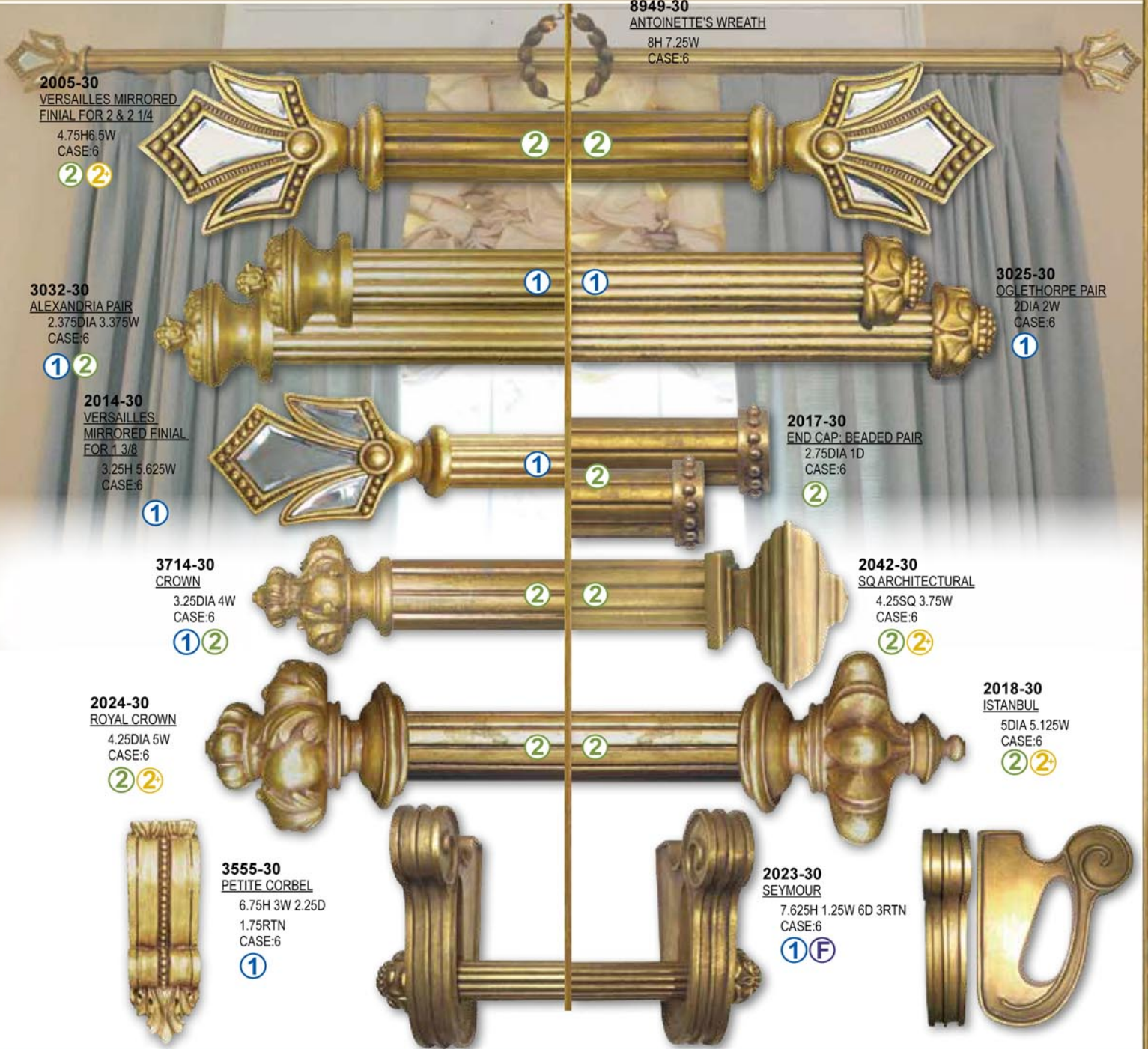
9321-30
8' FLUTED 2"
CASE:2

9323-30
2" WOOD BRKT PAIR
4.5H .75W 6D 3.75RTN
CASE:6 ②②

① 1 3/8" POLES ② 2" POLES ② 2 1/4" POLES ③ 3" POLES ④ FABRIC

FINIALS

8949-30
ANTOINETTE'S WREATH
 8H 7.25W
 CASE:6



2005-30
VERSAILLES MIRRORED
FINIAL FOR 2 & 2 1/4
 4.75H 6.5W
 CASE:6
 ② ②

3032-30
ALEXANDRIA PAIR
 2.375DIA 3.375W
 CASE:6
 ① ②

2014-30
VERSAILLES
MIRRORED FINIAL
FOR 1 3/8
 3.25H 5.625W
 CASE:6
 ①

3714-30
CROWN
 3.25DIA 4W
 CASE:6
 ① ②

2024-30
ROYAL CROWN
 4.25DIA 5W
 CASE:6
 ② ②

3555-30
PETITE CORBEL
 6.75H 3W 2.25D
 1.75RTN
 CASE:6
 ①

2017-30
END CAP: BEADED PAIR
 2.75DIA 1D
 CASE:6
 ②

2042-30
SQ ARCHITECTURAL
 4.25SQ 3.75W
 CASE:6
 ② ②

2018-30
ISTANBUL
 5DIA 5.125W
 CASE:6
 ② ②

2023-30
SEYMOUR
 7.625H 1.25W 6D 3RTN
 CASE:6
 ① F

MEDALLIONS

3038-30
VAN GOGH SUNFLOWER PAIR
 4.25H 5.75W 5D 4RTN
 CASE:6

3742-30
VAN GOGH
 3.25H 4.5W
 CASE:6

3051-30
STEWART
 3.5DIA .75D
 CASE:6

3044-30
ACANTHUS
 4.25DIA 4.5D
 3.75RTN
 CASE:6

*Poles Greater than 8ft Must Ship Via Common Carrier

TIEBACKS

2039-30
SQUARE TIEBACK
 6.25H 6.25W 3.75RTN
 CASE:6

3058-30
SM FLEUR DE LIS
 6.5H 5W 5.75D 3.5RTN
 CASE:6

3746-30
JEANNE MARIE
 8.5H 3.75W 5D 3.5RTN
 CASE:6

FINIALS

Mirror Cut and beveled by hand- reflects light from the tops of mirrors - Enchanting!

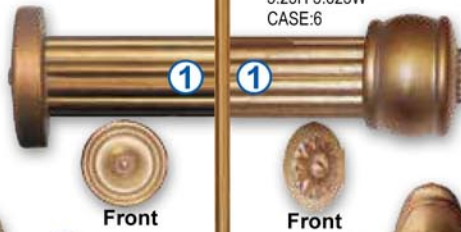


3575-12
LA FLEUR FOR POLE
12.75H 4W 4.75D
CASE:6
①



2014-12
VERSAILLES MIRRORED
FINIAL FOR 1 3/8
3.25H 5.625W
CASE:6

3999-12
FINIAL: MINI RIPPLE
2.5DIA
CASE:12
① ②



Front

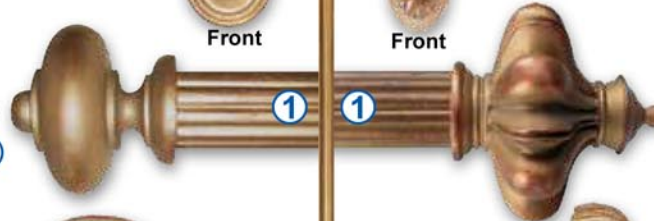
Front

2019-12
EMMA FOR 1 3/8
2DIA 1.625W
CASE:6
①

3555-12
PETITE CORBEL
6.75H 3W 2.25D
CASE:6
①




3678-12
ANASTASIA
2.75DIA 2.75W
CASE:6
①




2040-12
PETITE ISTANBUL
4DIA 3.5W
CASE:6
①

3628-12
AVALON
2.75DIA 4W
CASE:6
①



3531-12
FANCY
3.25DIA 4.5W
CASE:6
① ②



2023-12
SEYMOUR BRKT
7.625H 1.25W 6D 3RTN
CASE:6
① F
SHOWN WITH 8904-12
UNIQUE RINGS



3046-12
SUSSEX TIEBACK
4.25DIA 7.5L
CASE:6



3554-12
CADE
6.25H 6W 4.75D
CASE:6
① F

MEDALLIONS



3051-12
MED: STEWART
3.5DIA .75D
CASE:6



3729-12
MED: SQ. FLUTED
OVAL
2DIA 2.75D
CASE:6



3731-12
MED: OGLETHORPE
2DIA 1.5D
CASE:6



3733-12
MED: ACORN
2DIA 3.25D
CASE:6

3047-12
SUNFLOWER
4.25DIA .75D
CASE:6

Choose any finial or medallion to screw into the adapter below for a customized tieback.

9300-12
FINIAL ADAPTER 5.5"
5.5 RTN
CASE:12



9302-12
FINIAL ADAPTER
3.875 RTN
CASE:12



3044-12
TBK: ACANTHUS
4.25DIA 3.75RTN
CASE:6



3746-12
JEANNE MARIE
8.5H 3.75W 5D 3.5RTN
CASE:6



2039-12
SQUARE TIEBACK
6.25H 6.25W 3.75RTN
CASE:6



3747-12
NATALIE
5H 4.75W
5D 3.6RTN
CASE:6



3909-12
RIPPLE
3.75DIA
4.75D 4RTN
CASE:6



3058-12
SM FLEUR DE LIS
6.5H 5W 5.75D 3.5RTN
CASE:6



3049-12
TIEBACK: FANCY
3.25H 7.25D 4.5RTN
CASE:6

① 1 3/8" POLES ② 2" POLES ③ 2 1/4" POLES ④ 3" POLES F FABRIC

FINIALS

3032-12
ALEXANDRA PAIR
2.375DIA 3.375W
CASE:6

① ②

3714-12
CROWN
3.25DIA 4W
CASE:6

① ②

2042-12
SQ ARCHITECTURAL
4.25SQ 3.75W
CASE:6

② ②

2037-12
ROYAL SOPHIA
4.5DIA 6W
CASE:6

② ②

2018-12
ISTANBUL
5DIA 5.125W
CASE:6

② ②

3537-12
SUSSEX
4DIA 5.5W
CASE:6

② ②

2034-12
ROYAL MEETING
STREET
4DIA 6W
CASE:6

② ②

2031-12
ROYAL FANCY
4.125DIA 5W
CASE:6

② ②

2050-12
ISTANBUL III
5.5DIA 6.375W
CASE:6

② ③

3744-12
CROWN FOR 3"
4.375DIA 4.625W
CASE:6

② ③

2933-12
ANDREWS FOR 1 3/8"
2.75DIA 5W
CASE:6

① ②

3863-12
SOPHIA FOR 2"
3.25DIA 4.5W
CASE:6

② ②

2005-12
VERSAILLES
MIRRORED FINIAL
FOR 2 & 2 1/4

4.75H6.5W
CASE:6

② ②

2049-12
ANDREWS FOR 2"
3.25DIA 6W
CASE:6

② ②

2035-12
ROYAL ANASTASIA
4.25DIA 4W
CASE:6

② ②

2017-12
ENDCAP: BEADED PAIR
2.75DIA 1D
CASE:6

② ②

3442-12
OLGA
3.125DIA 3W
CASE:6

② ②

2024-12
ROYAL CROWN
4.25DIA 5W
CASE:6

② ②

2041-12
ROYAL NATALIE
3DIA 6W
CASE:6

② ②

2032-12
CANDLER
4.5DIA 3.5W
CASE:6

② ③

3745-12
FANCY FOR 3"
4.125DIA 4.75W
CASE:6

② ③

*Poles Greater than 8ft
Must Ship Via Common Carrier

HARDWARE FOR 1 3/8" POLES

8904-12
UNIQUE RINGS FOR 1 3/8"-Set/7
1.75ID
CASE:6

9301-12
WOOD SHOWER
POLE HLDR PAIR
FOR 1 3/8"
CASE:6

9324-12
1 3/8" RINGS-S/7
1.75"ID 2.75"OD
CASE:6

9306-12
4' REEDED 1 3/8"
CASE:6

9307-12
6' REEDED 1 3/8"
CASE:6

9309-12
8' REEDED 1 3/8"
CASE:6

9326-12
1 3/8" WOOD BRKT PAIR
3.75H .75W 5.25D 3.75RTN
CASE:6

9328-12
1 3/8" BRKT w/ 5/2"
RTN PAIR
5.25H .75W 7.25D
3.75RTN CASE:6

9315-12
CORNER ADAPTER
FOR 1 3/8"
5.5L
CASE:6

8971-12
METAL RINGS-FIXED
EYELET/NO CLIP FOR
1 3/8" S/12
1.5 ID, 5MM
CASE:6

9347-12
1 3/8" CEILING BRKT PAIR
3H 6W .875D 1.5RTN
CASE:6

9336-12
1 3/8" DBL WOOD BRKT PAIR
3.75H .75W 7D 2.5 & 5.5RTN
CASE:6

HARDWARE FOR 2" & 2 1/4" POLES

9343-12
ACANTHUS
RINGS 2" &
2 1/4"-S/4
2.75"ID 4"OD
CASE:6

9344-12
CORSIKA RINGS 2"
& 2 1/4"-S/4
2.75"ID 4"OD
CASE:6

9319-12
4' FLUTED 2"
CASE:2

9320-12
6' FLUTED 2"
CASE:2

9321-12
8' FLUTED 2"
CASE:2

9323-12
2" & 2 1/4" WOOD BRKT
PAIR
4.5H .75W 6D 3.75RTN
CASE:6

② ②

9322-GR-12
2" GROOVED RINGS-S/4
2.5"ID 3.8"OD
CASE:6



9333-12
4' REEDED 2 1/4"
CASE:2

9334-12
6' REEDED 2 1/4"
CASE:2

9335-12
8' REEDED 2 1/4"
CASE:2

9329-12
DOUBLE BRKT FOR
2" PAIR
5H 1W 8.75D
2.75 & 6.75RTN
CASE:6

②

9327-12
2" & 2 1/4" BRKT w/ 5/2" RTN
PAIR
5.25H .875W 8D 5.5RTN
CASE:6

② ②

9322-12
2" & 2 1/4" RINGS-S/4
2.75"ID 3.75"OD
CASE:6

8970-12
METAL RINGS-FIXED
EYELET/NO CLIP
FOR 2" & 2 1/4" S/7
2.25 ID, 5MM
CASE:6



9381-12
4' SMOOTH 2 1/4"
CASE:2

9382-12
6' SMOOTH 2 1/4"
CASE:2

9383-12
8' SMOOTH 2 1/4"
CASE:2

9386-12*
16' SMOOTH 2 1/4"
CASE:2



9340-12
CORNER ADAPTER
FOR 2 1/4" WD POLE
6.125L
CASE:6

9311-12
WOOD SHOWER
POLE HLDR PAIR
CASE:6

②

9317-12
CORNER ADAPTER
FOR 2" FLUTED WD
POLE
6.25L
CASE:6

②

9346-12
CEILING BRKT PAIR 2"-2 1/4"
4.125H 8.375W 1D
2.25RTN
CASE:6

② ②

HARDWARE FOR 3" POLES

9353-12
3" RINGS-S/4
ID 3.25
CASE:6



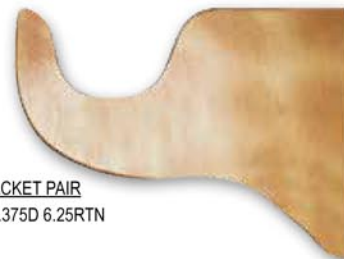
9350-12
4' REEDED 3"
CASE:1

9351-12
6' REEDED 3"
CASE:1

9352-12
8' REEDED 3"
CASE:1

9356-12*
12' REEDED 3"
CASE:1

9354-12
3" WOOD BRACKET PAIR
8.25H 1W 8.375D 6.25RTN
CASE:6



① 1 3/8" POLES

② 2" POLES

② 2 1/4" POLES

③ 3" POLES

Ⓕ FABRIC

HISTORICAL GOLD - 12

FINIALS

2014-22
VERSAILLES
MIRRORED FINIAL
FOR 1 3/8"

3.25H 5.625W
CASE:6

①

2015-22
FREDERIKA-CORAL

2.75DIA 2.25W
CASE:6

①

2040-22
PETITE ISTANBUL

4DIA 3.5W
CASE:6

①

2933-22
ANDREWS FOR 1 3/8"

2.75DIA 5W
CASE:6

①②

3678-22
ANASTASIA

2.75DIA 2.75W
CASE:6

①

3862-22
SOPHIA FOR 1 3/8"

2.75DIA 4W
CASE:6

①

①

①

①

①

①

①

①

①

①

①

①

①

①

①

3032-22
ALEXANDRA PAIR

2.375DIA 3.375W
CASE:6

①②

2019-22
EMMA FOR 1 3/8"

2DIA 1.625W
CASE:6

①

3031-22
SQ FLUTED OVAL
PAIR

2DIA 2.75W
CASE:6

①

3999-22
FINIAL: MINI RIPPLE

2.5DIA
CASE:12

①②

3555-22
PETITE CORBEL

6.75H 3W 2.25D
CASE:6

①

3552-22
ITALIAN BRACKET

6.75H 3W 2.25D
CASE:6

①②

3851-22
RIBBON PAIR R & L

11.25H 10W 2.25D
CASE:6

①②

3748-22
NATALIE

2.375DIA 4.25W
CASE:6

①②

HARDWARE FOR 1 3/8" POLES

8971-22
METAL RINGS-FIXED
EYELET/NO CLIP FOR 1
3/8" S/12

1.5 ID, 5MM
CASE:6

8918-22
METAL RINGS FOR 1 3/8"
W/CLIPS S/12

1.5 ID, 5MM
CASE:6

9324-22
1 3/8" RINGS-S/7

1.75"ID 2.75"OD
CASE:6

9306-22 4' REEDED 1 3/8" 6' REEDED 1 3/8" 8' REEDED 1 3/8"
CASE:6 CASE:6 CASE:6

9328-22
1 3/8" BRKT w/ 5 1/2"
RTN PAIR

5.25H .75W 7.25D
3.75RTN
CASE:6

9336-22
1 3/8" DBL WOOD BRKT PAIR

3.75H .75W 7D 2.5 & 5.5RTN
CASE:6

9315-22
CORNER ADAPTER
FOR 1 3/8" WD POLE

5.5L
CASE:6

9347-22
1 3/8" CEILING BRKT PAIR

3H 6W .875D 1.5RTN
CASE:6

①

8904-22
UNIQUE RINGS FOR 1
3/8"-Set/7

1.75ID
CASE:6

9301-22
WOOD SHOWER POLE
HLDR PAIR FOR 1 3/8"

CASE:6

*Poles Greater than 8ft Must Ship Via Common Carrier

TIEBACKS

3046-22
SUSSEX
4.25DIA 7.5L 4.25RTN
CASE 6

3037-22
SCROLL PAIR
4.25H 9W 7D 4RTN
CASE 4

3049-22
FANCY
3.25H 7.25D 4.5RTN
CASE 6

3746-22
JEANNE MARIE
8.5H 3.75W 5D
3.5RTN
CASE 6

3058-22
SM FLEUR DE LIS
6.5H 5W 5.75D 3.5RTN
CASE 6

3044-22
ACANTHUS
4.25DIA 3.75RTN
CASE 6

3038-22
VIN GOUGH PAIR
4.25H 5.75W 5D 4RTN
CASE 6

2039-22
SQUARE TIEBACK
6.25H 6.25W 3.75RTN
CASE 6

3909-22
TIEBACK RIPPLE
3.75DIA 4.75D 4RTN
CASE 6

3747-22
NATALIE
5H 4.75W 5D 3.6RTN
CASE 6

9300-22
FINIAL ADAPTER 5.5"
5.5 RTN
CASE 12

9302-22
FINIAL ADAPTER
3.875 RTN
CASE 12

2012-22
MIRROR OVAL
5H 3.25W 4.5D 4RTN
CASEPACK 6

Choose any finial or medallion to screw into the adapter for a customized tieback.

HARDWARE FOR 2" & 2 1/4" POLES

9343-22
ACANTHUS RINGS 2" & 2 1/4" SH
2.75" ID 4" OD
CASE 6

9344-22
CORSIKA RINGS 2" & 2 1/4" SH
2.75" ID 4" OD
CASE 6

9322-22
2" & 2 1/4" RINGS SH
2.75" ID 3.75" OD
CASE 6

9317-22
CORNER ADAPTER FOR 2" FLUTED W/ POLE
5.5L
CASE 6

8970-22
METAL RINGS FIXED EYELET AND CLIP FOR 2" & 2 1/4" S/7
2.25 ID, 5MM
CASE 6

9311-22
WOOD SHOWER POLE HLDG PAIR
CASE 6

9319-22
4" FLUTED 2"
CASE 2

9320-22
6" FLUTED 2"
CASE 2

9321-22
8" FLUTED 2"
CASE 2

9323-22
2" & 2 1/4" WOOD BRKT PAIR
4.5H .75W 6D 3.75RTN
CASE 6

9333-22
4" REEDED 2 1/4"
CASE 2

9334-22
6" REEDED 2 1/4"
CASE 2

9335-22
8" REEDED 2 1/4"
CASE 2

9337-22*
12" REEDED 2 1/4"
CASE 2

9338-22*
12" REEDED 2 1/4"
CASE 2

9339-22*
16" REEDED 2 1/4"
CASE 1

9327-22
2" & 2 1/4" BRKT W/ 5/8" RTN PAIR
5.25H .875W 6D 5.5RTN
CASE 6

9381-22
4" SMOOTH 2 1/4"
CASE 2

9382-22
6" SMOOTH 2 1/4"
CASE 2

9383-22
8" SMOOTH 2 1/4"
CASE 2

9386-22*
16" SMOOTH 2 1/4"
CASE 1

9346-22
2"-2 1/4" CEILING BRKT PAIR
4.125H 8.375W 1D
2.25RTN
CASE 6

9329-22
DOUBLE BRKT FOR 2" PAIR
5H 1W 8.75D 2.75 & 6.75RTN
CASE 6

HARDWARE FOR 3" POLES

9340-22
CORNER ADAPTER FOR 2 1/4" W/ POLE
6.125L
CASE 6

9353-22
2" RINGS SH
O 3.25
CASE 6

9350-22
4" REEDED 3"
CASE 1

9351-22
6" REEDED 3"
CASE 1

9352-22
8" REEDED 3"
CASE 1


9356-22*
12" REEDED 3"
CASE 1

9354-22
3" WOOD BRACKET PAIR
8.25H 1W 8.375D 6.25RTN
CASE 6

① 1 3/8" POLES ② 2" POLES ② 2 1/4" POLES ③ 3" POLES F FABRIC

FINIALS

3628-22
AVALON
2.75DIA 4W
CASE:6
①



3588-22
KIEV
3.25DIA 3.75W
CASE:6
① ②



3863-22
SOPHIA FOR 2"
3.25DIA 4.5W
CASE:6
② ②



3707-22
FOLDED LEAF
2.25DIA 8.5W
CASE:6
① ②



3531-22
FANCY
3.25DIA 4.5W
CASE:6
① ②



3442-22
OLGA
3.125DIA 3W
CASE:6
① ②



3714-22
CROWN
3DIA 4.75W
CASE:6
① ②



2017-22
ENDCAP: BEADED PAIR
2.75DIA 1D
CASE:6
② ②



3583-22
REEDED
3DIA 3.75W
CASE:6
① ②



3702-22
EMPEROR
3DIA 4W
CASE:6
②



3639-22
DEVONSHIRE
4DIA 4W
CASE:6
① ②



3537-22
SUSSEX
4DIA 5.5W
CASE:6
② ②



2036-22
LG JOSEPHINE WREATH
4.5H 5W 2.5D
CASE:6
② ②



2049-22
ANDREWS FOR 2"-2 1/4"
3.25DIA 6W
CASE:6
② ②



2024-22
ROYAL CROWN
4.25DIA 5W
CASE:6
② ②



2041-22
ROYAL NATALIE
3DIA 6W
CASE:6
② ②



2035-22
ROYAL ANASTASIA
4.25DIA 4W
CASE:6
② ②



2034-22
ROYAL MEETING STREET
4DIA 6W
CASE:6
② ②



2037-22
ROYAL SOPHIA
4.5DIA 6W
CASE:6
② ②



2042-22
SQ ARCHITECTURAL
4.25SQ 3.75W
CASE:6
② ②



Beveled Cut
Mirror reflects
light from ceiling

2005-22
VERSAILLES MIRROR
FINIAL FOR 2 & 2 1/4
4.75H 6.5W
CASE:6
② ②



2018-22
ISTANBUL
5DIA 5.125W
CASE:6
② ②



*Poles Greater than 8ft Must Ship Via Common Carrier

FINIALS

2031-22
ROYAL FANCY
4.125DIA 5W
CASE:6
②②



2050-22
ISTANBUL III
5.5DIA 6.275W
CASE:6
②③



3745-22
FANCY FOR 3"
4.125DIA 4.75W
CASE:6
②③



2032-22
CANDLER
4.5DIA 3.5W
CASE:6
②③



3744-22
CROWN FOR 3"
4.375DIA 4.625W
CASE:6
②③



MEDALLIONS



3733-22
ACORN
2DIA 3.25D
CASE:6



8938-22
TIERED DOME
3.125DIA 2.5RTN
CASE:6



3731-22
OGLETHORPE
2DIA 1.5D
CASE:6



3051-22
STEWART
3.5DIA .75D
CASE:6



3047-22
SUNFLOWER
4.25DIA .75D
CASE:6



3729-22
SQ. FLUTED
OVAL
2DIA 2.75D
CASE:6

BRACKETS



2023-22
SEYMOUR
7.625H 1.25W 6D 3RTN
CASE:6
①F



3554-22
CADE BRACKET
6.25H 6W 4.75D
CASE:6
①F



3575-22
LA FLEUR FOR
POLE
12.75H 4W
4.75D 2RTN
CASE:6
①②F



3563-22
SLOAN BRACKET
11.5H 5W 3D
CASE:6
②



3055-22
OPEN LEAF TIEBACK PAIR
8H 5.25W 5.75D
CASE:6
F



3400-22
ROSEBUD
8.5H 6W 4.5D 1.5RTN
CASE:6
①F

① 1 3/8" POLES ② 2" POLES ② 2 1/4" POLES ③ 3" POLES F FABRIC

FINIALS

9300-35
FINIAL ADAPTER 5.5"
5.5 RTN
CASE:12

2027-35
OLGA
3.125DIA 3W
CASE:6
① ②

2028-35
MARTINIQUE
3.5DIA 3.5W
CASE:6
① ②

2029-35
LE CHATEAU
2.25DIA 4.5W
CASE:6
① ②
Choose any finial to screw into the adapter below for a customized tieback.

2026-35
END CAP FOR 2" PAIR
3.25DIA 1W
CASE:6
① ②

9302-35
FINIAL ADAPTER
3.875 RTN
CASE:12

HARDWARE FOR 2" POLES

9368-35
2" RINGS-S/4
2.75"ID 3.75"OD
CASE:6

9366-35
6' BAMBOO 2"
CASE:2

9367-35
8' BAMBOO 2"
CASE:2

9323-35
2" & 2 1/4" WOOD BRKT
PAIR
4.5H .75W 6D 3.75RTN
CASE:6

WEIGHT LIMITS FOR BAMBOO POLES
2" dia.
4' -33lbs
6' -66lbs -use 3 brkts
8' -66lbs -use 3 brkts

Our bamboo poles are made from resin and may have a metal core for stability. For this reason, we do not recommend cutting our bamboo poles. If your installer does decide to cut the pole, please note that the cut end will be hollow and the finial will have to be glued on to complete the installation.

FINIALS

3628-05
AVALON
2.75DIA 4W
CASE:6
① ②

2042-05
SQ. ARCHITECTURAL
4.25SQ 3.75W
CASE:6
② ②

3583-05
REEDED
3DIA 3.75W
CASE:6
① ②

TIEBACK

3909-05
TIEBACK- RIPPLE
3.625DIA 4.75D 4RTN
CASE:6

2039-05
SQUARE TIEBACK
6.25H 6.25W 3.75RTN
CASE:6

HARDWARE FOR 2" POLES

9324-05
1 3/8" RINGS - S/7
1.75"ID 2.75"OD
CASE:6

9322-05
2" RINGS-S/4
2.75"ID 3.75"OD
CASE:6

9319-05
4' FLUTED 2"
CASE:2

9320-05
6' FLUTED 2"
CASE:2

9321-05
8' FLUTED 2"
CASE:2

9323-05
2" WOOD BRKT PAIR
4.5H .75W 6D 3.75RTN
CASE:6

*Poles Greater than 8ft Must Ship Via Common Carrier

TRAVERSE SYSTEMS

HOUSE PARTS TRAVERSE SYSTEM SPECIFICATIONS

Traverse systems are assembled to the specifications below and include all necessary components for immediate installation.
Lead time is approximately 3 weeks

SUPERIOR QUALITY

Item #9803 Reeded Pole

Item #9809 Smooth Pole

2 1/4" Diameter wood pole - 3/4 pole
Choose Cord or Baton Draw

Item #9804 Reeded Pole

Item #9810 Smooth Pole

2 1/4" Diameter wood pole - 1/2 pole
Choose Cord or Baton Draw

Specifications:

Fabric weight per foot	5 lbs.
Standard Bracket Return	3.5" to 4.5"
Double Bracket Return	5.5" - 6.5"
Baton Length	30"

Superior Track Additional Accessories:

- #9829 - Bracket for Double Track, Superior hardware
- #9830 - Additional brackets 3.5" to 4.5"
- #9831 - Extended Return Brackets 5.5" to 6.5"
- #9832 - Extended Length Baton - 48"
- #9833 - Extended Length Baton - 60"
- #9834 - Additional Carriers
- #9835 - Bracket for Ceiling Mount, Superior Track
- #9802 - Mitered Return (both ends)*

STANDARD QUALITY

Item #9800 Reeded Pole

Item #9811 Smooth Pole

2 1/4" Diameter wood pole - 3/4 pole
Choose Cord or Baton Draw

Item #9806 Reeded Pole

Item #9812 Smooth Pole

2 1/4" Diameter wood pole - 1/2 pole
Choose Cord or Baton Draw

Specifications:

Fabric weight per foot	2 lbs.
Standard Bracket Return	3.5" to 4.5"
Double Bracket Return	5.5" - 6.5"
Baton Length	30"

Standard Track Additional Accessories:

- #9839 - Bracket for Double Track, Standard hardware
- #9840 - Additional brackets 3.5" to 4.5"
- #9841 - Extended Return Brackets 5.5" to 6.5"
- #9842 - Extended Length Baton - 48"
- #9843 - Extended Length Baton - 60"
- #9844 - Additional Carriers
- #9802 - Mitered Return (both ends)*

Finishes:	Reeded	Smooth	Max Length
12 - Historical Gold	X	X	16 FT
22 - Antique Bronze	X	X	16 FT
31 - Black Silk	X	X	16 FT
79 - English Walnut	X	X	16 FT
80 - Sun Bleached Linen	X		16 FT
81 - Cristal	X	X	16 FT

Fascia Styles:
Smooth
Reeded
3/4 Routed
Half Round

Features Available:

- Superior or Standard Hardware Selection
- Custom Track Length
- Single or Double Track
- Right, Left or Center Draw
- Cord or Baton Draw
- Mitered Returns or Drilled for Finials

Premium color track available for Superior track systems - Black, Dark Bronze or Gold
Ceiling mount brackets available for Superior track systems

Traverse Poles over 8FT must ship via Common Carrier

* Maximum length for standard return with mitered ends is 180 inches

** Maximum length for extended return with mitered ends is 175 inches

Our traverse systems are custom made.

We cannot allow orders to be changed once they are accepted by House Parts, Inc.

TRAVERSE SYSTEMS

HOUSE PARTS SUPERIOR QUALITY

AVAILABLE IN 3/4 POLE (SHOWN)

OR 1/2 POLE FASCIA

SINGLE TRACK



DOUBLE TRACK



CEILING MOUNT*



Track color is white, unless premium color is specified.
Black, Dark Bronze or Gold track available for additional charge.

SUPERIOR
Metal hardware with ball-bearing carriers. Works for most installations. Five pound per foot weight limit.



REEDED POLE WITH FINIAL

REEDED POLE WITH FINIAL



HOUSE PARTS STANDARD QUALITY

AVAILABLE IN 3/4 POLE (SHOWN)

OR 1/2 POLE FASCIA

SMOOTH POLE MITERED CORNER




Standard Track is available in white only.



Premium color track not available for standard track. Double Track also available. Ceiling Mount NOT available.

STANDARD

Metal hardware with plastic carriers to be used only with lightweight panels and widths no more than 12 feet on two-way draws and 8 feet on one-way draws. Works for most installations. Two pound per foot weight limit.



REEDED POLE WITH FINIAL

CARRIER and BRACKET Chart is provided on price sheet.

*Ceiling Mount only available with Superior track systems.

TIEBACKS

3909-31
TIEBACK: RIPPLE
3.75DIA 4.75D 4RTN
CASE:6



8936-40
WOOD W/BEADING
3DIA 2.5RTN
CASE:6

Choose any finial or medallion to screw into the adapter below for a customized tieback.

3044-31
ACANTHUS
4.25DIA 4.5D 3.75RTN
CASE:6



9300-31
FINIAL ADAPTER 5.5"
5.5 RTN
CASE:12



9302-31
FINIAL ADAPTER
3.875 RTN
CASE:12



2023-31
SEYMOUR
7.625H 1.25W 6D 3RTN
CASE:6



① F

3729-31
SQ. FLUTED OVAL
2DIA 2.75D
CASE:6



3051-31
STEWART
3.5DIA .75D
CASE:6



HARDWARE FOR 1 3/8" POLES

8971-40
METAL RINGS-FIXED EYELET/NO CLIP FOR 1 3/8" S/12
1.5 ID, 5MM
CASE:6



8918-40
METAL RINGS FOR 1 3/8" W/CLIPS S/12
1.5 ID, 5MM
CASE:6

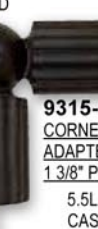


9324-31
1 3/8" RINGS-Set/7
1.75"ID 2.75"OD
CASE:6

9306-31
4' REEDED 1 3/8"
CASE:6

9307-31
6' REEDED 1 3/8"
CASE:6

9309-31
8' REEDED 1 3/8"
CASE:6



9315-31
CORNER ADAPTER FOR 1 3/8" POLE
5.5L
CASE:6

9301-31
WOOD SHOWER POLE HLDR PAIR FOR 1 3/8"
CASE:6

9328-31
1 3/8" BRKT w/ 5/8" RTN PAIR
5.25H .75W 7.25D 3.75RTN
CASE:6



8904-40
UNIQUE RINGS FOR 1 3/8"-Set/7
1.75ID
CASE:6

9336-31
1 3/8" DBL WOOD BRKT PAIR
3.75H .75W 7D 2.5 & 5.5RTN
CASE:6

9347-31
1 3/8" CEILING BRKT PAIR
3H 6W .875D 1.5RTN
CASE:6

HARDWARE FOR 2" & 2 1/4" POLES

8970-40
METAL RINGS-FIXED EYELET/NO CLIP FOR 2" & 2 1/4" S/7
2.25 ID, 5MM
CASE:6



8935-40
METAL RINGS FOR 2" & 2 1/4" W/CLIPS S/7
2.25 ID, 5MM
CASE:6



9322-31
2" & 2 1/4" RINGS-Set/4
2.75"ID 3.75"OD
CASE:6

9319-31
4' REEDED 2"
CASE:2

9320-31
6' REEDED 2"
CASE:2

9321-31
8' REEDED 2"
CASE:2



9340-31
CORNER ADAPTER FOR 2" WD POLE
6.125L
CASE:6



9333-31
4' REEDED 2 1/4"
CASE:2

9334-31
6' REEDED 2 1/4"
CASE:2

9335-31
8' REEDED 2 1/4"
CASE:2

9337-31*
10' REEDED 2 1/4"
CASE:2

9338-31*
12' REEDED 2 1/4"
CASE:2

9339-31*
16' REEDED 2 1/4"
CASE:1



9317-31
CORNER ADAPTER FOR 2 1/4" FLUTED WD POLE
6.25L
CASE:6



9311-31
WOOD SHOWER POLE HLDR PAIR
CASE:6

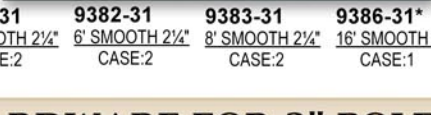


9381-31
4' SMOOTH 2 1/4"
CASE:2

9382-31
6' SMOOTH 2 1/4"
CASE:2

9383-31
8' SMOOTH 2 1/4"
CASE:2

9386-31*
16' SMOOTH 2 1/4"
CASE:1



9327-31
2" & 2 1/4" BRKT w/ 5/8" RTN PAIR
5.25H .875W 8D 5.5RTN
CASE:6



9323-31
2" & 2 1/4" WOOD BRKT PAIR
4.5H .75W 6D 3.75RTN
CASE:6

9346-31
2" & 2 1/4" CEILING BRKT PAIR
4.125H 8.375W 1D
2.25RTN
CASE:6

9329-31
DOUBLE BRKT FOR 2" PAIR
5H 1W 8.75D
2.75 & 6.75RTN
CASE:6



HARDWARE FOR 3" POLES



9353-31
3" RINGS-SET/4
ID 3.25
CASE:6

9350-31
4' REEDED 3"
CASE:1

9351-31
6' REEDED 3"
CASE:1

9352-31
8' REEDED 3"
CASE:1




9354-31
3" WOOD BRACKET PAIR
8.25H 1W 8.375D 6.25RTN
CASE:6



① 1 3/8" POLES ② 2" POLES ② 2 1/4" POLES ③ 3" POLES F FABRIC

FINIALS



2014-31
VERSAILLES MIRRORED
FINIAL FOR 1 3/8
3.25H 5.625W
CASE:6
1

3678-31
ANASTASIA
2.75DIA 2.75W
CASE:6
1

3583-31
REEDED
3DIA 3.75W
CASE:6
1 2

BRASS CAPS FOR 2" POLES

Handsome brass end-caps are perfect for an office, library or den. A thoroughly masculine look

3686-00
GADROON PAIR
2.25DIA 2.75W
CASE:12
2

3685-00
CHAS II PAIR
2.25H 3.75W
CASE:12
2

3690-00
VANDERBILT PAIR
2.25DIA 2.75W
CASE:12
2

3442-31
OLGA
3.25DIA 3W
CASE:6
2 2

2035-31
ROYAL ANASTASIA
4.25DIA 4W
CASE:6
2 2

3744-31
CROWN FOR 3"
4.375DIA 4.625W
CASE:6
2 3

2005-31
VERSAILLES MIRRORED
FINIAL FOR 2 & 2 1/4
4.75H 6.5W
CASE:6
2 2

Mirror Cut and beveled by hand- reflects light from the tops of mirrors- Enchanting!

2040-31
PETITE ISTANBUL
4DIA 3.5W
CASE:6
1



3628-31
AVALON
2.75DIA 4W
CASE:6
1 2

3552-31
ITALIAN
6.25H 6W 4.75D
CASE:6
1 F

2042-31
SQ ARCHITECTURAL
4.25SQ 3.75W
CASE:6
2 2

2017-31
ENDCAP: BEADED PAIR
2.75DIA 4W
CASE:6
2 2

2018-31
ISTANBUL
5DIA 5.125W
CASE:6
2 2

2050-31
ISTANBUL III
5.5DIA 6.375W
CASE:6
2 3

*Poles Greater than 8ft Must Ship Via Common Carrier

METAL PRE-PACKS

Our high-end metal pre-pack line is made with die-cast metal and real glass finials. Finials attach with European style metal joints. Platinum and Egyptian Gold finishes are electroplated.

Brackets adjust from 3.5" to 5.25"

Span up to 144" using a 51"-96" set and adding the extension rod.

Rings have both clips and jump rings



EXTENSION RODS

CORNER ADAPTERS



8771-40 BLACK
EXTENSION ROD TO 144"
CASE:4



8771-75 PLATINUM
EXTENSION ROD TO 144"
CASE:4



8771-76 EGY GOLD
EXTENSION ROD TO 144"
CASE:4



For use with 1 1/4" metal rod

8773-40 BLACK
CORNER ADAPTER PAIR
CASE:6

8773-75 PLATINUM
CORNER ADAPTER PAIR
CASE:6

8773-74 CABERNET
CORNER ADAPTER PAIR
CASE:6

8773-76 EGY GOLD
CORNER ADAPTER PAIR
CASE:6

RINGS

WANDS



Rings have both clips & rings for drapery pins.

8772-40 BLACK
RINGS w/ CLIP SET OF 7
CASE:6

8772-75 PLATINUM
RINGS w/ CLIP SET OF 7
CASE:6

8772-74 CABERNET
RINGS w/ CLIP SET OF 7
CASE:6

8772-76 EGY GOLD
RINGS w/ CLIP SET OF 7
CASE:6

8779-40 BLACK
WAND
36 L
CASE:4

8779-75 PLATINUM
WAND
36 L
CASE:4

8779-76 EGY GOLD
WAND
36 L
CASE:4

HOLDBACKS



8777-40-40
SQ ARCHITECTURAL PAIR
2.5SQ 5.75D 3.75RTN
CASE:6 PR



8777-75-75
SQ ARCHITECTURAL PAIR
2.5SQ 5.75D 3.75RTN
CASE:6 PR



SIDE VIEW



8778-75-75
END CAP PAIR
2DIA 4D 3.75RTN
CASE:6



8778-40-76
END CAP PAIR
2DIA 4D 3.75RTN
CASE:6



SIDE VIEW

METAL PRE-PACKS

EGYPTIAN GOLD -76

PLATINUM -75

BLACK -40

END CAP

8785-75-75
END CAP 12-21"
CASE:2

8786-75-75
END CAP 28-48"
CASE:2

8787-75-75
END CAP 51-96"
CASE:2

FINIAL 2DIA .5W

FINIAL 2.25DIA 3.75W

CONCENTRIC CIRCLES

8792-75-75
CIRCLES 28-48"
CASE:2

8793-75-75
CIRCLES 51-96"
CASE:2

8786-75-76
END CAP 28-48"
CASE:2

8787-75-76
END CAP 51-96"
CASE:2

FINIAL 2DIA .5W

FINIAL 2DIA .5W

8786-40-76
END CAP 28-48"
CASE:2

8787-40-76
END CAP 51-96"
CASE:2

SQ ARCHITECTURAL

8757-40-40
SQ ARCHITECTURA 28-48"
CASE:2

8758-40-40
SQ ARCHITECTURA 51-96"
CASE:2

FINIAL 2.6H 2.5W 2.6D

FINIAL 2.5DIA 3W

TORTOISE

8705-40-40
TORTOISE 12-21"
CASE:2

8754-40-40
TORTOISE 28-48"
CASE:2

8755-40-40
TORTOISE 51-96"
CASE:2

8703-75-75
SQ ARCHITECTURAL
12-21"
CASE:8

8757-75-75
SQ ARCHITECTURAL
28-48"
CASE:2

8758-75-75
SQ ARCHITECTURAL
51-96"
CASE:2

FINIAL 2.6H 2.5W 2.6D

FINIAL 2.75DIA 2.5W

CLEAR GLASS

8760-75-75
CLR GLASS 28-48"
CASE:2

8761-75-75
CLR GLASS 51-96"
CASE:2

8703-40-76
SQ ARCHITECTURAL
12-21"
CASE:2

8757-40-76
SQ ARCHITECTURAL
28-48"
CASE:2

8758-40-76
SQ ARCHITECTURAL
51-96"
CASE:2

FINIAL 2.6H 2.5W 2.6D

FINIAL 2.75DIA 2.5W

8760-40-76
CLR GLASS 28-48"
CASE:2

8761-40-76
CLR GLASS 51-96"
CASE:2

FREDERIKA SAND

8769-76-76
FRED SND 28-48"
CASE:2

8770-76-76
FRED SND 51-96"
CASE:2

FINIAL 2.75DIA 2.25W

FINIAL 2.5DIA 2.75W

KATHERINE

8702-40-76
KATHERINE 12-21"
CASE:8

8751-40-76
KATHERINE 28-48"
CASE:2

8752-40-76
KATHERINE 51-96"
CASE:2

28-48 SET INCLUDES:1 1/4" TELESCOPING ROD, 2 FINIALS & 2 BRACKETS
51-96 SET INCLUDES:1 1/4" TELESCOPING ROD, 2 FINIALS & 3 BRACKETS

ADJUSTABLE ROD SETS FOR CHILDREN

SET INCLUDES: 28-48" ADJUSTABLE 3/4" DIA ROD, 2 FINIALS, 2 BRACKETS



8433-85
28"-48" ADJUSTABLE ROD SET-
YELLOW MELON
CASE: 8



8433-00
28"-48" ADJUSTABLE ROD
SET-
CLEAR
CASE: 8



8433-83
28"-48" ADJUSTABLE ROD
SET-
PINK MELON
CASE: 8



8433-84
28"-48" ADJUSTABLE ROD
SET-
BLUE MELON
CASE: 8



8427-87
BRUSHED NICKEL RINGS S/14
1" D 1.25" OD
CASE: 8

BRACKET
PROJECTION: 4"
RETURN: 3.75"



DOUBLE ROD SETS

SET INCLUDES: 54" NON-ADJUSTABLE 3/4" DIA ROD, 54" NON-ADJUSTABLE 3/8" DIA ROD, 2 BALL FINIALS, 2 BRACKETS, 2 RUBBER END CAPS



8436-75
54" PLATINUM DOUBLE ROD SET
PROJECTION: 7 1/8"
RETURN: FRONT 6 3/4", BACK: 3 5/8"
CASE: 8



8436-49
54" BRONZE DOUBLE ROD SET
PROJECTION: 7 1/8"
RETURN: FRONT 6 3/4",
BACK: 3 5/8"
CASE: 8



CLOSE-UP



8427-49
BRONZE RINGS, S/14
1" D 1.25" OD
CASE: 8



8427-75
PLATINUM RINGS, S/14
1" D 1.25" OD
CASE: 8

ARTIFACTORY® - FINIALS FOR 1" METAL RODS

8921-22
FRENCH ARROW
2.75H 6W
CASE:12



8921-40
FRENCH ARROW
2.75H 6W
CASE:12

8921-30
FRENCH ARROW
2.75H 6W
CASE:12

8946-00
SHINY NICKEL
MEDALLION
4H 5.5W 1.75D
CASE:6



8953-22
FAN
3.5H 7W
CASE:6



8953-40
FAN
3.5H 7W
CASE:6

8953-30
FAN
3.5H 7W
CASE:6



8953-05
FAN
3.5H 7W
CASE:6

8934-22
SM FLEUR DE LIS
2.75H 4W
CASE:6



8934-40
SM FLEUR DE LIS
2.75H 4W
CASE:6



8920-22
NEW ORLEANS
4H 5.5W 1.75D
CASE:6



8920-40
NEW ORLEANS
4H 5.5W 1.75D
CASE:6

8936-40
WOOD W/BEADING MED.
3.75DIA 4.75RTN
CASE:6



8944-30
AMBER CRKL
GLASS
2.75DIA 4W
CASE:6



8944-40
AMBER CRKL
GLASS
2.75DIA 4W
CASE:6

8938-22
TIERED DOME MED.
3.125DIA 2.5RTN
CASE:6

8942-22
SIMPLICITY
1.875DIA 3W
CASE:6



8942-40
SIMPLICITY
1.875DIA 3W
CASE:6

METAL TIEBACK

Choose any finial from the Artifactory line to customize your own tiebacks or swag holders.



8919-40
TIEBACK
4.25H 1W 4D 3RTN
CASE:12

8919-22
TIEBACK
4.25H 1W 4D 3RTN
CASE:12

2012-00
MIRRORED OVAL
5H 3.25W 4.5D 4RTN
CASEPACK:6



BLACK HARDWARE FOR 1" METAL RODS

8971-40
METAL RINGS-FIXED
EYELET/NO CLIP S/12
1.5 ID, 5MM
CASE:6



8918-40
METAL RINGS FOR 1"
ROD SET W/CLIPS S/12
1.5 ID, 5MM
CASE:6

8903-40
UNIQUE RINGS FOR 1"-Set/7
1.3ID
CASE:6



ADJUSTABLE LENGTH RODS

8910-40
1" ROD 26"-48" & 2 BRKTS
CASE:6

8911-40
1" ROD 48"-80" & 3 BRKTS
CASE:6

8912-40
ROD EXTENSION 80"-120"
CASE:6

FIXED LENGTH RODS

8894-40
1" ROD 4' FIXED LENGTH'
CASE:1

8895-40
1" ROD 5' FIXED LENGTH'
CASE:1

8896-40
1" ROD 6' FIXED LENGTH'
CASE:1

8897-40
1" ROD 7' FIXED LENGTH'
CASE:1

8913-40
1" ROD 8' FIXED LENGTH'
CASE:1

8914-40**
1" ROD 12' FIXED LENGTH'
CASE:1

8915-40**
1" ROD 16' FIXED LENGTH'
CASE:1

For installations up to 120" with adjustable length rods, use item 8912. For installations over 120" use multiple sets of item 8911.
*** Fixed length rods over 8' must be shipped freight. Extra charges apply.*

8917-40
ORNATE SNGL BRKT
3.5H 1W 3.75D
3RTN
CASE:12



8916-40
ORNATE DBL BRKT
3.5H 1W 5.75D 5RTN
CASE:12



ANTIQUÉ BRONZE HARDWARE FOR 1" METAL RODS

8971-22
METAL RINGS-FIXED
EYELET/NO CLIP S/12
1.5 ID, 5MM
CASE:6



8918-22
METAL RINGS FOR 1"
ROD SET W/CLIPS S/12
1.5 ID, 5MM
CASE:6

8903-22
UNIQUE RINGS
FOR 1"-Set/7
1.3ID
CASE:6



ADJUSTABLE LENGTH RODS

8910-22
1" ROD 26"-48" & 2 BRKTS
CASE:6

8911-22
1" ROD 48"-80" & 3 BRKTS
CASE:6

8912-22
ROD EXTENSION 80"-120"
CASE:6

FIXED LENGTH RODS

8894-22
1" ROD 4' FIXED LENGTH'
CASE:1

8895-22
1" ROD 5' FIXED LENGTH'
CASE:1

8896-22
1" ROD 6' FIXED LENGTH'
CASE:1

8897-22
1" ROD 7' FIXED LENGTH'
CASE:1

8913-22
1" ROD 8' FIXED LENGTH'
CASE:1

8914-22**
1" ROD 12' FIXED LENGTH'
CASE:1

8915-22**
1" ROD 16' FIXED LENGTH'
CASE:1

For installations up to 120" with adjustable length rods, use item 8912
For installations over 120" use multiple sets of item 8911

*** Fixed length rods over 8' must be shipped freight. Extra charges apply.*

8917-22
ORNATE SNGL
BRKT
3.5H 1W 3.75D 3RTN
CASE:12



8916-22
ORNATE DBL BRKT
3.5H 1W
5.75D 5RTN
CASE:12



SHOWN ABOVE

8916-22 ORNATE DOUBLE BRACKET
8942-22 FINIAL SIMPLICITY
8903-22 UNIQUE RINGS

SHOWN BELOW

8917-22 ORNATE SINGLE BRACKET
8903-22 UNIQUE RINGS
8953-22 FINIAL FAN



Napoleon admired heraldic symbols and early weapons of war. When he returned from the Egyptian campaign in 1799 he incorporated them into fabric, wall coverings, furniture and tapestries in the palace. The French Empire style is reproduced in finials for House Parts' Artfactory line. The rods can extend to infinity and the brackets can be installed on the ceiling for sliding sheers. This installation must be done by a professional.

ARTIFACTORY®

ARTIFACTORY® - HANDCAST METAL FINIALS FOR 1 3/8" WOOD POLES

8810-12
FAN WD POLE
3.25H 5.75W
CASE:6
①



8810-22
FAN WD POLE
3.25H 5.75W
CASE:6
①

8812-12
SM FLEUR DE LIS
3H 4.3W
CASE:6
①



8812-22
SM FLEUR DE LIS
3H 4.3W
CASE:6
①

TAPESTRY SETS



8962-30
CHARLEMAGNE II 26-46" SET
CASE:6
Includes 2 finials, 2 brackets

8965-12
CHARLEMAGNE II 48-80" SET
CASE:6
Includes 2 finials, 3 brackets
and a telescoping 3/4" rod

8964-30
JOSEPHINE 48-80" SET
CASE:6
Includes 2 finials, 3
ornate brackets and a
telescoping 3/4" rod

Will hold tapestry close to the wall. Holds any 1/2" wood or metal pole



8955-12
SIMPLICITY 48-80" SET
CASE:6
Includes 2 finials, 2 brackets
and a telescoping 3/4" rod



8955-30
SIMPLICITY 48-80" SET
CASE:6
Includes 2 finials, 2 brackets
and a telescoping 3/4" rod




8969-40
CLOSE SET BRKT FOR
TAP SETS-PAIR
CASE:50



*Poles Greater than 8ft Must Ship Via Common Carrier

Page 25-26



8920-22

Page 22-23



8703-75

Page 5-6



2032-79

Pages 10-12



3714-12

Page 3-4



2018-81

Page 7-8



2018-80

Pages 13-16



3745-22

WILLIAMSON SUPPLY COMPANY



HOUSTON

5706 JESSAMINE HOUSTON, TEXAS 77081

T: 713 660-0762 F: 713 661-9054

TEXAS: 800 392-4341 NAT'L: 800 231-6249

DALLAS

1015 LEVEE STREET DALLAS, TEXAS 75207

T: 214 744-0854 F: 214 744-0856

TEXAS: 800 634-6610

WWW.WILLIAMSONSUPPLY.COM



8934-22



8769-76 8770-76

9100-00
DRAPERY DISPLAY BOARD
18" X 48"



2933-79



2035-79



2024-79 ROYAL CROWN



2042-12



2017-12



2018-12



2035-81



3583-81



2042-81

9108-00
DESIGNER BAG



METAL & WOOD CHIPS
9111-00

WOOD CHIP CHAIN ONLY
9016-00

METAL CHIP CHAIN ONLY
9001-00



2024-80



3863-80



3537-22



2042-22