



Week 4 - Houndstooth Stitching Revisited

TIP

- Next section of Afghan is a mirror image of colors and stitches worked in opposite order.
- When working houndstooth stitch rounds again be sure to turn Afghan as required.

45th rnd: (WS). Join A with sl st to corner ch-2 sp. Ch 1. 1 sc in same sp as sl st. 1 dc in next sc. [*1 sc in next sc. 1 dc in next sc.* Rep from * to * to next corner ch-2 sp. (1 sc. Ch 2. 1 sc) in corner ch-2 sp] 3 times. Rep from * to * to first corner ch-2 sp. 1 sc in first ch-2 sp. Join. Fasten off. 125 sts each side. **Turn.**

46th rnd: (RS). Join B with sl st to corner ch-2 sp. Ch 1. 1 sc in same sp as sl st. 1 dc in next sc. [*1 sc in next dc. 1 dc in next sc. Rep * to next corner ch-2 sp.** (1 sc. Ch 2. 1 sc) in corner ch-2 sp] 3 times. Rep from * to ** once more. 1 sc in first ch-2 sp. Ch 2. Join with 1 hdc to first sc. 127 sts each side. **Turn.**

47th rnd: (WS). Ch 1. 1 sc around post of joining hdc. 1 dc in next sc. [*1 sc in next sc. 1 dc in next sc.* Rep from * to * to next corner ch-2 sp. (1 sc. Ch 2. 1 sc) in corner ch-2 sp] 3 times. Rep from * to * once more. 1 sc in first ch-2 sp. Join. Fasten off. 129 sts each side. **Turn.**

TIP

- Afghan is no longer turned to WS for remainder of this project.

48th rnd: (RS). Join D with sl st to corner ch-2 sp. Ch 3. 1 dc in same sp as sl st. *1 dc in each st to corner ch-2 sp.** (2 dc. Ch 2. 2 dc) in corner ch-2 sp. Rep from * twice more, then from * to ** once. 2 dc in first ch-2 sp. Join with 1 hdc to first sc. 133 dc each side.

49th rnd: Ch 1. 1 sc around post of joining hdc. *1 sc in each dc to corner ch-2 sp.** (1 sc. Ch 2. 1 sc) in corner ch-2 sp. Rep from * twice more, then from * to ** once. 1 sc around post of joining hdc. Ch 2. Join. Fasten off. 135 sc each side.

50th rnd: Join C with sl st to corner ch-2 sp. Ch 1. 1 hdc in same sp as sl st. 1 dc in next sc. 1 dcfp around post of first dc 2 rnds below. [*Skip next sc on working row behind just made st. 1 dc in next sc. 1 dcfp around post of next dc 2 rnds below. Rep from * to 1 sc before corner ch-2 sp. 1 dc in next sc.** (1 hdc. Ch 2. 1 hdc) in corner ch-2 sp] 3 times. Rep from * to ** once more. 1 hdc in first ch-2 sp. Join with hdc to first hdc. 137 sts each side.

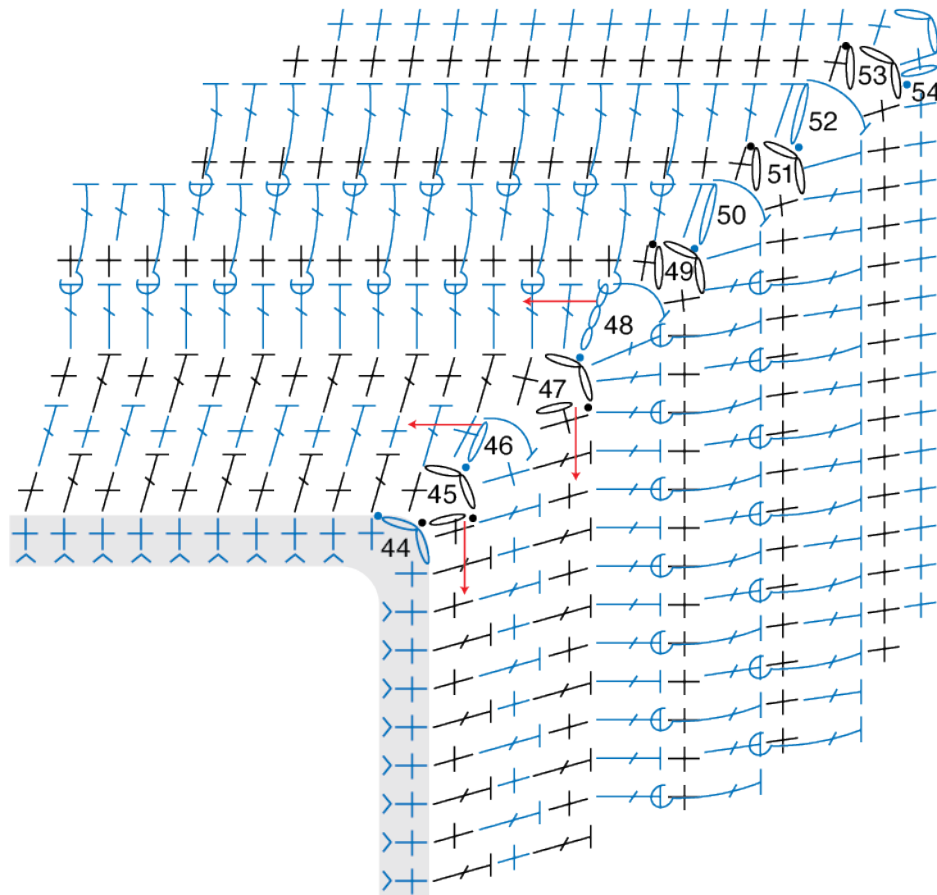
51st rnd: Ch 1. 1 sc around post of joining hdc. *1 sc in each dc to corner ch-2 sp.** (1 sc. Ch 2. 1 sc) in corner ch-2 sp. Rep from * twice more, then from * to ** once more. 1 sc around post of joining hdc. Ch 2. Join. Fasten off. 139 sc each side.

52nd rnd: Join D with sl st to corner ch-2 sp. Ch 1. 1 hdc in same sp as sl st. 1 dc in each of next 2 sc. 1 dcfp around first dc 2 rnds below. [*Skip next sc on working row behind just made st. 1 dc in next sc. 1 dcfp around post of next dc 2 rnds below. Rep from * to 2 sts before corner ch-2 sp. 1 dc in each of next 2 sc.** (1 hdc. Ch 2. 1 hdc) in corner ch-2 sp] 3 times. Rep from * to ** once more. 1 hdc in first ch-2 sp. Ch 2. Join with hdc to first hdc. 141 sts per side.


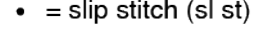


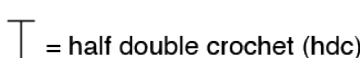

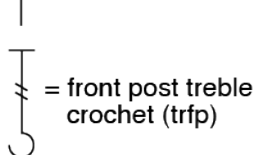

53rd rnd: As 51st rnd. 143 sc each side.

54th rnd: Join A with sl st to corner ch-2 sp. Ch 1. (1 sc. Ch 2. 1 sc) in same sp as sl st. *1 sc in each sc to next corner ch-2 sp.** (1 sc. Ch 2. 1 sc) in corner ch-2 sp. Rep from * twice more, then from * to ** once. Join. Fasten off. 145 sc each side.

WEEK 4



RNDS 45-54

- STITCH KEY
-  = chain (ch)
 -  = slip stitch (sl st)
 -  = single crochet (sc)
 -  = camel stitch (camel st)
 -  = half double crochet (hdc)
 -  = double crochet (dc)
 -  = front post treble crochet (trfp)
 -  = direction of work