



 KNIT | SKILL LEVEL: EASY

MEASUREMENTS

Approx 8" x 8" [20.5 cm x 20.5 cm].

GAUGE

19 sts and 30 rows = 4" [10 cm] in Seed St Pat.

MATERIALS

Lily® Sugar'n Cream® (Solids 2.5 oz/70.9 g; 120 yds/109 m)

Main Color (MC) Country Red (01530) **1 ball**

Contrast A Country Green (01222) **1 ball**

Contrast B Warm Brown (01130) **1 ball**

Size 4.5 mm (U.S. 7) knitting needles **or size needed to obtain gauge.**

ABBREVIATIONS:

Alt = Alternate(ing)

Approx = Approximately

Center dec (worked over 3 sts) = slip next 2 sts as if to K2tog, K1, then pass slipped sts over knit st – center of 3 sts should be on top of decrease, 2 sts have been decreased

Cont = Continue(ity)

K = Knit

P = Purl

Pat = Pattern

P2sso = Pass 2 slipped stitches over knit stitch

Rem = Remaining

Rep = Repeat

RS = Right side

St(s) = Stitch(es)

Ws = Wrong side

Yo = Yarn over

INSTRUCTIONS

Apple

Right Bottom: With MC, cast on 8 sts.

1st row: (RS). *K1. P1. Rep from * to end of row.

2nd row: *P1. K1. Rep from * to end of row.

3rd row: Cast on 2 sts. *K1. P1. Rep from * to end of row.

Break yarn. Leave these 10 sts on spare needle.

Left Bottom: Cast on 8 sts.

1st row: (RS). *K1. P1. Rep from * to end of row.

2nd row: *P1. K1. Rep from * to end of row.

3rd row: As 1st row.

Join Left and Right Bottoms: 4th row: (WS).

Working across Left Bottom sts, cast on 2 sts.

(P1. K1) 5 times. Cast on 6 sts. Working across Right Bottom sts from spare needle, (P1. K1) 5 times. 26 sts.

5th row: Cast on 2 sts. *K1. P1. Rep from * to end of row.

6th row: Cast on 2 sts. *P1. K1. Rep from * to end of row. Last 2 rows form Seed St Pat.

Keeping cont of Seed St pat, proceed as follows:

7th to 14th rows: Cast on 1 st. Pat to end of row.

15th and 16th rows: Work even in pat.

17th and 18th rows: Cast on 1 st. Pat to end of row.

19th and 20th rows: Work even in pat.

21st and 22nd rows: Cast on 1 st. Pat to end of row.

23rd to 26th rows: Work even in pat.

27th and 28th rows: Cast on 1 st. Pat to end of row.

29th to 39th rows: Work even in pat.

40th and 41st rows: Cast off 1 st. Pat to end of row.

42nd and 43rd rows: Work even in pat.

44th to 52nd rows: Cast off 1 st. Pat to end of row.

53rd row: Cast off 2 sts. Pat across next 12 sts. Cast off 6 sts. Pat to end of row.

Left Top: 54th row: Cast off 3 sts. Pat across 10 sts. Turn.

55th row: Cast off 4 sts. Pat to end of row. Cast off rem 6 sts.

Right Top: 54th row: With WS facing, join MC to rem 12 sts of Right Top.

Cast off 3 sts. Pat to end of row.

55th row: Cast off 3 sts. Pat to end of row. Cast off rem 6 sts.

Leaf

With A, cast on 3 sts.

1st row: (RS). (K1. yo) twice. K1. 5 sts.

2nd and alt rows: Purl.

3rd row: K2. yo. K1. yo. K2. 7 sts.

5th row: K3. yo. K1. yo. K3. 9 sts.

7th row: K4. yo. K1. yo. K4. 11 sts.

9th row: K5. yo. K1. yo. K5. 13 sts.

11th and 13th rows: Knit.

15th row: K5. Center dec. K5. 11 sts.

17th row: K4. Center dec. K4. 9 sts.

19th row: K3. Center dec. K3. 7 sts.

21st row: K2. Center dec. K2. 5 sts.

23rd row: K1. Center dec. K1. 3 sts.

25th row: Center dec.

Fasten off. Sew Leaf to top of Apple.

Hanging Loop

With B, cast on 15 sts. Cast off.

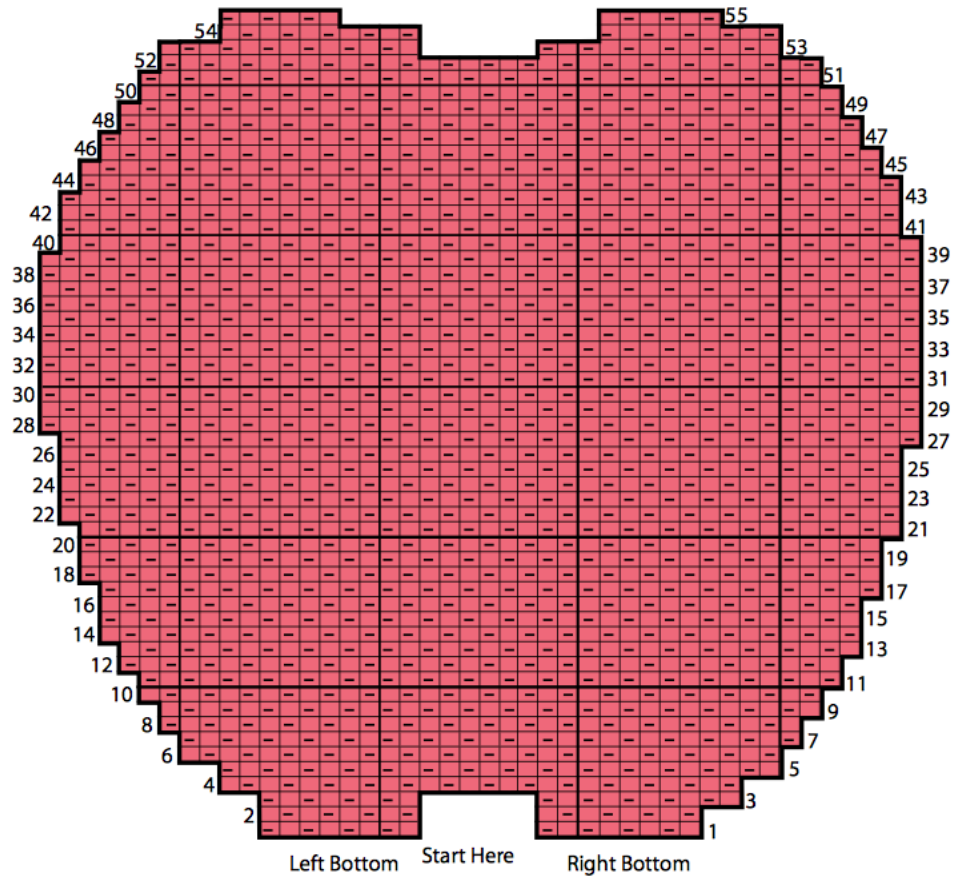
Fold Loop in half and sew to top of Apple.

Yarnspirations



spark your inspiration!



APPLE DISHCLOTH | KNIT



Key

-  = With MC, knit on RS rows. Purl on WS rows.
-  = With MC, purl on RS rows. Knit on WS rows.