

# 12. Gingham Check Rug



## MEASUREMENTS

Approx 23<sup>1</sup>/<sub>2</sub> x 36<sup>1</sup>/<sub>2</sub> ins [59.5 x 92.5 cm].

## GAUGE

11 dc and 5 rows = 4 ins [10 cm] with 2 strands of yarn tog.



## ABBREVIATIONS

**Approx** = Approximately.

**Beg** = Beginning.

**Ch(s)** = Chain(s).

**Dc** = Double crochet.

**Pat** = Pattern.

**RS** = Right side.

**Rep** = Repeat.

**Sc** = Single crochet.

**Sl st** = Slip stitch.









**Sp(s)** = Space(s).

**St(s)** = Stitch(es).

**Tog** = Together.

## MATERIALS

Lily® Sugar 'n Cream (Solids: 70.9 g / 2.5 oz; 109 m / 120 yds)

Lily® Sugar 'n Cream (Solids: 70.9 g / 2.5 oz; 109 m / 120 yds)			
<b>Blue Version</b> 	<b>Contrast A</b> 01105 Country Blue <b>6 balls</b> (654 m/715 yds) 	<b>Contrast B</b> 01004 Soft Ecru <b>4 balls</b> (436 m/478 yds) 	<b>Contrast C</b> 00009 Bright Navy <b>4 balls</b> (436 m/478 yds) 
<b>Red Version</b> 	<b>Contrast A</b> 00142 Country Pink <b>6 balls</b> (654 m/715 yds) 	<b>Contrast B</b> 01004 Soft Ecru <b>4 balls</b> (436 m/478 yds) 	<b>Contrast C</b> 01530 Country Red <b>4 balls</b> (436 m/478 yds) 
Size 6 mm (U.S. J or 10) crochet hook <b>or size needed to obtain gauge.</b>			

## INSTRUCTIONS

**Notes:** Work with 2 strands of yarn throughout.

- When joining new color, work to last 2 loops on hook of last st. Draw new color through 2 loops, then proceed in new color.
- Carry color not in use across top of previous row and work sts around it to prevent stranding.

With 2 strands of B, ch 65.

**1st row:** (RS). 1 dc in 4th ch from hook (counts as 2 dc). 1 dc in next ch. \*With A, 1 dc in each of next 3 ch. With B, 1 dc in each of next 3 ch. Rep from \* across. Turn. 63 dc.

**2nd row:** With A, ch 3 (counts as dc). 1 dc in each of next 2 dc. \*With C, 1 dc in each of next 3 dc. With A, 1 dc in each of next 3 dc. Rep from \* to end of row. Join B. Turn.

**3rd row:** With B, ch 3 (counts as dc). 1 dc in each of next 2 dc. \*With A, 1 dc in each of next 3 dc. With B, 1 dc in each of next 3 dc. Join A. Rep from \* to end of row. Turn.

Rep 2nd and 3rd rows for Gingham Pat until work from beg measures approx 36 ins [91.5 cm], ending on a 3rd row of pat. Fasten off.

**Edging:** With RS facing, join 2 strands of C with sl st in any corner. Ch 1. 3 sc in same sp. Work sc evenly around outer edge of Rug, having 3 sc in each corner.

Join with sl st to first sc. Fasten off. 

