



 CROCHET | SKILL LEVEL: EASY

### MEASUREMENTS

Approx 60" [152.5 cm] in diameter.

### GAUGE:

5 dc and 3 rows = 4" [10 cm] with 6 strands held together.

### INSTRUCTIONS

#### Notes:

- Rug is worked holding 6 strands of yarn together throughout.
- Ch 3 at beg of rnds counts as dc throughout.

With 6 strand of yarn tog, ch 6. Join with sl st to first ch to form a ring.

See chart on page 2.

**1st rnd:** Ch 5 (counts as dc and ch 2). (1 dc. Ch 2) 7 times in ring. Join with sl st to 3rd ch of beg ch 5.

**2nd rnd:** Sl st in next ch-2 sp. Ch 3. 1 dc in same sp as last sl st. Ch 2. \*2 dc in next ch-2 sp. Ch 2. Rep from \* around. Join with sl st to first dc.

**3rd rnd:** Ch 3. 1 dc in same sp as last sl st. 1 dc in next dc. Ch 2. \*2 dc in next dc. 1 dc in next dc. Ch 2. Rep from \* around. Join with sl st to first dc.

**4th rnd:** Ch 3. 1 dc in same sp as last sl st. 1 dc in next dc. 2 dc in next dc. Ch 2. \*2 dc in next dc. 1 dc in next dc. 2 dc in next dc. Ch 2. Rep from \* around. Join with sl st to first dc.

**5th rnd:** Ch 3. 1 dc in same sp as last sl st. 1 dc in each of next 3 dc. 2 dc in next dc. Ch 2. \*2 dc in next dc. 1 dc in each of next 3 dc. 2 dc in next dc. Ch 2. Rep from \* around. Join with sl st to first dc.

**6th rnd:** Ch 3. 1 dc in same sp as last sl st. 1 dc in each of next 5 dc. 2 dc in next dc. Ch 2. \*2 dc in next dc. 1 dc in each of next 5 dc. 2 dc in next dc. Ch 2. Rep from \* around. Join with sl st to first dc.

**7th rnd:** Ch 3. 1 dc in same sp as last sl st. 1 dc in each of next 7 dc. 2 dc in next dc. Ch 2. \*2 dc in next dc. 1 dc in each of next 7 dc. 2 dc in next dc. Ch 2. Rep from \* around. Join with sl st to first dc.

**8th rnd:** Ch 3. 1 dc in same sp as last sl st. 1 dc in each of next 9 dc. 2 dc in next dc. Ch 2. \*2 dc in next dc. 1 dc in each of next 9 dc. 2 dc in next dc. Ch 2. Rep from \* around. Join with sl st to first dc.

**9th rnd:** Ch 3. 1 dc in same sp as last sl st. 1 dc in each of next 11 dc. 2 dc in next dc. Ch 2. \*2 dc in next dc. 1 dc in each of next 11 dc. 2 dc in next dc. Ch 2. Rep from \* around. Join with sl st to first dc.

### MATERIALS

Lily® Sugar'n Cream™ (2.5 oz/70.9 g; 120 yds/109 m)  
Hot Pink (01740) **28 balls**

Size U.S. P (15 mm) crochet hook **or size needed to obtain gauge.**

#### ABBREVIATIONS:

**Approx** = Approximately  
**Beg** = Beginning  
**Ch** = Chain(s)  
**Dc** = Double crochet

**Rep** = Repeat(ing)  
**Rnd(s)** = Round(s)  
**Sc** = Single crochet  
**Sl st** = Slip stitch

**Sp** = Space  
**Tog** = Together



**10th rnd:** Ch 3. 1 dc in same sp as last sl st. 1 dc in each of next 13 dc. 2 dc in next dc. Ch 2. \*2 dc in next dc. 1 dc in each of next 13 dc. 2 dc in next dc. Ch 2. Rep from \* around. Join with sl st to first dc.

**11th rnd:** Sl st in next dc. Ch 3. 1 dc in each of next 14 dc. Skip next dc. \*Ch 2. 2 dc in next ch-2 sp. Ch 2. Skip next dc. 1 dc in each of next 15 dc. Skip next dc. Rep from \* around, ending with ch 2. 2 dc in next ch-2 sp. Ch 2. Join with sl st to first dc.

**12th rnd:** Sl st in next dc. Ch 3. 1 dc in each of next 12 dc. Skip next dc. \*(Ch 2. 2 dc in next ch-2 sp) twice. Ch 2. Skip next dc. 1 dc in each of next 13 dc. Skip next dc. Rep from \* around, ending with (Ch 2. 2 dc in next ch-2 sp) twice. Ch 2. Join with sl st to first dc.

**13th rnd:** Sl st in next dc. Ch 3. 1 dc in each of next 10 dc. Skip next dc. \*(Ch 2. 2 dc in next ch-2 sp) 3 times. Ch 2. Skip next dc. 1 dc in each of next 11 dc. Skip next dc. Rep from \* around, ending with (Ch 2. 2 dc in next ch-2 sp) 3 times. Ch 2. Join with sl st to first dc.

**14th rnd:** Sl st in next dc. Ch 3. 1 dc in each of next 8 dc. Skip next dc. \*(Ch 2. 2 dc in next ch-2 sp) 4 times. Ch 2. Skip next dc. 1 dc in each of next 9 dc. Skip next dc. Rep from \* around, ending with (Ch 2. 2 dc in next ch-2 sp) 4 times. Ch 2. Join with sl st to first dc.

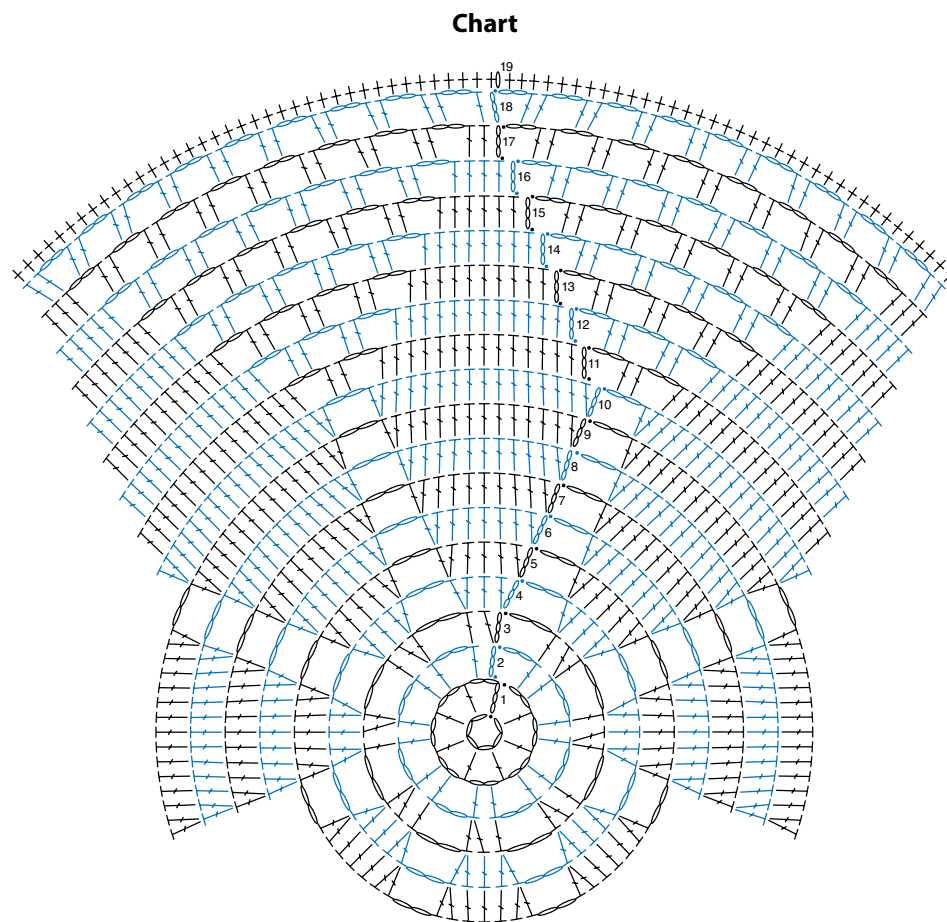
**15th rnd:** Sl st in next dc. Ch 3. 1 dc in each of next 6 dc. Skip next dc. \*(Ch 2. 2 dc in next ch-2 sp) 5 times. Ch 2. Skip next dc. 1 dc in each of next 7 dc. Skip next dc. Rep from \* around, ending with (Ch 2. 2 dc in next ch-2 sp) 5 times. Ch 2. Join with sl st to first dc.

**16th rnd:** Sl st in next dc. Ch 3. 1 dc in each of next 4 dc. Skip next dc. \*(Ch 2. 2 dc in next ch-2 sp) 6 times. Ch 2. Skip next dc. 1 dc in each of next 5 dc. Skip next dc. Rep from \* around, ending with (Ch 2. 2 dc in next ch-2 sp) 6 times. Ch 2. Join with sl st to first dc.



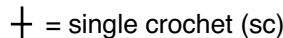
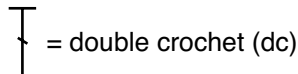
**17th rnd:** Sl st in next dc. Ch 3. 1 dc in each of next 2 dc. Skip next dc. \*(Ch 2. 2 dc in next ch-2 sp) 7 times. Ch 2. Skip next dc. 1 dc in each of next 3 dc. Skip next dc. Rep from \* around, ending with (Ch 2. 2 dc in next ch-2 sp) 7 times. Ch 2. Join with sl st to first dc.

**18th rnd:** Sl st in next dc. Ch 3. 1 dc in next dc. \*Skip next dc. (Ch 2. 2 dc in next ch-2 sp) 8 times. Ch 2. 1 dc in each of next 2 dc. Rep from \* around. Ch 2. Join with sl st to first dc.

**19th rnd:** Ch 1. \*1 sc in each of next 2 dc. 2 sc in next ch-2 sp. Rep from \* around. Join with sl st to first sc. Fasten off.



**STITCH KEY**

-  = chain (ch)
-  = slip st (sl st)
-  = single crochet (sc)
-  = double crochet (dc)