



MATERIALS

Lily® Sugar'n Cream® Scrub Off™ (2.6 oz/75 g; 106 yds/97 m)
Greens (90015) **1 ball**

Size U.S. H/8 (5 mm) crochet hook **or size needed to obtain gauge.**

 CROCHET | SKILL LEVEL: **EASY**

ABBREVIATIONS

Approx = Approximately

Ch = Chain(s)

Dc = Double crochet

Hdc = Half double crochet

Pat = Pattern

Popcorn = Work 5 dc into same stitch or space. Drop loop from hook. Insert hook from front to back into first dc of 5 dc group. Pull dropped loop through st.

Rep = Repeat

Rnd(s) = Round(s)

Sc = Single crochet

Sl st = Slip stitch

Sp = Space

St(s) = Stitch(es)

MEASUREMENT

Approx 4½" [11.5 cm] diameter.

GAUGE

13 sc and 14 rows = 4" [10 cm].

INSTRUCTIONS

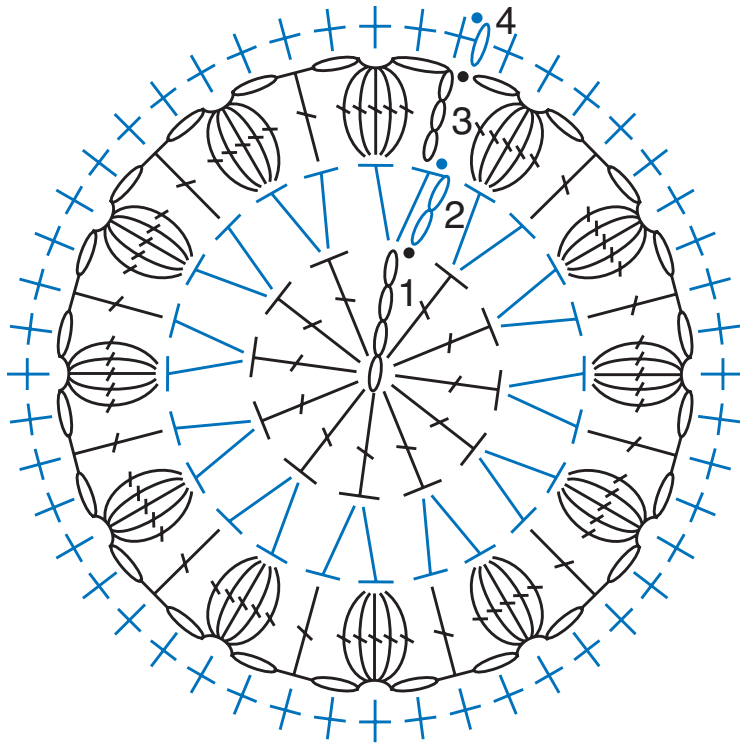
Ch 4. See diagram on page 2.

1st rnd: 11 dc in 4th ch from hook. (Skipped ch-3 counts as dc). Join with sl st to top of ch-3. 12 dc.







2nd rnd: Ch 2 (does not count as hdc). 2 hdc. 2 hdc in each dc around. Join with sl st to first hdc. 24 hdc.

3rd rnd: Ch 4 (counts as dc. Ch 1). *Popcorn in next hdc. Ch 1. 1 dc in next hdc. Ch 1. Rep from * to last hdc. Popcorn in next hdc. Ch 1. Join with sl st to 3rd ch of ch-4.

4th rnd: Ch 1. 1 sc in same 1 sc in each st and ch-1 sp around. Join with sl st to first sc. Fasten off.



STITCH KEY

-  = chain (ch)
-  = slip stitch (sl st)
-  = single crochet (sc)
-  = half double crochet (hdc)
-  = double crochet (dc)
-  = Popcorn

