



MATERIALS

Lily® Sugar'n Cream® (Solids: 2.5 oz/70.9 g; 120 yds/109 m; Ombres: 2 oz/56.7 g; 95 yds/86 m)

Contrast A Butter Cream Ombre (00222) **1 ball or 86 yds/78 m**

Contrast B Country Yellow (01612) **1 ball or 86 yds/78 m**

Size U.S. H/8 (5 mm) crochet hook **or size needed to obtain gauge.**



CROCHET | SKILL LEVEL: **EASY**

ABBREVIATIONS

Approx =

Approximately

Beg = Begin(ning)

Ch = Chain(s)

Dc = Double crochet

Dcfp = Yoh and draw

up a loop around

post of next stitch at

front of work 2 rows

below, inserting

hook from right to

left. (Yoh and draw

through 2 loops on

hook) twice

Dtrfp = (Yoh) 3 times

and draw up a loop

around post of next

stitch at front of

work 1 row below,

inserting hook from

right to left. (Yoh and

draw through 2 loops

on hook) 4 times

Rep = Repeat

Rnd = Round

Sc = Single crochet

Sl st = Slip stitch

Sp(s) = Space(s)

St(s) = Stitch(es)

Tr = Treble crochet

WS = Wrong side

Yoh = Yarn over hook

MEASUREMENT

Approx 10" [25.5 cm] diameter.

GAUGE

13 sc and 14 rows = 4" [10 cm]

INSTRUCTIONS

Note: Ch 3 at beg of rnd counts as dc.

With A, ch 5. Join with sl st to form a ring. See diagram on page 2.

1st rnd: Ch 3. 11 dc in ring. Join B with sl st to top of ch 3. 12 dc.

2nd rnd: With B, ch 3. 1 dc in same sp as sl st. 2 dc in each dc around. Join A with sl st to top of ch 3. 24 dc.

3rd rnd: With A, ch 3. *1 dtrfp around dc of 1st rnd. 1 dc in each of next 2 dc. Rep from * to last dc. 1 dtrfp around dc of 1st rnd. 1 dc in last dc. Join B with sl st to top of ch 3. 12 dtrfp sts.



4th rnd: With B, ch 3. *2 dc in next dtrfp. 1 dc in each of next 2 dc. Rep from * to last 2 sts. 2 dc in next dtrfp. 1 dc in last dc. Join A with sl st to top of ch 3.


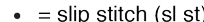
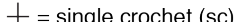

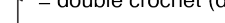

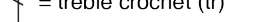
5th rnd: With A, ch 3. 1 dc in next dc. *1 dtrfp around dtrfp 2 rnds below. 1 dc in each of next 4 dc. Rep from * to last 3 dc. 1 dtrfp around dtrfp 2 rnds below. 1 dc in each of last 2 dc. Join B with sl st to top of ch 3. 12 dtrfp sts.

6th rnd: With B, ch 3. 1 dc in next dc. *2 dc in next dtrfp. 1 dc in each of next 4 dc. Rep from * to last 3 sts. 2 dc in next dtrfp. 1 dc in each of last 2 dc. Join A with sl st to top of ch 3.

7th rnd: With A, ch 3. 1 dc in each of next 2 dc. *1 dtrfp around dtrfp 2 rnds below. 1 dc in each of next 6 dc. Rep from * to last 3 dc. 1 dtrfp around dtrfp 2 rnds below. 1 dc in each of last 3 dc. Join B with sl st to top of ch 3.

8th rnd: With B, ch 4 (counts as tr). 3 tr in same sp as sl st. *Skip next 2 dc. 1 sc in next dtrfp. 1 sc in next dc. Skip next 2 dc. 7 tr in next dc. Rep from * to last 6 sts. Skip next 2 dc. 1 sc in next dtrfp. 1 sc in next dc. Skip last 2 dc. 3 tr in first st. Join A with sl st to top of ch 4.

9th rnd: With A, ch 15 (for loop). 2 sc in same sp as sl st. *1 sc in each of next 3 tr. 1 sc in next sc. Dcfp around dtrfp 2 rnds below. 1 sc in next sc. 1 sc in each of next 3 tr.** 2 sc in next tr. Rep from * 10 times more, then from * to ** once. Join with sl st to first sc. Fasten off.

- STITCH KEY
-  = chain (ch)
 -  = slip stitch (sl st)
 -  = single crochet (sc)
 -  = double crochet (dc)
 -  = treble crochet (tr)
 -  = front post double crochet (dcfp)
 -  = front post double treble crochet (dtrfp)

