



TUNISIAN SIMPLE STITCH DISHCLOTH | TUNISIAN CROCHET



MATERIALS

Lily Sugar'n Cream®

(Solids: 2.5 oz/70.9 g; 120 yds/109 m; Ombres: 2 oz/56.7 g; 95 yds/86 m)

Ahoy Ombre (02019) **or** Seabreeze (01201) **or** White (00001) **or** Robin's Egg (01215) **or** Tangerine (01699) **1 ball or 42 yds/38 m**

Optional for embroidery:

Sunshine (00073) **1 ball or 13 yds/12 m**

Tangerine (01699) **1 ball or 3 yds/3 m**

Size U.S. J/10 (6 mm) Tunisian crochet hook **or size needed to obtain gauge.**

Optional: Large eyed blunt tapestry needle for Cross Stitch.

CROCHET | SKILL LEVEL: **BEGINNER**

SIZE

Approx 8" [20.5 cm] square.

GAUGE

14 sts and 13 rows = 4" [10 cm] in Tunisian simple st (Tss).

INSTRUCTIONS

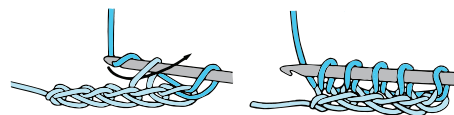
Note: Work all rows with right side of work facing.

Chain (ch) 26.

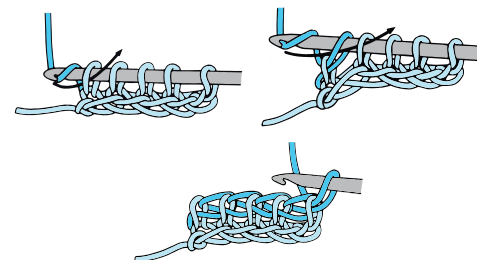
Note: Work into horizontal bumps at back of foundation chain for 1st row.

1st row: Forward pass: (Right to left).

Draw up a loop in 2nd ch from hook. Draw up a loop in each remaining (rem) ch to end of chain, leaving all loops on hook. 26 stitches (sts) on hook. **Do not** turn.



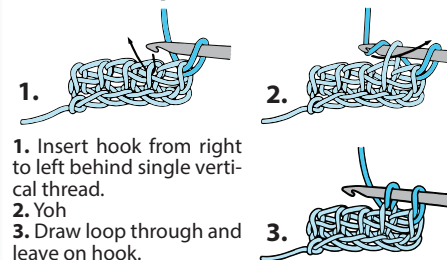
Return pass: (Left to right). Yarn over hook (Yoh) and draw through last loop on hook (edge st). *Yoh and draw through 2 loops on hook. Repeat (Rep) from * until 1 loop rem on hook. **Do not** turn.



****2nd row: Forward pass: (Right to left).**

*Tunisian simple st (Tss) in next st. Rep from * to end of row. **Do not** turn.

Tunisian Simple Stitch (Tss)



Return pass: (Left to right). Yoh and draw through 1st loop on hook. *Yoh and draw through 2 loops on hook. Rep from * to end of row. 1 loop rem on hook. **Do not** turn.**



Rep from ** to ** until work from beginning measures approx 8" [20.5 cm], ending on return pass.

Finishing row: (Right to left). *Slip stitch (sl st) in next vertical bar. Rep from * to end of row. Fasten off.

Optional: Cross Stitch Daisy: Using Chart as reference, find center of Dishcloth and cross stitch daisy on dishcloth.

