



Cable Knit Version

Plain Version

MATERIALS

Red Heart® Mini™ (1.6 oz/45 g; 72 yds /66 m)
 Polo (9986) **1 ball** makes 4 Hats

1 cardboard toilet tissue roll. Small amount of polyester stuffing.
 Scissors. Ruler. Thin gold cord for hanging loop. Large eyed blunt needle.

Cable Knit Version only: 6 paperclips

MEDIUM **4** CRAFT | SKILL LEVEL: EASY

ABBREVIATION

Approx = Approximately

MEASUREMENTS

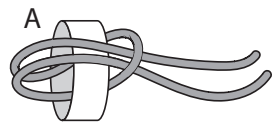
Approx 1 3/4" [4.5 cm] diameter x 3" [7.5 cm] tall.

Note: Before working with Red Heart® Mini™ multi-shade yarn ball, wind each color into separate balls.

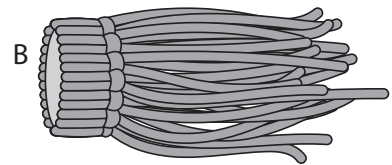
INSTRUCTIONS

Plain Version

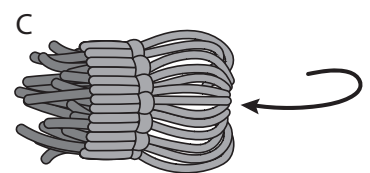
1. Cut cardboard roll into 3/4" [2 cm] rings.
2. Cut strands of yarn 12" [30.5 cm] long.
3. Fold one strand of yarn in half and knot around cardboard ring as seen in Diagram A.




4. Repeat Step 3 until cardboard ring is covered (Diagram B).



5. Push all strands through cardboard ring to other side (Diagram C). Tug gently into place ensuring knots are not visible at base of Hat.



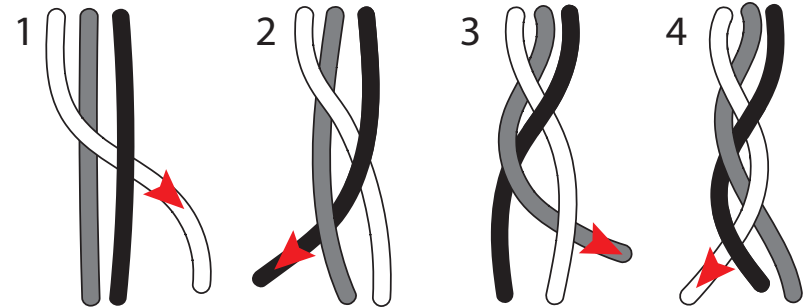
6. Cut strand of yarn approx 6" [15 cm] long. Tie strand tightly in double knot around all strands approx 1½" [4 cm] above cardboard ring (Diagram D).



7. Remove paperclips and push all strands through cardboard ring to other side. Tug gently into place ensuring knots are not visible at base of Hat.

8. Locate braids and rearrange as necessary so they lie above the other strands.

To complete Hat: Work **Steps 6 to 9** as given for Plain Version.



7. Trim ends to form pompom shape.

8. Cut length of gold cord 6" [15 cm]. Fold cord in half and thread through top of Hat. Knot ends together at inside of Hat.

9. Stuff Hat gently to shape.

Cable Knit Version

Work **Steps 1 to 4** as given for Plain Hat, ensuring there are 48 strands knotted around cardboard ring.

5. Take the strands from 3 knots (there will be 2 strands from each knot) and braid together. Place paperclip at end of braid to temporarily secure until next Step 7.

6. Repeat Step 5 five times more (6 braids total) leaving 5 knots between each braid.

