



CRAFT
SKILL LEVEL
INTERMEDIATE

Designed by Rebecca J. Venton

What you will need:

Red Heart® Sizzle: 2 spools each 8540 Purple **A**, 8529 Parakeet **B**, 8621 Lime **C**, and 8930 Fiesta Mix **D**

Two 1" [2.5 cm] split key rings, Safety pin or tape, 56 thread bobbins, Tapestry needle

Red Heart® Sizzle™, 100% Nylon Thread, Art. 146 available in 100 yd (91 m) spools



Colorful Macrame Belt

Use any of the bright beautiful colors in the palette of this fine nylon cord for this cool knotted belt. It's great to wear with everything from your skinny jeans to a sixties style mini dress!

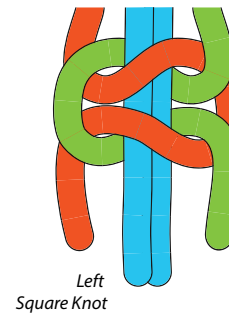
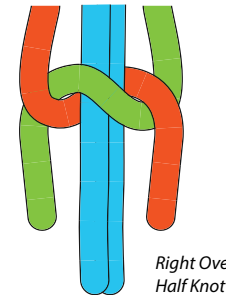
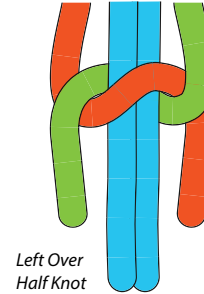
Belt measures 2" [5 cm] wide and 36" long [91.5 cm] excluding ties.

SPECIAL TERMS

knot-bearing cord = the cord around which knots are tied.

knottng cord = cord used to make knots

SPECIAL TECHNIQUES



Notes

1. Attach belt to fabric pillow, knotting board or other soft fixed point with pin, OR clip to clipboard OR use tape to attach it to a table.
2. When tying square knots in 4-strand groups, single strands on either side act as knotting cords around 2 center knot-bearing cords.
3. Tie Left Over Half Knot followed by Right over Half Knot to form Left Square Knot.

BELT

Prepare cords
Cut 16 6-yard [5.5 m] lengths of **A**, **B**, and **C** and 8 6-yard [5.5 m] lengths of **D**. Wind each length onto its own thread bobbin, leaving last 16 inches of each bobbin unwound.
Holding all 56 lengths together at one end, make an overhand knot 1" [2.5 cm] from end. Secure knot to fixed point.

Arrange strands of cord in following order:
8 **A**, 8 **B**, 8 **C**, 8 **D**, 8 **C**, 8 **B**, 8 **A**.

Knot cords

*Working from left to right, tie left square knots in 4-strand groups across—14 knots.
Working from left to right, skip first 2 cords, tie square knots in 4-strand groups to last 2 cords—13 knots.
Repeat from * until belt measures 38" [96.5 cm] from knot or to desired length. Trim ends.

Continued...

SHOP KIT

FINISHING

Fold end over ½" [1.3 cm] to wrong side twice; place split ring under last fold. With **A** on tapestry needle, sew folds down over ring. Repeat for other end of belt.

Belt ties

Cut eight 60" [152.5 cm] lengths of each color—32 cords. Insert through split ring to halfway point. Divide 64 strands into 3 groups, work 3-strand braid to end. Tie overhand knot to secure, trim ends evenly. Repeat for other end of belt.

ABBREVIATIONS

A, B, C, D = Color A, B, C, D; **[]** = work directions in brackets the number of times specified; ***** = repeat whatever follows the ***** as indicated.

