

baby vest



WHAT YOU'LL NEED

MEASUREMENTS	months	0	3	6	9	12	18
To Fit Chest	ins	14	16	17	20	21	22
	cm	35	40	45	50	53	55
Actual Size	ins	15	17	19	21	22	23
	cm	38	43	48	53	56	58
Length (approx)	ins	7	8	9	10	12	13
	cm	17	20	23	26	29	32

MATERIALS

AUSTRALIAN SUPERFINE MERINO BY CLECKHEATON 
8 PLY 65g/2.3oz balls

Main Color (M – o6 White)	1	2	2	3	3	3
Contrast Color (C – o2 Dark Grey)	1	1	1	1	1	1

Use only the yarn specified. Other yarns are likely to produce different results.
Quantities are approximate as they can vary between knitters. Check all yarn of the same color is from the same dye lot.

NEEDLES AND EXTRAS

- 1 pair size 6 (4mm) knitting needles or size needed to give correct gauge.
- size G-6 (4mm) crochet hook for edging.
- yarn needle for sewing seams.

GAUGE

21 sts and 44 rows to 4" (10cm) over garter st.
To check your gauge, cast on 32 sts.
Work 66 rows garter st (every row knit). Bind off loosely.
Check your gauge carefully.
If less sts to 4" (10cm) use smaller needles, if more sts use larger needles.

SPECIAL ABBREVIATION

M1 = make one st – pick up loop which lies before next st, place on left-hand needle and knit into back of loop.



AUSTRALIAN
SUPERFINE
MERINO
by Cleckheaton

GROWN IN AUSTRALIA AND MADE BY:
Wangaratta Woollen Mills



BACK

Using **M**, cast on **41** (47-53-57-61-63) sts.

Work in garter st (every row knit, first row is wrong side) until Back measures **3** (4-5½-7-7½) " [8 (10-12-14-17-19) cm] from beg, working last row on wrong side.

SHAPE ARMHOLE OPENINGS –

Cast on **2** (2-2-3-3-3) sts at beg of next 2 rows ... **45** (51-57-63-67-69) sts. ******

Work **38** (42-46-50-52-56) rows.

SHAPE SHOULDERS –

Bind off **5** (5-6-7-8-8) sts at beg of next 4 rows, then **4** (6-7-7-7-7) sts at beg of foll 2 rows.

Bind off rem **17** (19-19-21-21-23) sts loosely.

FRONT

Work as for Back to ******.

Work 6 rows.

DIVIDE FOR V NECK –

Next row – K22 (25-28-31-33-34), **turn**.

Cont on these **22** (25-28-31-33-34) sts for left side of front neck.

Dec one st at neck edge in every other row **2** (2-0-0-0-0) times, then in every following 4th row until **14** (16-19-21-23) sts rem.

Work **3** (3-3-3-5-5) rows.

SHAPE SHOULDER –

Bind off **5** (5-6-7-8-8) sts at beg of next row.

Work 1 row. Rep last 2 rows once. Bind off rem **4** (6-7-7-7-7) sts.

With right side facing, join **M** to rem sts for right side of front neck.

Next row – K2tog, knit to end ... **22** (25-28-31-33-34) sts.

Dec one st at neck edge in every other row **2** (2-0-0-0-0) times, then in every following 4th row until **14** (16-19-21-23) sts rem.

Work **4** (4-4-4-6-6) rows.

SHAPE SHOULDER –

Bind off **5** (5-6-7-8-8) sts at beg of next row.

Work 1 row. Rep last 2 rows once. Bind off rem **4** (6-7-7-7-7) sts.

POCKET

Using **C**, cast on **19** (21-23-25-27-27) sts.

Work in garter st (first row is wrong side) until pocket measures **2½** (3-3½-4-4) " [6 (7-8-9-10-10) cm] from beg, working last row on wrong side.

Bind off.

FINISHING

NOTE – We recommend using mattress stitch to sew up your vest. **DO NOT PRESS**. Join shoulder and side seams. Sew lower and side edges of pocket to center of front, as pictured. Sew in ends. With right side facing, using crochet hook and **M**, work 1 round single crochet evenly around lower edge of vest, then using **C** slip stitch in first single crochet. Work 1 round Crab Stitch, slip stitch in first stitch. Fasten off.

Work same edging around neck and armhole openings. Fasten off.

CRAB STITCH

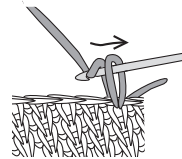


1. Do not turn work. With right side facing, insert hook in next stitch to the **right**, yarn over hook and draw loop through, yarn over hook and draw through both loops on hook.

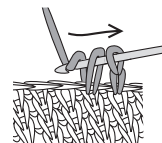


2. Repeat step 1 across round, working from left to right.

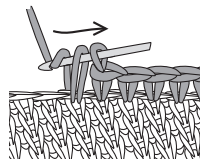
SINGLE CROCHET EDGING



1. Draw a loop through edge of knitting. Yarn over hook and draw through loop on hook.



2. Draw a loop through edge again, yarn over hook and draw through both loops on hook.



3. Repeat step 2 evenly along edge.

AUSTRALIAN
SUPERFINE
MERINO

by Cleckheaton

GROWN IN AUSTRALIA AND MADE BY:

Wangaratta Woollen Mills



Machine washable, available in a range of beautiful colors. For more information go to redheart.com/cleckheaton



We have made every effort to ensure that these instructions are accurate and complete. We cannot be responsible for variations in individual work, human error or if yarn other than the recommended Cleckheaton yarn is used. This pattern is protected by copyright. Australian Superfine Merino by Cleckheaton 8 ply is a trade mark of Australian Country Spinners Pty Ltd. Yarn colors shown may vary slightly due to the printing process.