



NOTE: Scarf is constructed modularly in 8 triangles, see diagram.

SCARF

First Triangle

Cast on 63 sts.

Row 1 (Wrong Side): K even across.

Row 2: K2tog, k across row to center 3 sts, k3tog, k to last 2 sts, k2tog—59 sts.

Rows 3 – 28: Repeat Rows 1 and 2—7 sts.

Row 29: K even across.

Row 30: K2tog, k3tog, k2tog—3 sts.

Row 31: K even across.

Row 32: K3tog, cut yarn and fasten off last st.

Second Triangle

With right side facing, pick up and knit 32 sts along left side edge of previously worked triangle, cast on 31 sts onto same needle—63 sts. Work same as for first triangle.

Third Triangle

Cast on 31 sts, with same needle and right side facing, pick up and knit 32 sts along left side edge of previously worked triangle—63 sts. Work same as for first triangle.

Continue working triangles alternately in this manner until 8 triangles have been completed.

FINISHING

Weave in yarn ends.

Mitered Scarf

Scarf measures: 6" x 61".

RED HEART® Boutique™ “Eclipse™”: 3 balls 9251 Sunset.

Knitting Needles: 6mm [US 10].
Yarn needle.

GAUGE: 16 sts = 4"; 32 rows = 4" in Garter st. **CHECK YOUR GAUGE.** Use any size needle to obtain the gauge.

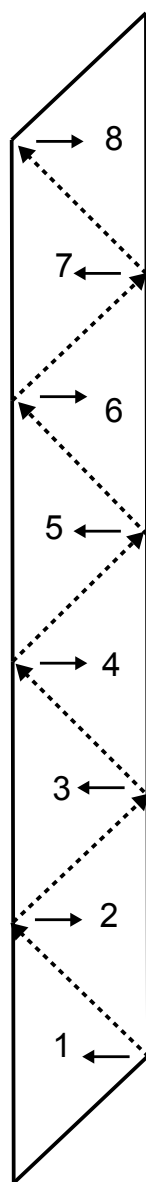




RED HEART® Boutique™ “Eclipse™”.
Art. E775 available in 1.76 Oz (50 g),
125 yd (114 m) balls.

ABBREVIATIONS: **K** = knit; **tog** = together;
mm = millimeters, **st(s)** = stitch(es).



MITERED SCARF | KNIT



 = Pick up edge
 = Direction of knitting