



knit cell phone cover

LW1539



free project sheet!



knit cell phone cover

LW1539

Easy

Designed by Grace Alexander.

Cell Phone Cover measures approximately 2¾" wide x 5¼" high without strap.

RED HEART® "Super Saver®": ¾
Ounce No. 661 Frosty Green.

Knitting Needles: 5mm [US 8].
Cable needle; yarn needle; 2 split stitch
markers.

GAUGE: 19 sts = 4"; 28 rows = 4" in pat.
**CHECK YOUR GAUGE. Use any size
needles to obtain the gauge.**

SPECIAL ABBREVIATIONS

C4B = Slip next 2 sts onto cable needle
and hold at back of work, K2, then K2
from cable needle.

C4F = Slip next 2 sts onto cable needle
and hold at front of work, K2, then K2
from cable needle.

Cast on 30 sts.

Row 1 (Right Side): [K1, P1] 5 times,
P2, K6, P2, [P1, K1] 5 times.

Row 2: [P1, K1] 5 times, K2, P6, K2,
[K1, P1] 5 times.

Row 3: [P1, K1] 5 times, P2, C4B, K2,
P2, [K1, P1] 5 times.

Row 4: [K1, P1] 5 times, K2, P6, K2,
[P1, K1] 5 times.

Row 5: [K1, P1] 5 times, P2, K2, C4F,
P2, [P1, K1] 5 times.

Row 6: [P1, K1] 5 times, K2, P6, K2,
[K1, P1] 5 times.

Repeat Rows 3-6 until approximately 5"
from beginning, end by working Row 6.

Bind off in pat.

Sew the sides together, forming a tube.
This seam is the center back of the cover.
Fold the tube so that the seam is centered
on the cable and sew the bottom edge
closed. With cover flattened, mark each
side edge.

Flap: With right side of the back facing,
pick up and Knit 14 sts across the back
between markers.

Foundation Row (Wrong Side): P1, K3,
P6, K3, P1.

Row 1 (Right Side): P1, K1, P2, C4B,
K2, P2, K1, P1.

Row 2: K1, P1, K2, P6, K2, P1, K1.

Row 3: K1, P3, K2, C4F, P3, K1.

Row 4: P1, K3, P6, K3, P1.


Rep Rows 1-4 until flap measures approx-
imately 2½", end by working a wrong side
row. Decrease 1 st each end of next 2
rows – 10 sts. Bind off in pat.

Strap: Cast on 3 sts.

Row 1: K1, P1, K1.

Rep Row 1 until approximately 12" from
beginning. Bind off.

Sew lower 1" of each end of strap to sides
of cover. Weave in ends.

MEDIUM
 **RED HEART® "Super Saver®", Art.**
E300 (7 ounce/364 yard solid color; 5
ounce/278 yard multi color; 5 ounce/260
yard flecks skein).

ABBREVIATIONS: K = knit; mm = millimeters; P =
purl; pat = pattern; rep = repeat; st(s) = stitch (es); * =
repeat whatever follows the * as indicated; [] = work
directions in brackets the number of times specified.

