



CROCHET | SKILL LEVEL: EASY

ABBREVIATIONS

Approx = Approximately
Beg = Begin(ning)(s)
Ch = Chain(s)
Dc = Double crochet
Rep = Repeat
Rnd = Round
Sl st = Slip stitch
Sp(s) = Space(s)
Tog = Together

MEASUREMENTS

Approx 56" x 65" [142 x 165 cm]

GAUGES

12 dc and 8 rows = 4" [10 cm].
 Motif = 5½" [14 cm] edge to edge;
 6" [15 cm] point to point.

INSTRUCTIONS

Notes:

- Join each rnd with sl st to top of ch 3.
- Ch 3 at beg of rnd counts as dc throughout.

MOTIF (make 14 with A and 11 each with B, C, D, E, F, G and H)
 See diagram on page 2.

Ch 4. Join with sl st to first ch to form a ring.

1st rnd: Ch 3. 11 dc in ring. Join. 12 dc.

2nd rnd: Ch 3. 1 dc in first dc. 2 dc in each dc around. Join. 24 dc.

3rd rnd: Ch 3. 1 dc in each of next 2 dc. *(2 dc. Ch 1. 2 dc) all in next dc. 1 dc in each of next 3 dc. Rep from * to last dc. (2 dc. Ch 1. 2 dc) all in last dc. Join.

4th rnd: Ch 3. *1 dc in each dc to ch-1 sp. (2 dc. Ch 1. 2 dc) all in next ch-1 sp. Rep from * to last 2 dc. 1 dc in each of last 2 dc. Join. Fasten off.

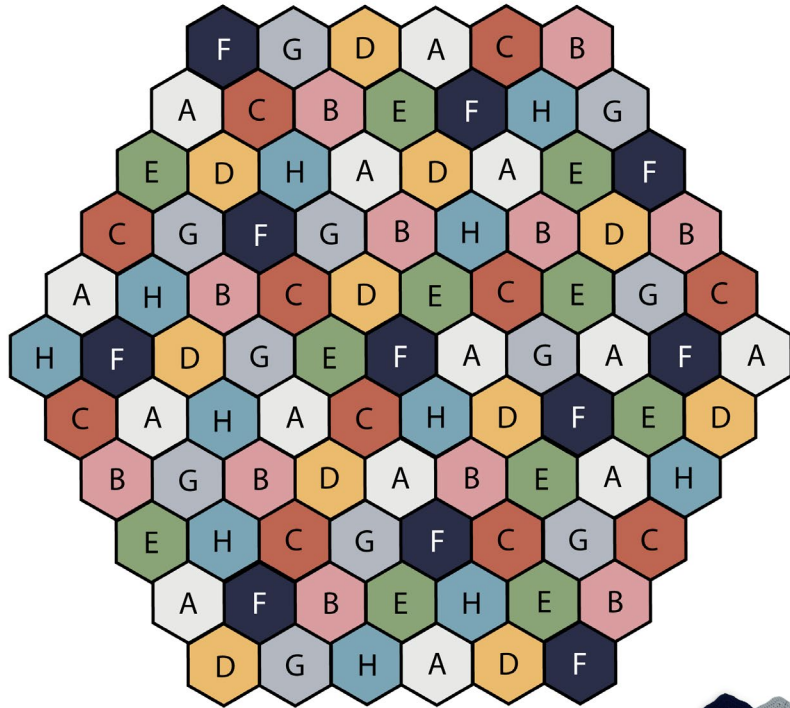
Using Assembly Diagram (page 2), sew Motifs tog.

MATERIALS

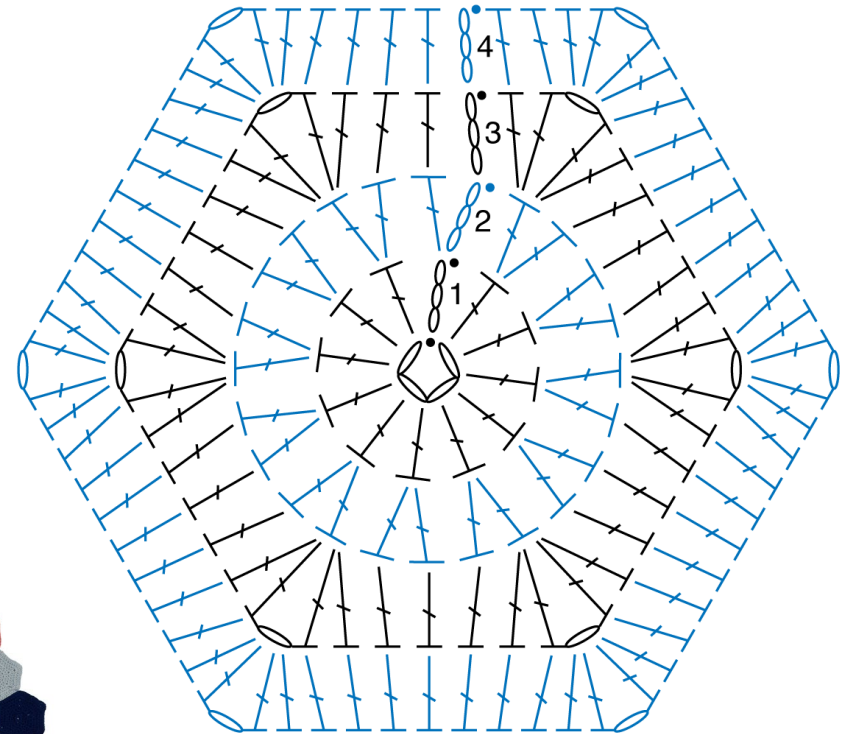
Red Heart® Super Saver® (7 oz/198 g; 364 yds/333 m)

Contrast A Soft White (0316)	1 ball
Contrast B Rosy (0177)	1 ball
Contrast C Coral (0726)	1 ball
Contrast D Gold (0321)	1 ball
Contrast E Light Sage (0631)	1 ball
Contrast F Soft Navy (0387)	1 ball
Contrast G Light Gray (0341)	1 ball
Contrast H Country Blue (0382)	1 ball


Size U.S. I/9 (5.5 mm) crochet hook **or size needed to obtain gauge.**
 Yarn needle.



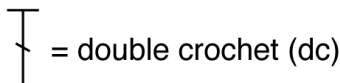


ASSEMBLY DIAGRAM



MOTIF



- STITCH KEY**
-  = chain (ch)
 -  = slip stitch (sl st)
 -  = double crochet (dc)