

### Full Size Blanket



### Baby Size Blanket



CROCHET | SKILL LEVEL: EASY

#### MATERIALS

**Red Heart® Super Saver® O'Go™** (Solids: 7 oz/197 g; 364 yds/333 m; Prints: 5 oz/141 g; 236 yds/215 m)

#### Full Size Blanket

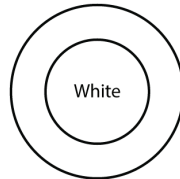
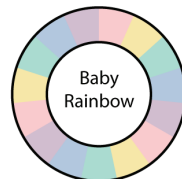
**Contrast A** Peacock (7155) **5 O'Gos**  
**Contrast B** Newsprint (7124) **5 O'Gos**

#### Baby Size Blanket

**Contrast A** Baby Rainbow (7175) **3 O'Gos**  
**Contrast B** White (7100) **3 O'Gos**



or



Size U.S. J/10 (6 mm) crochet hook **or size needed to obtain gauge.**

#### ABBREVIATIONS

**Approx** = Approximately  
**Beg** = Beginning  
**Ch** = Chain(s)  
**Dc** = Double crochet  
**Hdc** = Half double crochet  
**Pat** = Pattern

**Rep** = Repeat  
**RS** = Right side  
**Sp(s)** = Space(s)  
**St(s)** = Stitch(es)  
**Tog** = Together  
**Yoh** = Yarn over hook

#### MEASUREMENTS

**Full Size:** Approx 48" x 58" [122 x 147.5 cm], excluding fringe.

**Baby Size:** Approx 35" x 40" [89 x 101.5 cm].

#### GAUGE

12 sts and 9 rows = 4" [10 cm] in pat.

#### INSTRUCTIONS

##### Notes:

- To begin working with the O'Go format, carefully cut plastic tie where the ends of the O'Go meet.
- Pull tie to remove and start crocheting!
- Blanket alternates working 2 rows at a time from each of the 2 O'Go shades.

- When joining new O’Gos, try to join shade at same point in stripe repeat to keep continuity of the color repeat
- Extra yarn pulled out for matching stripes can be used during Finishing for fringe for Full Size Blanket
- Ch 2 at beg of row **does not** count as hdc.
- Carry color when not in use loosely up side of work
- To join new color work to last loops on hook of previous color. Yoh with new color and proceed

## FULL SIZE BLANKET

With A, ch 146 (multiple of 4 ch + 6).

**1st row:** (RS). 1 dc in 4th ch from hook (counts as 2 dc). 1 dc in next ch. \*Ch 2. Skip next 2 ch. 1 dc in each of next 2 ch. Rep from \* to last ch. 1 dc in last ch. Turn. 144 sts.

**\*\*2nd row:** Ch 2. 1 hdc in first dc. Ch 2. Skip next 2 dc. \*Working around ch-2, work 1 dc in each of next 2 skipped ch from foundation row. Ch 2. Skip next 2 dc. Rep from \* to last st. 1 hdc in last st. Join B. Turn.

**3rd row:** With B, ch 2. 1 hdc in first hdc. \*Working around ch-2, work 1 dc in each of next 2 skipped dc from 2 rows below. Ch 2. Skip next 2 dc. Rep from \* to last 3 sts. Working around ch-2, work 1 dc in each of next 2 skipped dc from 2 rows below. 1 hdc in last hdc. Turn.

**4th row:** Ch 2. 1 hdc in first hdc. Ch 2. Skip next 2 dc. \*Working around ch-2, work 1 dc in each of next 2 skipped dc from 2 rows below. Ch 2. Skip next 2 dc. Rep from \* to last st. 1 hdc in last hdc. Join A. Turn.

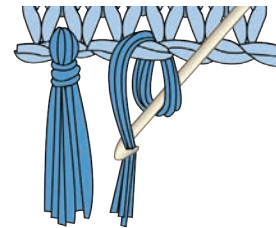
**5th and 6th rows:** With A, as 3rd and 4th rows. Join B at end of 6th row.\*\*

Rep 3rd to 6th rows for pat until work from beg measures approx. 58" [147.5 cm], ending on a 5th row of pat.

**Final row:** (WS). Ch 2. 1 hdc in first hdc. \*1 hdc in each of next 2 dc. Working around ch-2, work 1 dc in each of next 2 skipped dc from 2 rows below. Rep from \* to last 3 sts. 1 hdc in each of next 2 dc. 1 hdc in last hdc. Fasten off.

## Fringe

Cut strands of A and B 14" [35.5 cm] long. Taking 3 strands tog, fold in half and knot into fringe across both ends of Blanket, alternating A and B across. Trim fringe evenly.



Work from \*\* to \*\* as given for Full Size Blanket.

Rep 3rd to 6th rows for pat until work from beg measures approx. 40" [101.5 cm], ending on a 5th row of pat. Fasten off.

**Final row:** (WS). Ch 2. 1 hdc in first hdc. \*1 hdc in each of next 2 dc. Working around ch-2, work 1 dc in each of next 2 skipped dc from 2 rows below. Rep from \* to last 3 sts. 1 hdc in each of next 2 dc. 1 hdc in last hdc. Fasten off.

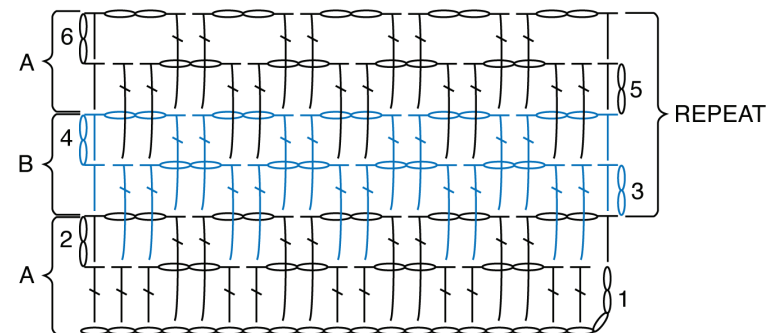
## BABY SIZE BLANKET

With A, ch 106 (multiple of 4 ch + 6).

**1st row:** (RS). 1 dc in 4th ch from hook (counts as 2 dc). 1 dc in next ch. \*Ch 2. Skip next 2 ch. 1 dc in each of next 2 ch. Rep from \* to last ch. 1 dc in last ch. Turn. 104 sts.

### STITCH KEY

- = chain (ch)
- ┆ = half double crochet (hdc)
- ┆ = double crochet (dc)



REDUCED SAMPLE OF PATTERN