



CROCHET | SKILL LEVEL: INTERMEDIATE

ABBREVIATIONS

Approx = Approximately

Beg = Begin(ning)

Ch = Chain(s)

Cluster = (Yoh and draw up a loop. Yoh and draw through 2 loops on hook) twice in indicated stitch. Yoh and draw through all 3 loops on hook

Dc = Double crochet

Dcfp = Yoh and draw up a loop around post of next stitch at front of work, inserting hook from right to left. (Yoh and draw through 2 loops on hook) twice

Hdc = Half double crochet

Petal = (1 hdc, 1 dc, 1 tr, 1 dc, 1 hdc) all in indicated stitch

Rep = Repeat

Rnd(s) = Round(s)

Sc = Single crochet

Scbl = Single crochet through back loop

Scfp = Draw up a loop around post of next stitch at front of work, inserting hook from right to left. Yoh and draw through 2 loops on hook

Sl st = Slip stitch

Sp(s) = Space(s)

Spike-tog (Spike 3 stitches together) = Draw up a loop in next hdc (1st leg). Yoh, working over top of the next ch-1 space, insert hook in space between (2 dc, ch 3, 2 dc) groups 2 rounds below and draw up a loop. Yoh and draw through 2 loops on hook (2nd leg). Draw up a loop in next hdc (3rd leg). Yoh and draw through all 4 loops on hook.

St(s) = Stitch(es)

Tog = Together

Tr = Treble crochet

Trfp = (Yoh) twice and draw up a loop around post of next stitch at front of work, inserting hook from right to left. (Yoh and draw through 2 loops on hook) 3 times

Yoh = Yarn over hook

MATERIALS

Red Heart® With Love® (198 g/7 oz; 370 yds/338 m)

Contrast A Iced Aqua (1502) **1 ball**

Contrast B Lettuce (1601) **1 ball**

Contrast C Lilac (1538) **1 ball**

Contrast D Cornsilk (1207) **1 ball**

Contrast E Aubergine (1542) **1 ball**

Contrast F Stone (1306) **1 ball**

Contrast G Peacock (1505) **1 ball**

Sizes U.S. I/9 (5.5 mm) and U.S. K/10.5 (6.5 mm) crochet hooks **or size needed to obtain gauge.**

MEASUREMENT

Approx 56" [142 cm] square.

GAUGE

11 sc and 14 rows = 4" [10 cm] with larger hook.

INSTRUCTIONS

Notes: Ch 3 at beg of rnds counts as dc.

Join all rnds with sl st to first sc or top of ch 3.

Afghan

With A and larger hook, ch 5. Join with sl st to form a ring.

See Chart I on page 5.

1st rnd: Ch 3. [2 dc. Ch 2. (3 dc. Ch 2) 3 times] all in ring. Join. Fasten off. 3 dc per each side.

2nd rnd: Join B with sl st to corner ch-2 sp. Ch 1. (1 sc. Ch 2. 1 sc) in same sp as sl st. *Ch 1. Skip next dc. 1 sc in next dc. Ch 1. Skip next dc.** (1 sc. Ch 2. 1 sc) in next ch-2 sp. Rep from * twice more, then from * to ** once. Join. Fasten off. 3 sc each side.

3rd rnd: Join C with sl st to corner ch-2 sp. Ch 3. (1 dc. Ch 2. 2 dc) in same sp as sl st. *2 dc in each ch-1 sp to next corner ch-2 sp.** (2 dc. Ch 2. 2 dc) in next ch-2 sp. Rep from * twice more, then from * to ** once. Join. Fasten off. 8 dc each side.

4th rnd: Join B with sl st to corner ch-2 sp. Ch 1. (1 sc. Ch 2. 1 sc) in same sp as sl st. *Ch 2. Skip next 2 dc. (1 sc in next dc. Ch 2. Skip next 2 dc) twice.** (1 sc. Ch 2. 1 sc) in corner ch 2-sp. Rep from * twice more, then from * to ** once. Join. Fasten off. 4 sc each side.

5th rnd: Join A with sl st to corner ch-2 sp. Ch 1. (1 sc. Ch 2. 1 sc) in same sp as sl st. *Skip next sc. (1 sc. 1 hdc. 2 dc. 1 hdc. 1 sc) in next ch-2 sp – scallop made. Skip next sc. 1 sc in next ch-2 sp. Skip next sc. Scallop in next ch-2 sp. Skip next sc.** (1 sc. Ch 2. 1 sc) in corner ch-2 sp. Rep from * twice more, then from * to ** once. Join. Fasten off. 2 scallops each side.

6th rnd: Join B with sl st to corner ch-2 sp. Ch 3. (1 dc. Ch 2. 2 dc) in same sp as sl st. *Ch 1. Skip next sc. 1 sc in next sc. Ch 1. Skip next hdc. 1 sc in each of next 2 dc. Ch 1. Skip next hdc. 1 sc in next sc. *Working in front of next sc*, 1 tr between dc groups 3 rnds below. 1 sc in next sc. Ch 1. Skip next hdc. 1 sc in each of next 2 dc. Ch 1. Skip next hdc. 1 sc in next sc. Ch 1. Skip next sc.** (2 dc. Ch 2. 2 dc) in next corner ch-2 sp. Rep from * twice more, then from * to ** once. Join. Fasten off. 13 sts each side excluding ch-1 sps.

7th rnd: Join D with sl st to corner ch-2 sp. Ch 3. (1 dc. Ch 2. 2 dc) in same sp as sl st. *Skip next dc. 1 trfp around post of next dc. Skip next (ch-1 sp and sc). 3 dc in next ch-1 sp. Skip next 2 sc. 3 dc in next ch-1 sp. Skip next sc. 1 trfp around post of next tr. Skip next sc. 3 dc in next ch-1 sp. Skip next 2 sc. 3 dc in next ch-1 sp. Skip next (sc and ch-1 sp). 1 trfp around post of next dc. Skip next dc.** (2 dc. Ch 2. 2 dc) in next corner ch-2 sp. Rep from * twice more, then from * to ** once. Join. Fasten off. 19 sts each side.

8th rnd: Join E with sl st to corner ch-2 sp. Ch 3. (1 dc. Ch 2. 2 dc) in same sp as sl st. *1 dc in each of next 2 dc. (1 trfp around post of next trfp. 1 dc in each of next 6 dc) twice. 1 trfp around post of next trfp. 1 dc in each of next 2 dc.** (2 dc. Ch 2. 2 dc) in corner ch-2 sp. Rep from * twice more, then from * to ** once. Join. Fasten off. 23 sts each side.

9th rnd: Join F with sl st to corner ch-2 sp. Ch 1. (1 sc. Ch 2. 1 sc) in same sp as sl st. **Working in front loops only*, 1 sl st in each st to next corner ch-2 sp.** (1 sc. Ch 2. 1 sc) in next ch-2 sp. Rep from * twice more, then from * to ** once. Join. Fasten off. 25 sts each side.

10th rnd: Join G with sl st to corner ch-2 sp. Ch 3. (1 dc. Ch 2. 2 dc) in same sp as sl st. *Skip next sc. *Working in back loops only* of 8th rnd, 1 dc in each st to 1 sc before corner ch-2 sp. Skip next st.** (2 dc. Ch 2. 2 dc) in corner ch-2 sp. Rep from * twice more, then from * to ** once more. Join. Fasten off. 27 dc each side.

11th rnd: Join F with sl st to corner ch-2 sp. Ch 1. (1 sc. Ch 2. 1 sc) in same sp as sl st. [Ch 2. Skip next 2 dc. *1 sc in next dc. Ch 1. Skip next dc. 1 sc in next dc. Ch 2. Skip next 2 dc. Rep from * to corner ch-2 sp]** (1 sc. Ch 2. 1 sc) in corner ch-2 sp] 3 times. Ch 2. Skip next 2 dc. Rep from * to ** once. Join. Fasten off. 12 sc each side.

12th rnd: Join C with sl st to corner ch-2 sp. Ch 1. (1 sc. Ch 2. 1 sc) in same sp as sl st. [Skip next sc. Petal in next ch-2 sp. *Skip next sc. 1 sc in next ch-1 sp. Skip next sc. Petal in next ch-2 sp. Rep from * to last sc before corner ch-2 sp. Skip next sc.** (1 sc. Ch 2. 1 sc) in corner ch-2 sp] 3 times. Skip next sc. Petal in next ch-2 sp. Rep from * to ** once more. Join. Fasten off. 6 petals each side.

13th rnd: Join E with sl st to corner ch-2 sp. Ch 3. (1 dc. Ch 2. 2 dc) in same sp as sl st. [Skip next sc. 1 sc in each of next 5 sts. **Working in front of next sc*, 1 dc in next skipped dc 3 rnds below, skipping this sc. 1 sc in each of next 5 sts. Rep from * to 1 sc before corner ch-2 sp. Skip next sc.** (2 dc. Ch 2. 2 dc) in corner ch-2 sp] 3 times. Skip next sc. 1 sc in each of next 5 sts. Rep from * twice more, then from * to ** once. Join. Fasten off. 39 sts each side.

14th rnd: Join F with sl st to corner ch-2 sp. Ch 5 (counts as 1 dc and ch 2). 1 dc in same sp as sl st. [Skip next dc. (1 tr. 3 dc. 1 tr) in next dc. **Skip next 2 sc. 1 scbl in next sc. Skip next 2 sc. (1 tr. 3 dc. 1 tr) in next dc. Rep from * to last dc before corner ch-2 sp. Skip next dc.** (1 dc. Ch 2. 1 dc) in corner ch-2 sp] 3 times. Skip next dc. (1 tr. 3 dc. 1 tr) in next dc. Rep from * to ** once more. Join. Fasten off. 43 sts each side.*

15th rnd: Join B with sl st to corner ch-2 sp. Ch 3. (1 dc. Ch 2. 2 dc) in same sp as sl st. **Working in back loops only*, 1 dc in each st to next corner ch-2 sp.** (2 dc. Ch 2. 2 dc) in in corner ch-2 sp. Rep from * twice more, then from * to ** once. Join. Fasten off. 47 dc each side.

16th rnd: With D, as 15th rnd. 51 dc each side.

17th rnd: With A, as 15th rnd. 55 dc each side.

18th rnd: Join G with sl st to corner ch-2 sp. Ch 1. (1 sc. Ch 2. 1 sc) in same sp as sl st. * 1 scbl in each dc to next corner ch-2 sp.** (1 sc. Ch 2. 1 sc) in corner ch-2 sp. Rep from * twice more, then from * to ** once. Join. **Do not** fasten off. 57 sc each side.

See Chart II on page 6.

19th rnd: Sl st to next ch-2 sp. Ch 3. (1 dc. Ch 2. 2 dc) in same sp as last sl st. [Ch 1. Skip next sc. **1 dc in next sc. Ch 1. Skip next sc. Rep from * to corner ch-2 sp.** (2 dc. Ch 2. 2 dc) in corner ch-2 sp] 3 times. Ch 1. Skip next sc. Rep from * to ** once more. Join. 32 dc each side.*

20th rnd: Sl st in next dc and ch-2 sp. Ch 1. (1 sc. Ch 2. 1 sc) in same sp as last sl st. **Skip next dc. 1 sc in next dc. 2 sc in each ch-1 sp to last 2 dc before corner ch-2 sp. 1 sc in each of next 2 dc.** (1 sc. Ch 2. 1 sc) in corner ch-2 sp. Rep from * twice more, then from * to ** once. Join. Fasten off. 63 sc each side.*

21st rnd: Join F with sl st to corner ch-2 sp. Ch 3. (1 dc. Ch 2. 2 dc) in same sp as sl st. [Ch 1. Skip next sc. **Cluster in next sc. Ch 1. Skip next sc. Rep from * to corner ch-2 sp.** (2 dc. Ch 2. 2 dc) in corner ch-2 sp] 3 times. Ch 1. Skip next sc. Rep from * to ** once more. Join. Fasten off. 31 clusters each side.*

22nd rnd: Join C with sl st to corner ch-2 sp. Ch 3. (1 dc. Ch 2. 2 dc) in same sp as sl st. [Skip next 2 dc. **(2 dc. Ch 3. 2 dc) in next ch-1 sp. Skip next (Cluster, ch-1 sp, cluster). Rep from * to last (Cluster, ch-1 sp, 2 dc) before corner ch-2 sp. Skip (Cluster, ch-1 sp, 2 dc).** (2 dc. Ch 2. 2 dc) in corner ch-2 sp] 3 times. Skip next 2 dc. Rep from * to ** once more. Join. 16 (2 dc. Ch 3. 2 dc)-groups each side.*

23rd rnd: Sl st in next dc and ch-2 sp. Ch 3. (1 dc. Ch 2. 2 dc) in same sp as last sl st. [1 dc in each of next 2 dc. Skip next 2 dc. Petal in next ch 3 sp. **Ch 1. Skip next 4 dc. Petal in next ch-3 sp. Rep from * to last 4 dc before corner ch-2 sp. Skip next 2 dc. 1 dc in each of next 2 dc.** (2 dc. Ch 2. 2 dc) in corner ch-2 sp] 3 times. 1 dc in each of next 2 dc. Skip next 2 dc. Petal in next ch 3 sp. Rep from * to ** once more. Join. Fasten off. 16 petals each side.*

24th rnd: Join E with sl st to corner ch-2 sp. Ch 3. (1 dc. Ch 2. 2 dc) in same sp as sl st. [1 dc in each of next 3 dc. 1 trfp around post of next dc. Skip next hdc. 1 sc in each of next 3 sts. **Spike-tog. 1 sc in each of next 3 sts. Rep from * to last 5 sts before corner ch-2 sp. Skip next hdc. 1 trfp around post of next dc. 1 dc in each of next 3 dc.** (2 dc. Ch 2. 2 dc) in corner ch-2 sp] 3 times. * 1 dc in each of next 3 dc. 1 trfp around post of next dc. Skip next hdc. 1 sc in each of next 3 sts. Rep from * to ** once more. Join. Fasten off. 15 Spike-tog sts each side.*

Change to smaller hook.

25th rnd: Join A with sl st to corner ch-2 sp. Ch 4 (counts as tr). (1 tr. Ch 2. 2 tr) in same sp as sl st. [1 tr in next dc. 1 trfp around post of next dc. 1 tr in each of next 3 dc. 1 trfp around post of next trfp. 1 tr in each of next 3 sc. **1 trfp around center leg of next spike-tog st. 1 tr in each of next 3 sc. Rep from * to last 6 sts before corner ch-2 sp. 1 trfp around post of next trfp. 1 tr in each of next 3 dc. 1 trfp around post of next dc. 1 tr in next dc.** (2 tr. Ch 2. 2 tr) in ch 2 sp] 3 times. 1 tr in next dc.*

1 trfp around post of next dc. 1 tr in each of next 3 dc. 1 trfp around post of next trfp. 1 tr in each of next 3 sc. Rep from * to ** once more. Join. Fasten off. 79 sts each side.

Change to larger hook.

26th rnd: Join B with sl st to corner ch-2 sp. Ch 1. (1 sc. Ch 2. 1 sc) in same sp as sl st. [1 sc in each of next 3 tr. *1 scfp around post of next trfp. 1 sc in each of next 3 tr. Rep from * to corner ch-2 sp.** (1 sc. Ch 2. 1 sc) in corner ch-2 sp] 3 times. 1 sc in each of next 3 tr. Rep from * to ** once more. Join. Fasten off. 81 sts each side.

27th rnd: Join D with sl st to corner ch-2 sp. Ch 3. (1 dc. Ch 2. 2 dc) in same sp as sl st. [1 dc in each of next 4 sc. 1 dcfp around post of next scfp. *1 dc in each of next 3 sc. 1 dcfp around post of next scfp. Rep from * to last 4 sc before corner ch-2 sp. 1 dc in each of next 4 sc.** (2 dc. Ch 2. 2 dc) in corner ch-2 sp] 3 times. 1 dc in each of next 4 sc. 1 dcfp around post of next scfp. Rep from * to ** once more. Join. Fasten off. 85 sts each side.

28th rnd: Join E with sl st to corner ch-2 sp. Ch 3. (1 dc. Ch 2. 2 dc) in same sp as sl st. [1 dc in each of next 6 dc. 1 dcfp around post of next dcfp. *1 dc in each of next 3 dc. 1 dcfp around post of next dcfp. Rep from * to last 6 dc before corner ch-2 sp. 1 dc in each of next 6 dc.** (2 dc. Ch 2. 2 dc) in corner ch-2 sp] 3 times. 1 dc in each of next 6 dc. 1 dcfp around post of next dcfp. Rep from * to ** once more. Join. Fasten off. 89 sts each side.

29th rnd: As 9th rnd. 91 sts each side.

30th rnd: As 10th rnd *working in back loops only* of 28th rnd. 93 dc each side.

31st rnd: Join A with sl st to corner ch-2 sp. Ch 1. (1 sc. Ch 2. 1 sc) in same sp as sl st. [Ch 2. Skip next 3 dc. *1 sc in next dc. Ch 1. Skip next dc. 1 sc in next dc. Ch 2. Skip next 2 dc. Rep from * to corner ch-2 sp.** (1 sc. Ch 2. 1 sc) in corner ch-2 sp] 3 times. Ch 2. Skip next 3 dc. Rep from * to ** once more. Join. Fasten off. 38 sc each side.

See Chart III on page 7.

32nd to 41st rnds: As 12th to 21st rnds. 70 clusters per each side at end of 41st rnd.

42nd rnd: Join B with sl st to corner ch-2 sp. Ch 3. (1 dc. Ch 2. 2 dc) in same sp as sl st. [Skip first ch-1 sp. *(2 dc. Ch 3. 2 dc) in next ch-1 sp. Skip next ch-1 sp. Rep from * to next corner ch-2 sp.** (2 dc. Ch 2. 2 dc) in corner ch-2 sp] 3 times. Skip first ch-1 sp. Rep from * to ** once more. Join. Fasten off. 144 dc each side.

43rd rnd: Join C with sl st to corner ch-2 sp. Ch 3. (1 dc. Ch 2. 2 dc) in same sp as sl st. [1 dc in each of next 2 dc. Skip next 2 dc. Petal in next ch 3 sp. *Ch 1. Skip next 4 dc. Petal in next ch-3 sp. Rep from * to last 4 dc before corner ch-2 sp. Skip next 2 dc. 1 dc in each of next 2 dc.** (2 dc. Ch 2. 2 dc) in corner ch-2 sp] 3 times. 1 dc in each of next 2 dc. Skip next 2 dc. Petal in next ch 3 sp. Rep from * to ** once more. Join. Fasten off. 35 petals each side.

44th rnd: As 24th rnd. 151 sts each side.

Change to smaller hook.

45th rnd: As 25th rnd. 155 sts each side.

Change to larger hook.

46th rnd: Join B with sl st to corner ch-2 sp. Ch 1. (1 sc. Ch 2. 1 sc) in same sp as sl st. [Skip next st. (1 hdc. 1 dc. 1 hdc) in next st. Skip next st. *1 scfp around post of next st. Skip next st. (1 hdc. 1 dc. 1 hdc) in next st. Skip next st. Rep from * to corner ch-2 sp.** (1 sc. Ch 2. 1 sc) in corner ch-2 sp] 3 times. Skip next st. (1 hdc. 1 dc. 1 hdc) in next st. Skip next st. Rep from * to ** once more. Join. Fasten off. 157 sts each side.

47th rnd: Join D with sl st to corner ch-2 sp. Ch 3. (1 dc. Ch 2. 2 dc) in same sp as sl st. [Ch 1. 1 dc in next sc. *Skip next hdc. 1 sc in next dc. Skip next hdc. (1 dc. Ch 2. 1 dc) in next scfp. Rep from * to 4 sts before corner ch-2 sp. Skip next hdc. 1 sc in next dc. Skip next hdc. 1 dc in next sc. Ch 1.** (2 dc. Ch 2. 2 dc) in corner ch-2 sp] 3 times. Ch 1. 1 dc in next sc. Rep from * to ** once more. Join. Fasten off. 39 sc and 82 dc each side.

48th rnd: Join E with sl st to corner ch-2 sp. Ch 3. (1 dc. Ch 2. 2 dc) in same sp as sl st. [1 dc in each of next 2 dc. 1 dc in next ch-1 sp. *Skip next dc. 1 dc in next sc. Skip next dc. 3 dc in next ch-2 sp. Rep from * to 6 sts before corner ch-2 sp. Skip next dc. 1 dc in next sc. Skip next dc. 1 dc in next ch-1 sp. 1 dc in each of next 2 sts.** (2 dc. Ch 2. 2 dc) in corner ch-2 sp] 3 times. 1 dc in each of next 2 sts. 1 dc in next ch-1 sp. Rep from * to ** once more. Join. Fasten off. 163 dc each side.

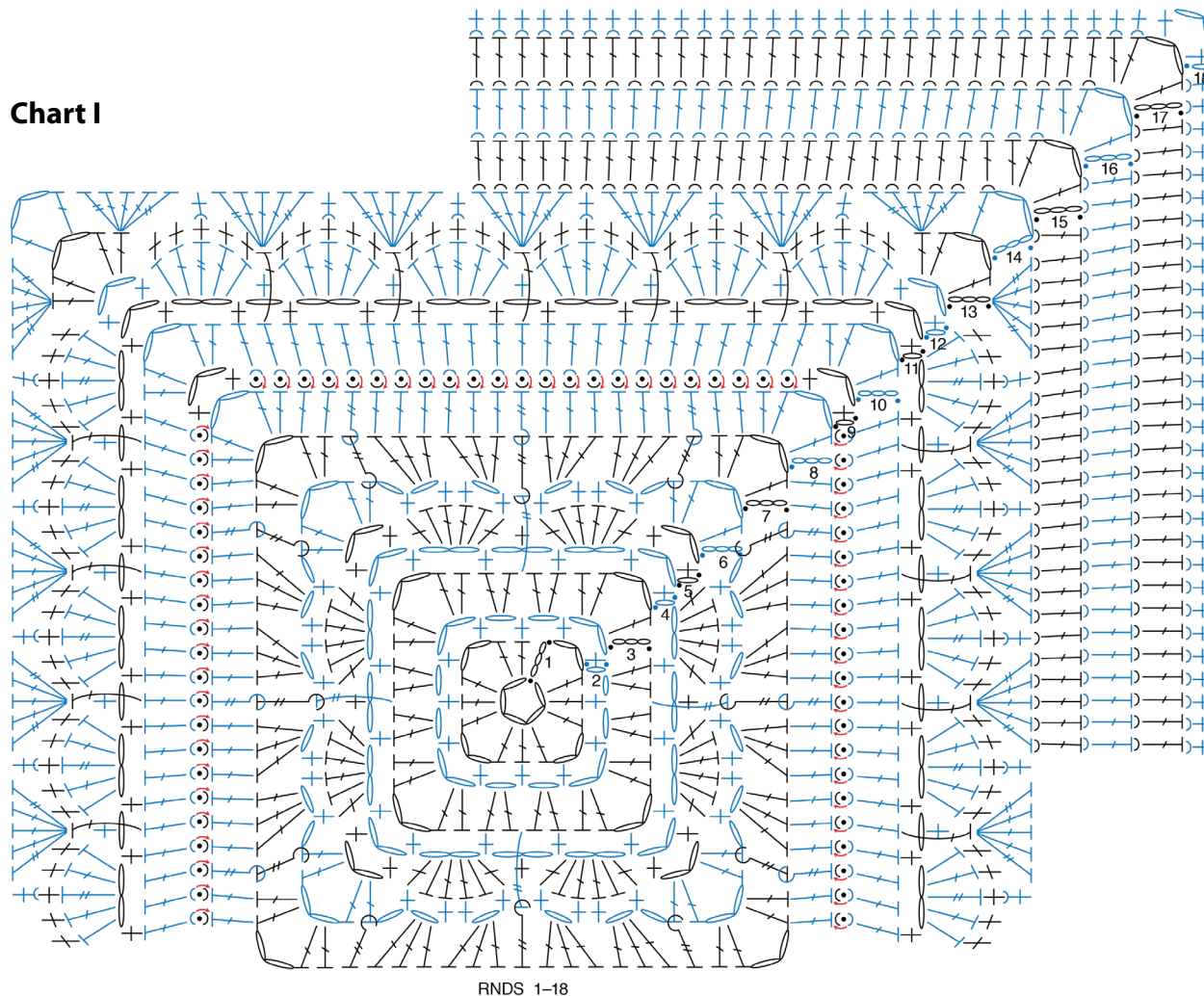
49th rnd: As 9th rnd. 165 sts each side.

50th rnd: As 10th rnd *working in back loops only* of 48th rnd. 165 sts each side. Fasten off.

FINISHING

Pin Afghan on a flat surface to measurements. Cover with a damp cloth leaving cloth to dry.

Chart I



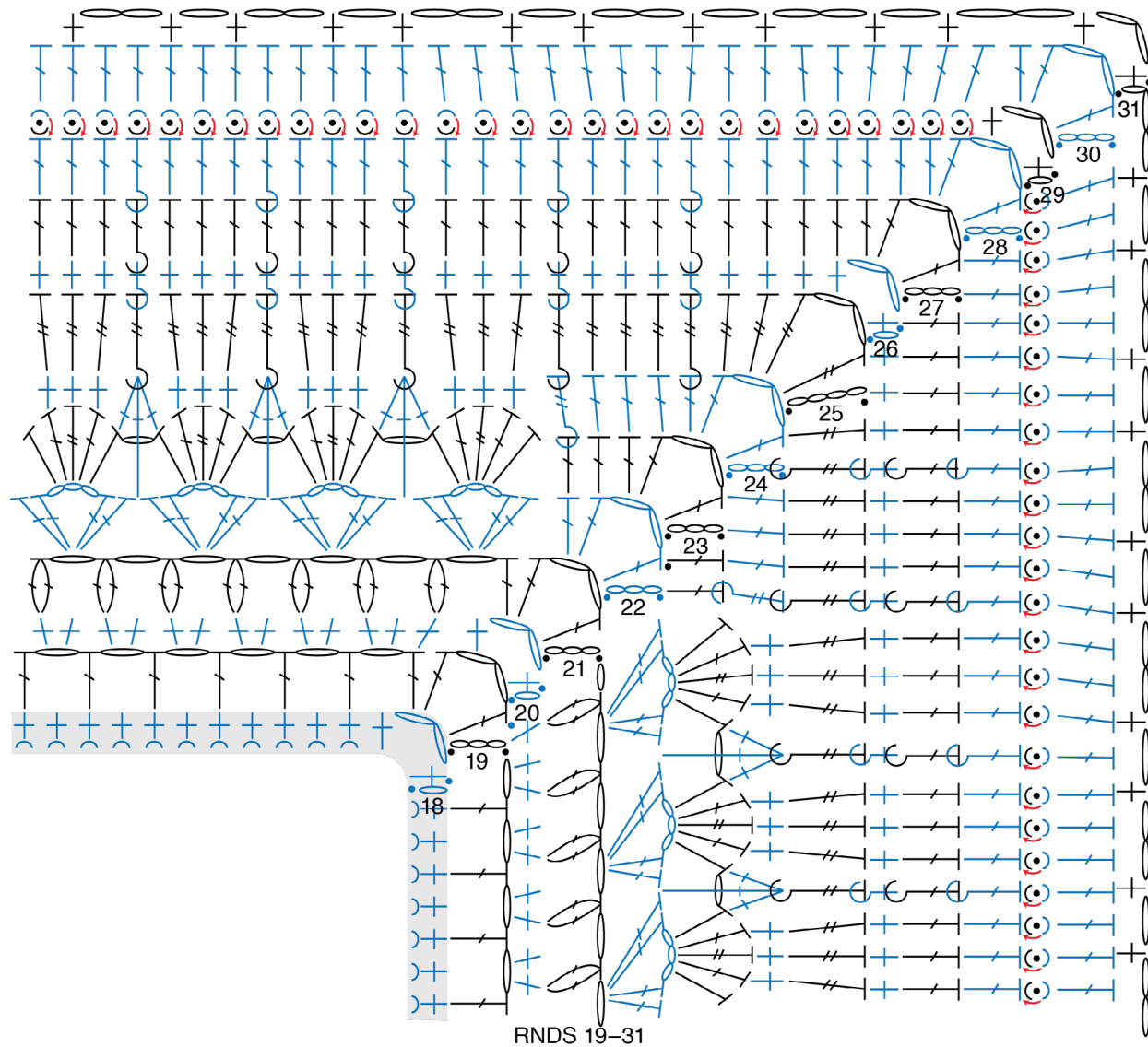
STITCH KEY

- = chain (ch)
- = slip stitch (sl st)
- ⊥ = single crochet (sc)
- ⊥ = half double crochet (hdc)
- ⊥ = double crochet (dc)
- ⊥ = treble crochet (tr)
- ⊥ = front post treble crochet (trfp)
- ⊥ = scallop
- ⊥ = petal
- ⊥ = worked in back loop only
- ⊥ = worked in front loop only

STITCH KEY

- = chain (ch)
- = slip stitch (sl st)
- ⊥ = single crochet (sc)
- └ = half double crochet (hdc)
- ┘ = double crochet (dc)
- ⚡ = treble crochet (tr)
- ⚡ = front post single crochet (scfp)
- ⚡ = front post double crochet (dcfp)
- ⚡ = front post treble crochet (trfp)
- ⚡⚡⚡ = petal
- ⚡ = spike 3 stitches together (spike-tog)
- ⊖ = cluster
- ⌒ = worked in back loop only
- ⌒ = worked in front loop only

Chart II



STITCH KEY

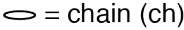
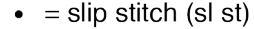

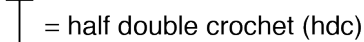

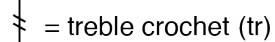
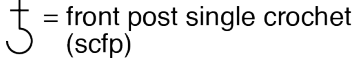
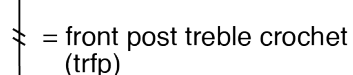

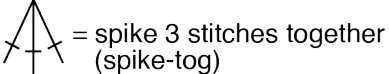
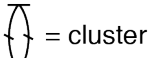
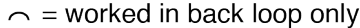
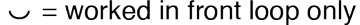
-  = chain (ch)
-  = slip stitch (sl st)
-  = single crochet (sc)
-  = half double crochet (hdc)
-  = double crochet (dc)
-  = treble crochet (tr)
-  = front post single crochet (scfp)
-  = front post treble crochet (trfp)
-  = petal
-  = spike 3 stitches together (spike-tog)
-  = cluster
-  = worked in back loop only
-  = worked in front loop only

Chart III

